

Milling Vise

Milling Accessories



G101-G188

INDEX

G101~113

Milling Vise



65000 G101



65006 G102



65008-01 G102



65008-02 G102



65010-80 G103



65010-100 G103



65010-125 G122



65010-125A G122



65010-300 G122



65040 G105



65045 G106



65060 G108



65061 G108



65062 G108



65070 G109



65080 G110



65090 G111




65095 G112



65100 G113

G114~126


Milling Vise



65110 G114



65120 G115



65130 G115



65140 G116



65150 G117



65160 G119



65170 G119



65180 G120



65190 G120



65200 G121



65210 G121



65220 G122



65230 G123



65240 G124



65250 G125



65260 G126

G127~142 **Milling Vise**

 65270 G127	 65280 G128	 65290 G129	 65300 G130	 65310 G130	 65320 G131
 65330 G132	 65340 G133	 65350 G134	 65360 G135	 65370 G136	 65380 G137
 65390 G138					
 65400 G139	 65420 G141				

G143~154 **Dividing Head & Plate**

 65500 G143	 65510 G144	 65520 G145	 65530 G145	 65540 G146	 65550 G146
 65560 G147	 65570 G147	 65580 G148	 65590 G149	 65600 G151	 65600-01 G151
 65610 G152	 65620 G153	 65630 G153	 65640 G154	 65650 G154	

INDEX

G155~164

Milling Clamp Fixture



65700 G155



65710 G155



65720 G156



65730 G156



65740 G156



65750 G157



65760 G157



65770 G157



65780 G158



65790 G158



65800 G158



65810 G159



65830 G160



65840 G160



65845 G161



65850 G162



65852 G162



65854 G163



65856 G163



65858 G164



65860 G164

G165~173

Milling Clamp Fixture



65862 G165



65864 G165



65866 G166



65868 G166



65870 G166



65880 G167




65882 G168



65884 G168



65886 G169



65888 G169



65890 G170



65892 G171




65894 G171



65896 G172



65898 G172



65900 G173



65902 G173

G173~181
Milling Clamp Fixture


65904 G173



65906 G174



65908 G174



65910 G174



65912 G175



65914 G175



65916 G175



65918 G176



65920 G176



65922 G176



65924 G177



65926 G177



65928 G177



65930 G178



65932 G178



65934 G179



65936 G179



65938 G180



65940 G180



65942 G181



65944 G181

G182~188
Milling Clamp Fixture


65946 G182



65948 G182



65950 G182



65952~56 G183



65958~62 G184



65964 G185



65966 G185



65968 G185



65970 G186



65972 G186



65974 G186



65976 G187



65978 G187



65980 G187



65982 G188



65984 G188




65986 G188

Milling Machine Accessories

65086

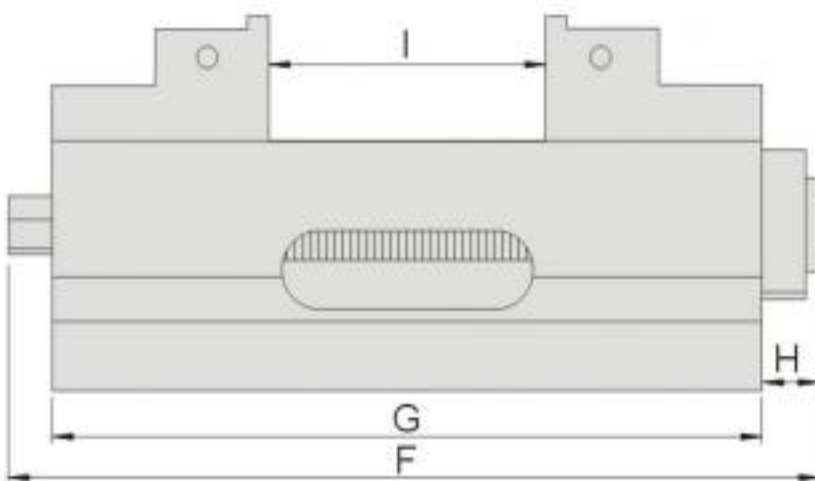
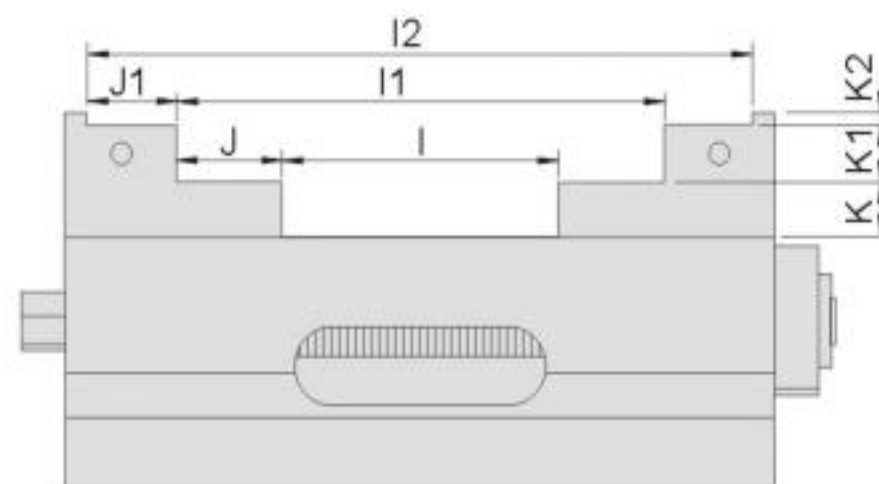
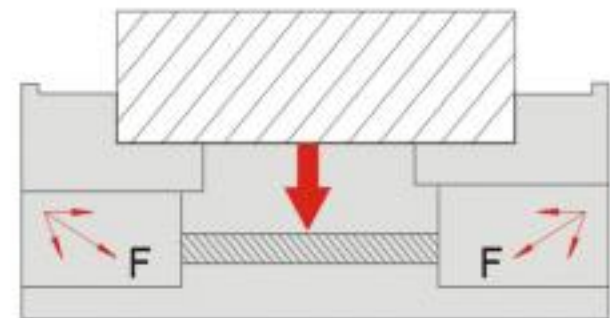
SCV

Self Centering Vise

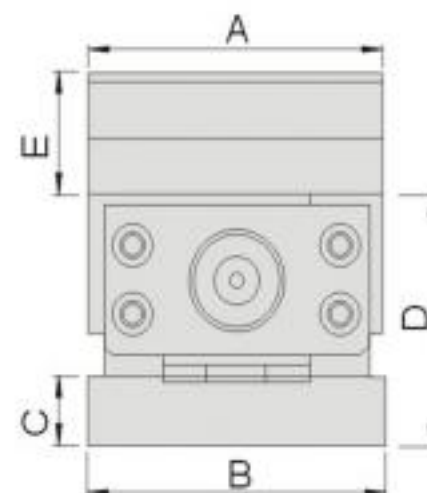
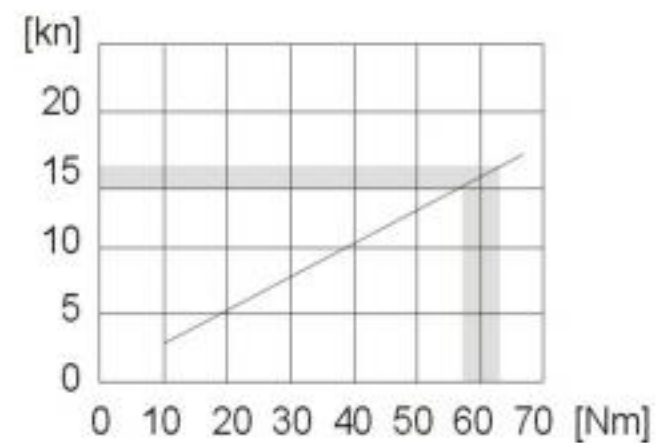


Features:

- ▶ Suitable for 4th, 5th axis, CNC rotary table and horizontal/vertical CNC milling machine.
- ▶ Repeating center accuracy is ± 0.01 mm.
- ▶ Body is made of FCD60 and the rail is with high frequency heat treatment above HRC45° which achieve high wear resistance.
- ▶ Jaw face adopting full steel with heat treatment reach over HRC 55°, interchangeability is flexible.
- ▶ Lock tight system to prevent floating for better efficiency.



CLAMPING CURVE



Unit:mm

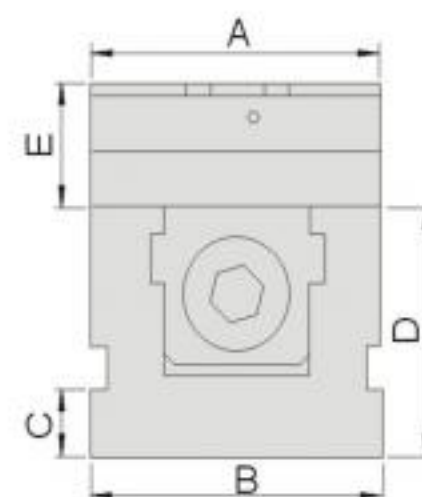
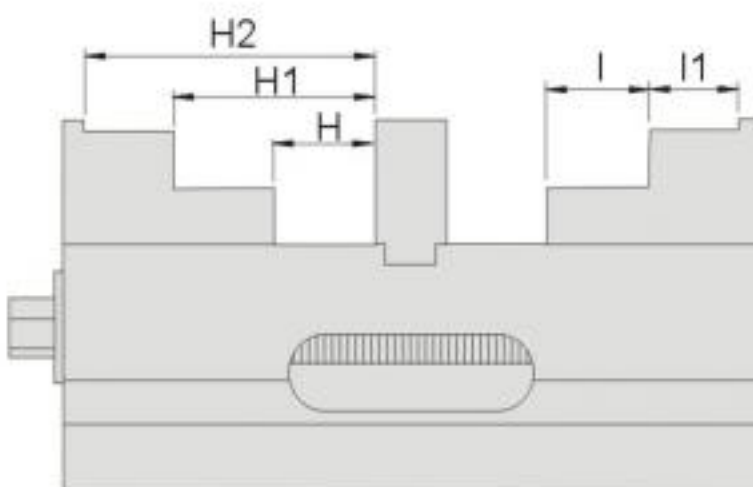
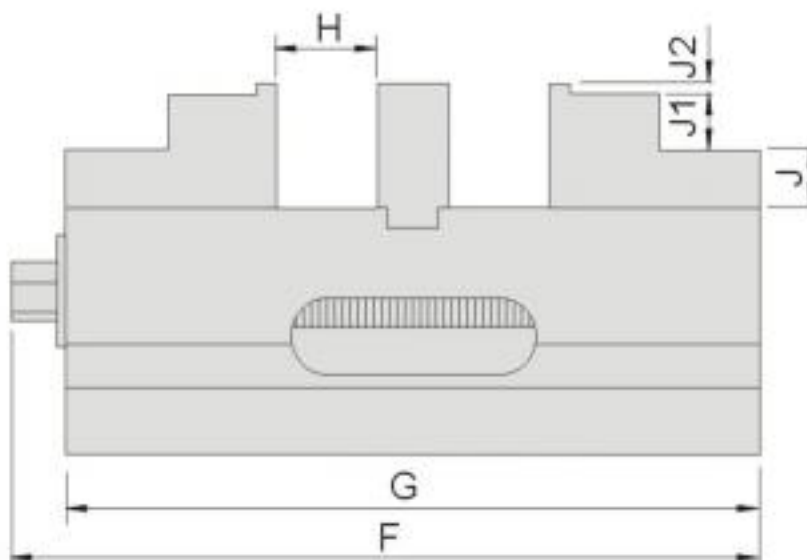
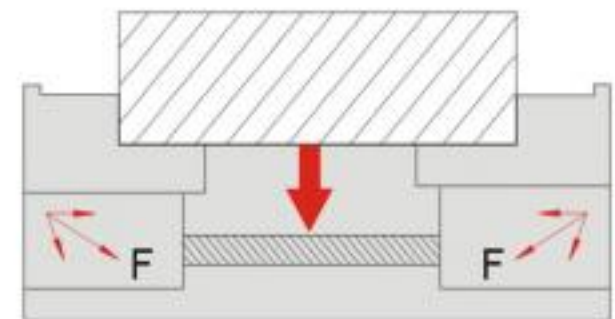
Order No.	Model	A	B	C	D	E	F	G	H	I	I1	I2	J	J1	K	K1	K2	N.W.
65086-01	SCV60	59	60	18	60	25	143	120	13	0~50	38~85	--	17.5	--	12.5	12.5	--	4.5kg
65086-02	SCV100	100	101	22	80	40	260	240	20	0~90	70~160	134~222	35	31	18	18	4	17.5kg
65086-03	SCV160	160	161	22	105	55	440	370	70	0~200	86~285	--	42.5	--	27.5	27.5	--	47.5kg

65087 SDV100 Double-Lock Mechanical Vice



Features:

- ▶ Capable of clamping two different sizes workpieces at the same time.
- ▶ Fixed block in the middle can be dismantled for clamping larger workpiece.
- ▶ Suitable on small CNC machining center.
- ▶ Special angle lock design and effectively reduce the workpiece floating.
- ▶ Optional soft jaws are available on request.



鐵床附件
 MILLING MACHINE ACCESSORIES

Unit:mm

Order No.	Model	A	B	C	D	E	F	G	H	H1	H2	I	I1	J	J1	J2	N.W.
65087	SDV100	100	101	22	80	40	260	240	0~35	35~70	66~100	35	31	18	18	4	18.5kg

Milling Machine Accessories

65000

LK

LK Tool Machine Vise

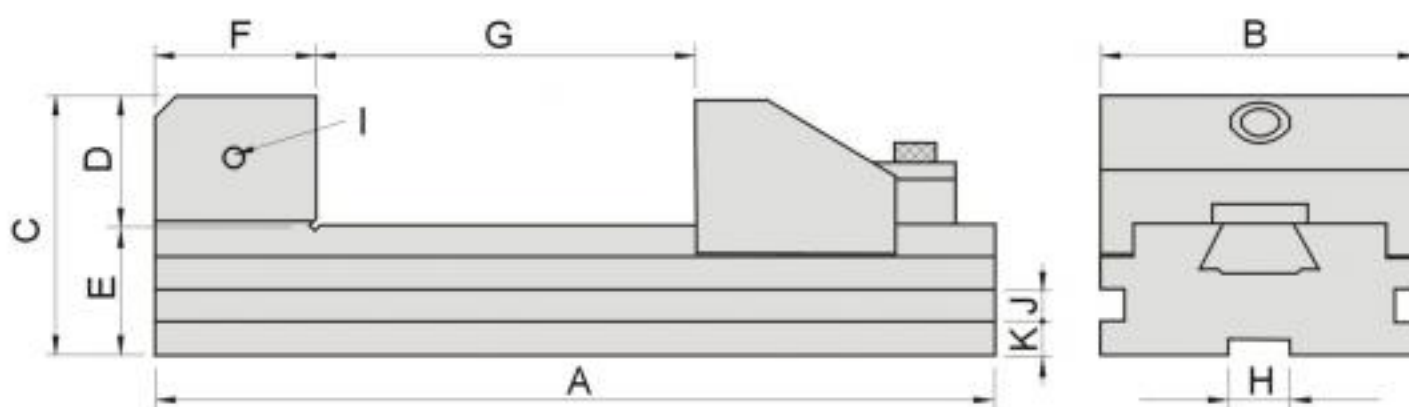
PAT: 170861
ZL 99 2 48851.6



Features:

- ▶ Adopting new structure and high rigidity design.
- ▶ Powerful clamping force.
- ▶ Suitable for CNC machines.
- ▶ Material: Tool Steel
- ▶ Hardness: HRC55°-60°
- ▶ Parallelism: 0.003mm/100mm
- ▶ Squareness: 0.004mm/100mm

Applications:



Unit:mm

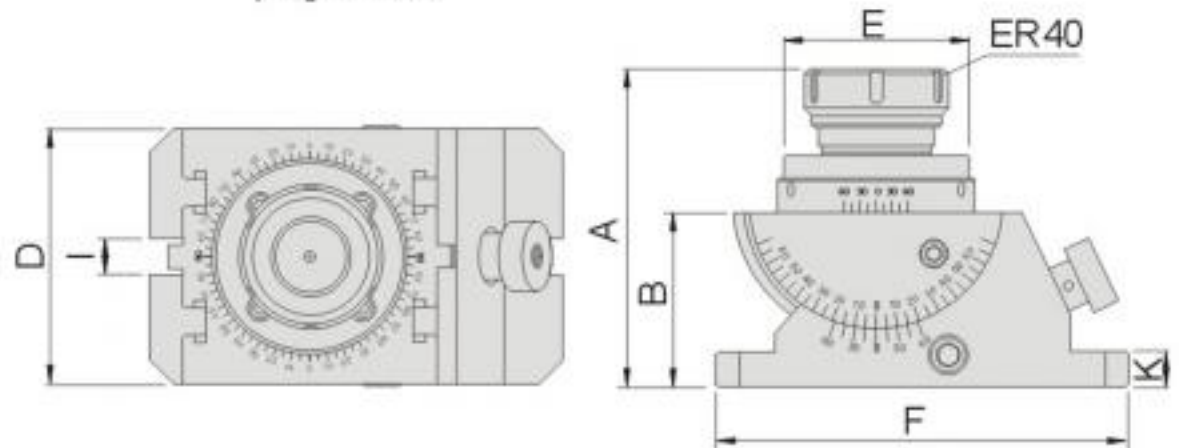
Order No.	Model	A	B	C	D	E	F	G	H	I	J	K	N.W.
65000-60	LK60	180	60	55	27	28	35	0-80	14	M6	6	7.5	3.0kg
65000-80	LK80	205	80	64	32	32	40	0-100	14	M6	8	8	4.9kg
65000-100	LK100	250	96	82	40	42	45	0-125	14	M6	10	12	9.7kg
65000-125	LK125	310	125	88	43	45	50	0-150	16	M6	12	12	16.5kg

65006 CHM-ER40 Precision Universal ER Chuck



Features:

- ▶ This fixture is composed of two parts: a precision ER collet chuck and a swivel angle plate base, ER collet chuck is capable of revolving 360°.
- ▶ Suitable for applying on milling, grinding and engraving...etc
- ▶ For more info on ER40 collet chuck, please refer to page F85.



Unit:mm

Order No.	Model	A	B	D	E	F	I	K	N.W.
65006	CHM-ER40	138	75	110	∅80	178	16	15	11kg

MILLING MACHINE ACCESSORIES

65008 CHM-SC Precision Universal 3-Jaws Chuck

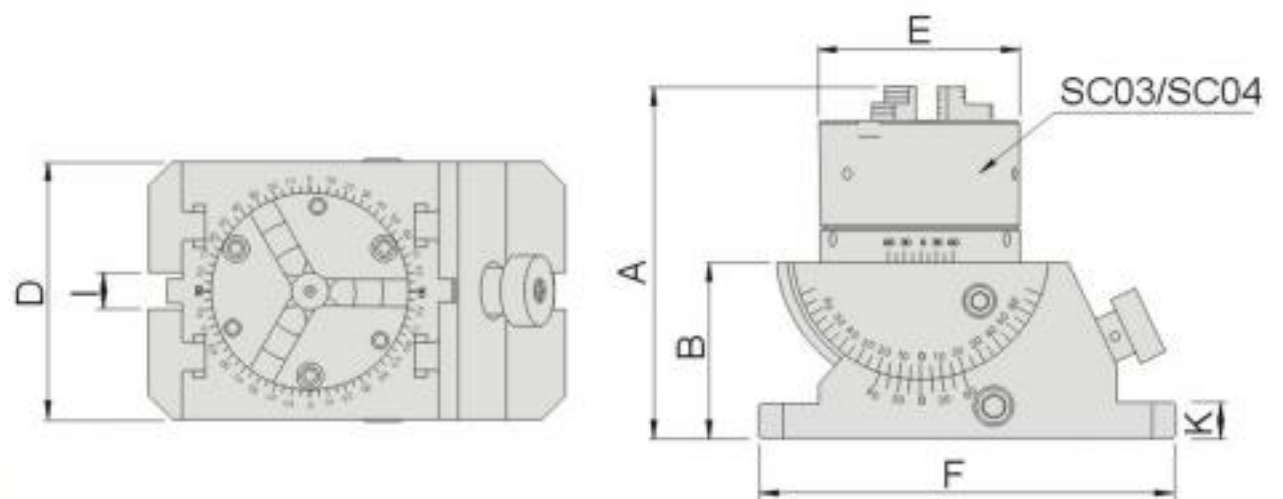
CHM-SC03



Features:

- ▶ This fixture is composed of two parts: a 3-Jaw chuck and a swivel angle plate base, 3-Jaw chuck is capable of revolving 360°.
- ▶ Suitable for applying on milling, grinding and engraving...etc
- ▶ For more info on 3-Jaw Chuck, please refer to page H01.

CHM-SC04



Unit:mm

Order No.	Model	A	B	D	E	F	I	K	N.W.
65008-01	CHM-SC03	151	75	110	∅85	178	16	15	12kg
65008-02	CHM-SC04	182	75	110	∅112	178	16	15	13kg

Milling Machine Accessories

65010-80

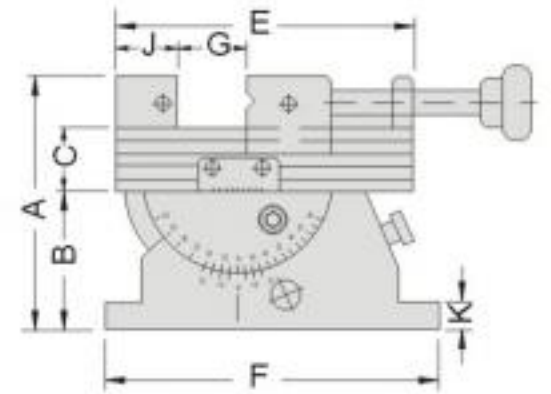
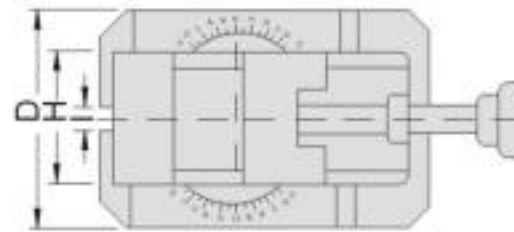
CHM80

Precision Universal Vise



Features:

- ▶ This fixture is composed of two parts: a precision vise and a swivel angle plate base, the vise is capable of revolving 360°.
- ▶ Tilting angle 45° vertically.
- ▶ Suitable for inclined surface, angular drilling
- ▶ machining on various machine applications.



Unit:mm

Order No.	Model	A	B	C	D	E	F	G	H	I	J	K	N.W.
65010-80	CHM80	138	75	32	110	160	178	0~80	70	16	33	15	14kg

65010-100

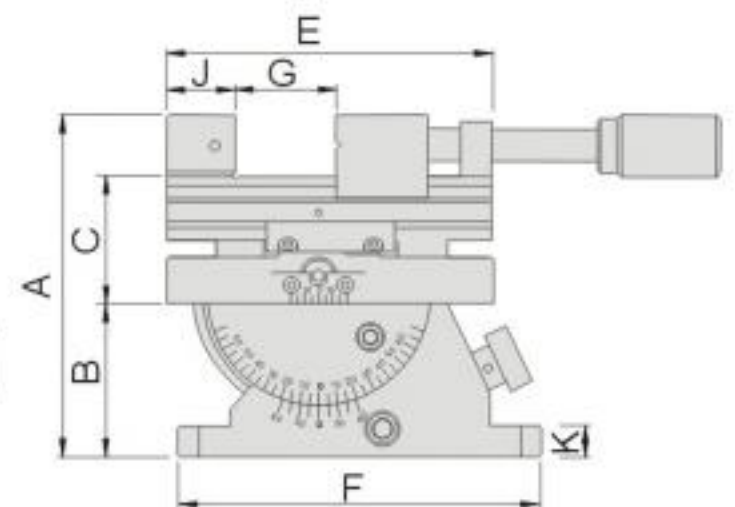
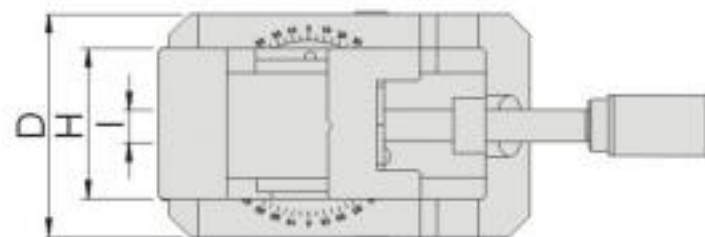
CHML50

Precision 3D Universal Vise



Features:

- ▶ This fixture is composed of two parts: a precision sine vise and a swivel angle plate base, the vise is capable of revolving 360°.
- ▶ Tilting angle 45° vertically.
- ▶ Suitable for inclined surface, angular drilling
- ▶ machining on various machine applications.
- ▶ With compound sine vise, it can be used for 3D machining.



Unit:mm

Order No.	Model	A	B	C	D	E	F	G	H	I	J	K	N.W.
65010-100	CHML50	169	75	63	110	160	178	0~80	73	16	33	15	16kg

65010-125 **CHM125** **Precision Universal Vice**

CHM125

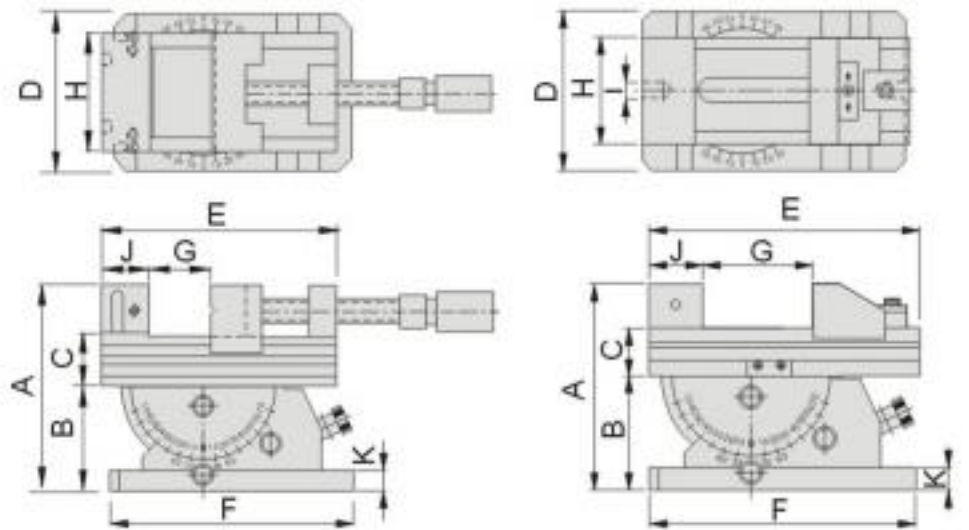


CHM-PGV125



Features:

- ▶ This fixture is composed of two parts: a precision vise and a swivel angle plate base, the vise is capable of revolving 360°.
- ▶ Tilting angle 45° vertically.
- ▶ Suitable for inclined surface, angular drilling
- ▶ machining on various machine applications.



Unit:mm

Order No.	Model	A	B	C	D	E	F	G	H	I	J	K	N.W.
65010-125	CHM125	216	128	45	180	310	300	0~150	125	18	50	25	53kg
65010-125A	CHM-PGV125	218	128	50	180	300	300	0~165	125	18	60	25	57kg

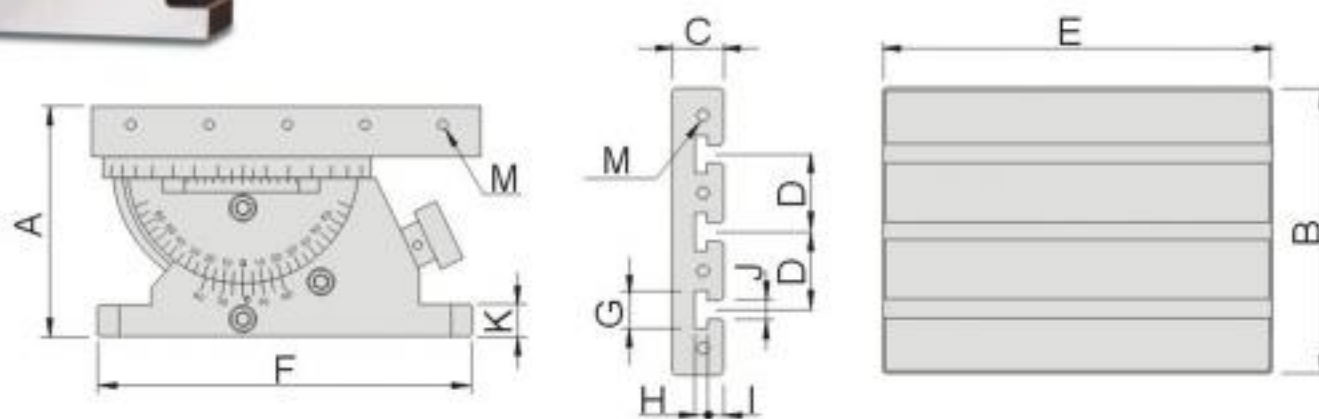
MILLING MACHINE ACCESSORIES

65010-300 **CHM-HT300** **Precision Universal Tilting Table**



Features:

- ▶ This fixture is composed of two parts: a table with T-slot and a swivel angle plate base, the table is capable of revolving 360°.
- ▶ Table with T-slot assembly with swivel base for rotation and angle adjustment.
- ▶ Suitable for inclined surface, angular drilling machining on various machine applications.



Unit:mm

Order No.	Model	A	B	C	D	E	F	G	H	I	J	K	M	Clamp	N.W.
65010-300	CHM-HT300	183	220	40	60	300	300	28	10	12	14	25	M8	M16	47kg

Milling Machine Accessories

65040

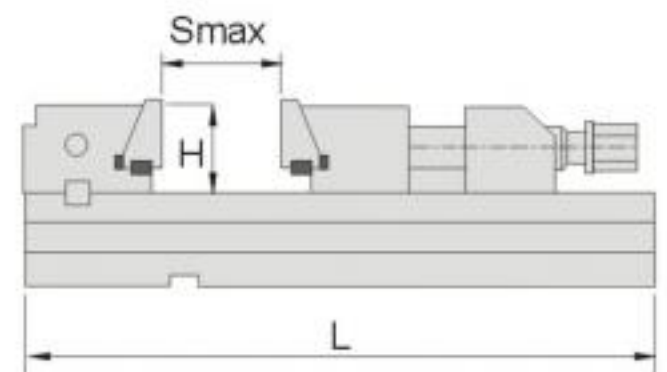
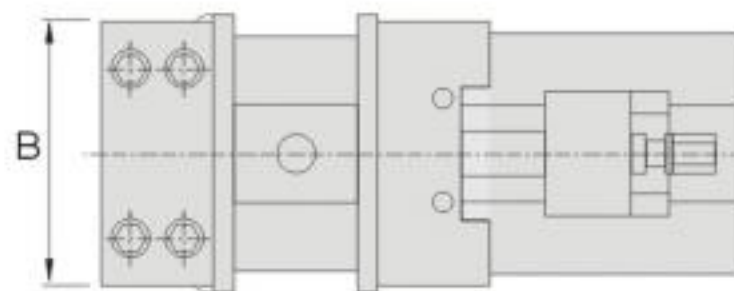
GL

Precision Modular Vice



Features:

- ▶ Modular design with quick change in components.
- ▶ Widely used in machining centers.
- ▶ Material : Alloy Steel, HRC58°-62°
- ▶ Parallelism: within 0.005/100mm
- ▶ Squareness: within 0.005/100mm
- ▶ Swivel base is optional.



Unit:mm

Order No.	Model	B	H	Smax	L	Clamping force (Kg)
65040-01	GL100-I	100	30	100	270	3000
65040-02	GL125-I	125	40	150	345	3000
65040-03	GL150A-I	150	50	200	420	5000
65040-04	GL150B-I	150	50	300	520	5000
65040-05	GL150C-I	150	50	400	620	5000
65040-06	GL175A-I	175	60	200	455	6000
65040-07	GL175B-I	175	60	300	555	6000
65040-08	GL175C-I	175	60	400	655	6000
65040-09	GL175D-I	175	60	500	755	6000
65040-10	GL175E-I	175	60	600	855	6000
65040-11	GL200A-I	200	65	200	495	10000
65040-12	GL200B-I	200	65	300	595	10000
65040-13	GL200C-I	200	65	400	695	10000
65040-14	GL200D-I	200	65	500	795	10000
65040-15	GL200E-I	200	65	600	895	10000
65040-16	GL300A-I	300	80	200	535	12000
65040-17	GL300B-I	300	80	300	635	12000
65040-18	GL300C-I	300	80	400	735	12000
65040-19	GL300D-I	300	80	500	835	12000
65040-20	GL300E-I	300	80	600	935	12000
65040-21	GL300F-I	300	80	700	1035	12000
65040-22	GL300G-I	300	80	800	1135	12000

65060/1/2 **GQ** **Separate Precision Modular Vises**

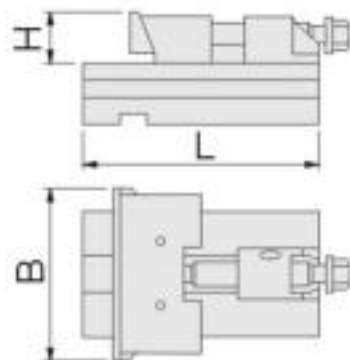


Features:

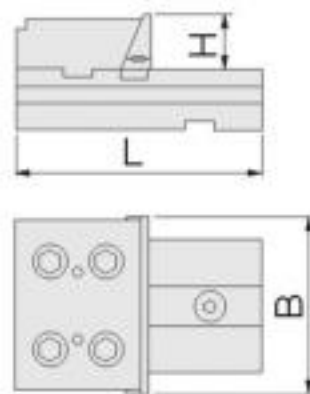
- ▶ Widely used in machining centers, CNC milling machine, grinding machines.
- ▶ Suitable for clamping large workpiece or adjusts the position of clamping, according to the sizes of the workpiece.
- ▶ Material : High Quality Alloy Steel, HRC58°-62°
- ▶ Parallelism: within 0.005/100mm
- ▶ Squareness: within 0.005/100mm



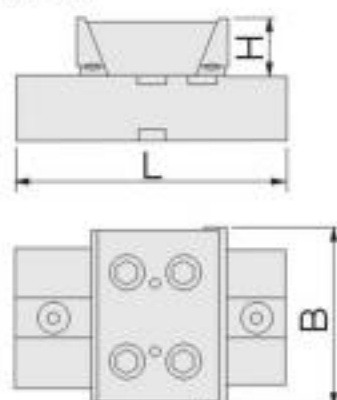
GQ-I
MOVABLE JAW SECTION



GQ-II
FIXED JAW SECTION



GQ-III
DOUBLE FIXED JAW SECTION



MILLING MACHINE ACCESSORIES

Unit:mm

Order No.	Model	L	B	H
65060-01	GQ84100-I	140	100	30
65060-02	GQ84125-I	160	125	40
65060-03	GQ84150-I	230	150	50
65060-04	GQ84175-I	240	175	60
65060-05	GQ84200-I	300	200	65

Unit:mm

Order No.	Model	L	B	H
65061-01	GQ84100-II	140	100	30
65061-02	GQ84125-II	160	125	40
65061-03	GQ84150-II	230	150	50
65061-04	GQ84175-II	240	175	60
65061-05	GQ84200-II	300	200	65

Unit:mm

Order No.	Model	L	B	H
65062-01	GQ84100-III	140	100	30
65062-02	GQ84125-III	160	125	40
65062-03	GQ84150-III	230	150	50
65062-04	GQ84175-III	240	175	60
65062-05	GQ84200-III	300	200	65

Milling Machine Accessories

65080

SCV90


Self Centering Vise



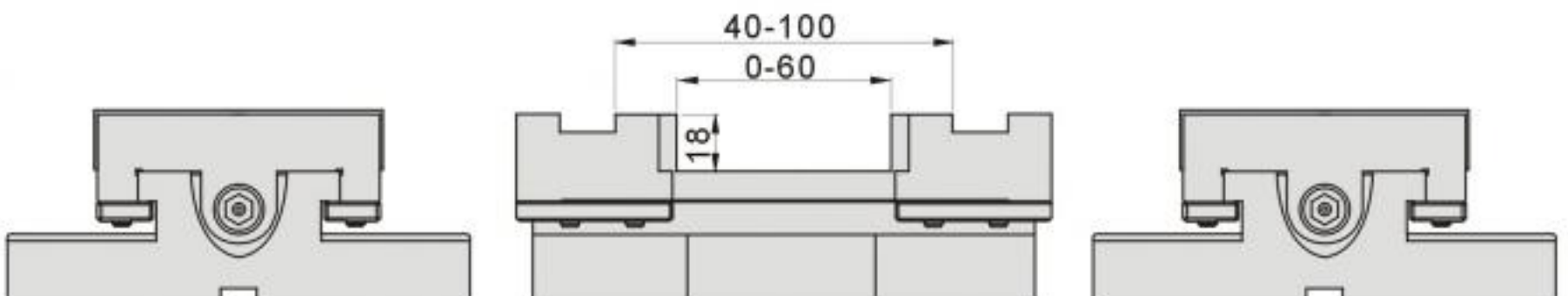
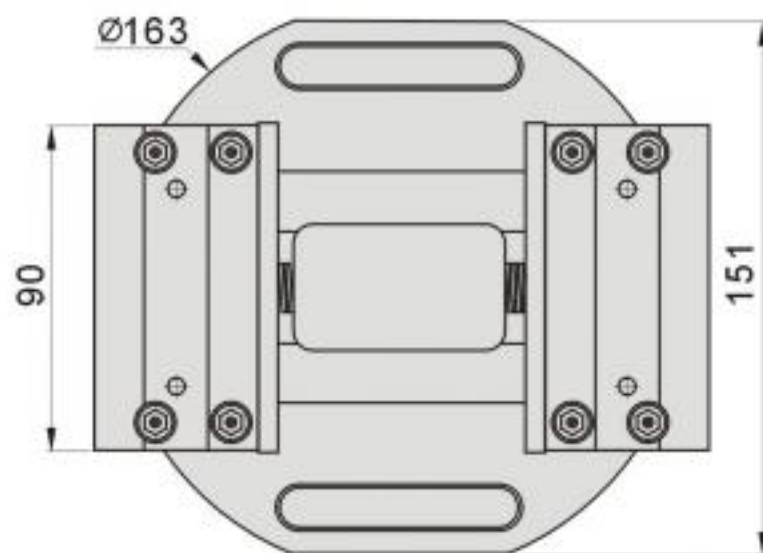
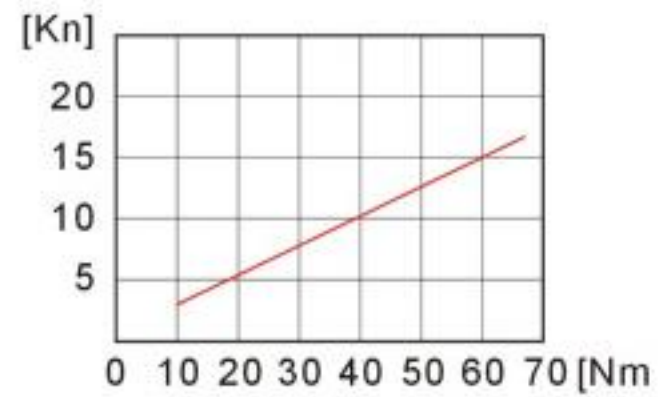
N.W.8kg

Features:

- ▶ Suitable for 4th, 5th axis, CNC rotary table and horizontal/vertical CNC milling machine.
- ▶ Repeating center accuracy is $\pm 0.01\text{mm}$.
- ▶ Body is made of alloy steel and the rail is with high frequency heat treatment above HRC45° which achieve high wear resistance.
- ▶ Jaw face adopting full steel with heat treatment reach over HRC 55°, interchangeability is flexible.
- ▶ Lock tight system to prevent floating for better efficiency.



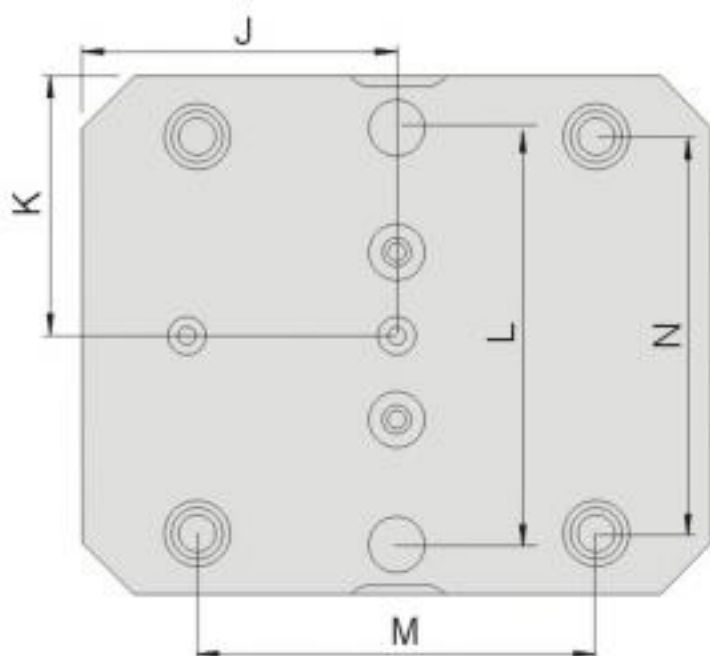
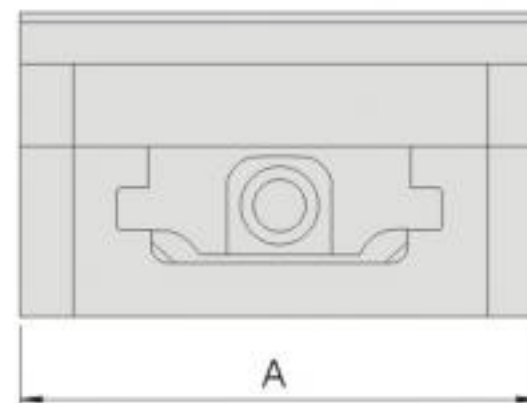
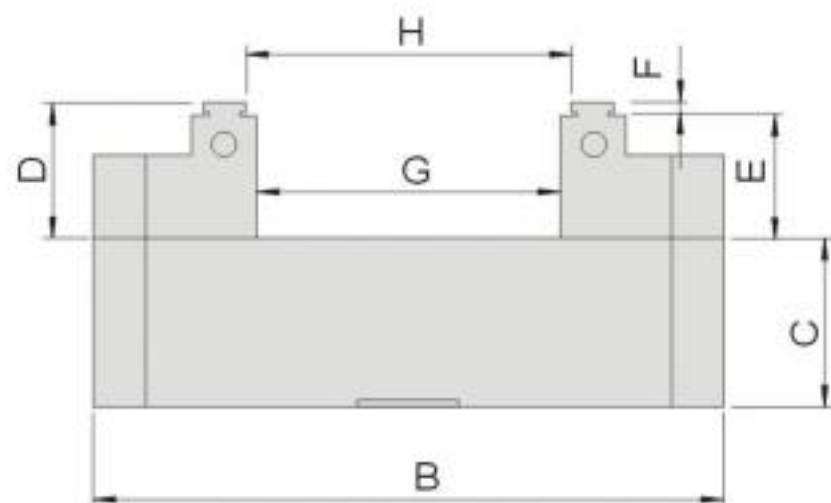
CLAMPING CURVE



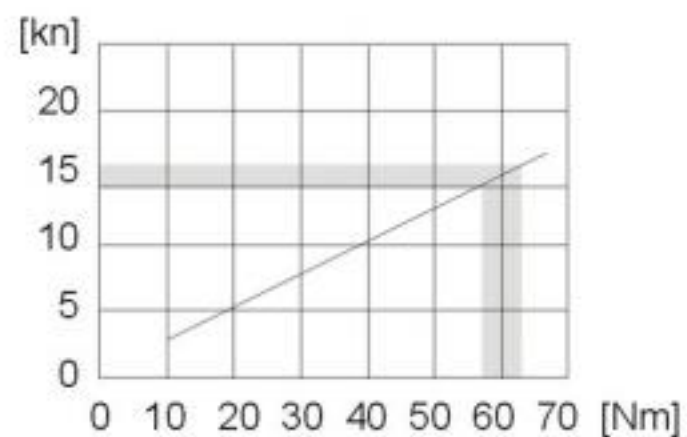


Features:

- ▶ Suitable for 4th, 5th axis, CNC rotary table and horizontal/vertical CNC milling machine.
- ▶ Repeating center accuracy is ± 0.01 mm.
- ▶ Body is made of alloy steel and the rail is with high frequency heat treatment above HRC45° which achieve high wear resistance.
- ▶ Jaw face adopting full steel with heat treatment reach over HRC 55°, interchangeability is flexible.
- ▶ Lock tight system to prevent floating for better efficiency.



CLAMPING CURVE



Order No.	Model	A	B	C	D	E	F	G	H	J	K	L	M	N	N.W.
65085-01	SCV1275	127	127	42	33	30	3	46	51	63.5	63.5	101	96	96	7kg
65085-02	SCV1276		153					72	79	76.5					8kg
65085-03	SCV1278		210					129	135	105					9kg
65085-04	SCV12710		255					175	182	127.5					10kg

Unit:mm

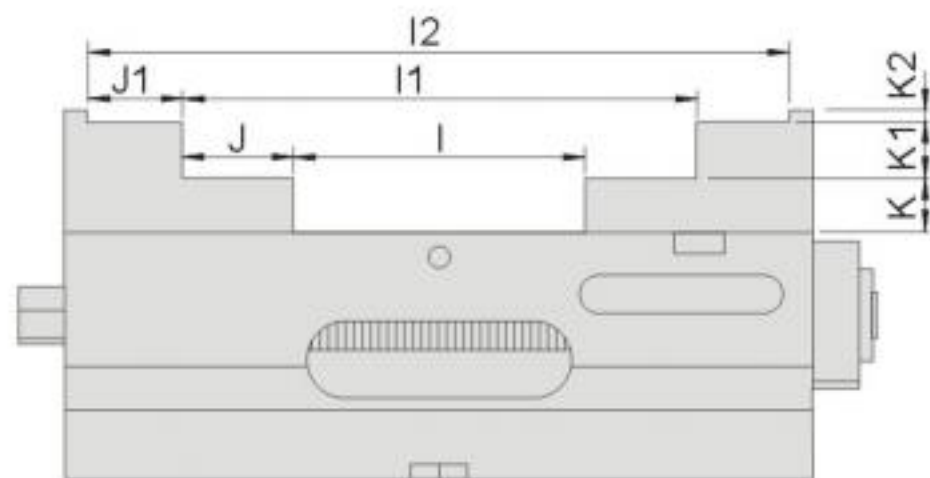
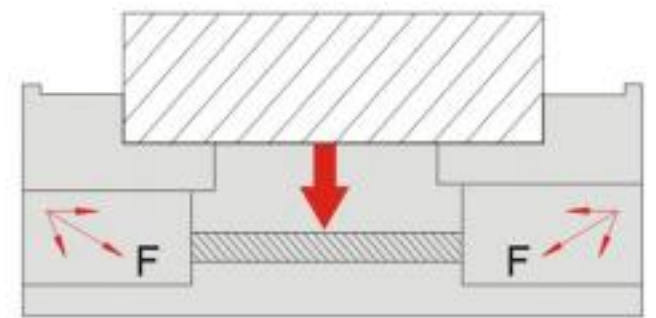

Milling Machine Accessories

65086 SCV Self Centering Vise

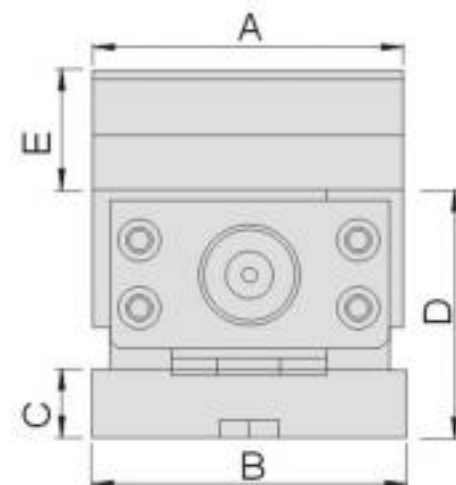
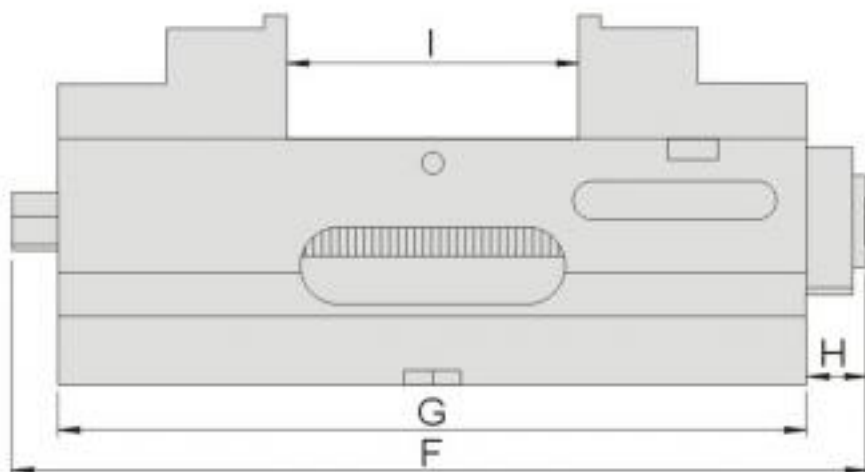
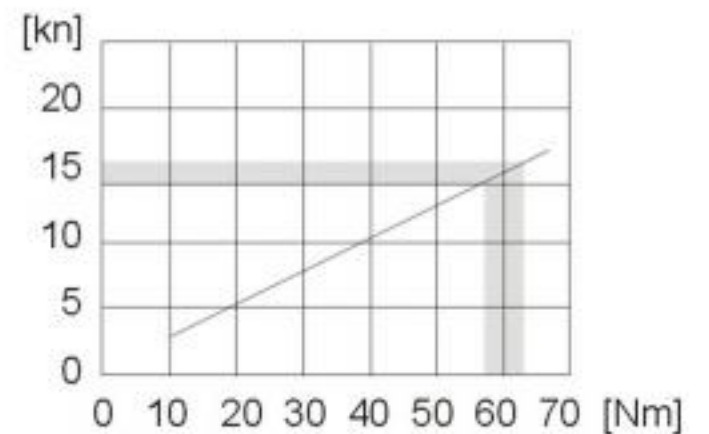


Features:

- ▶ Suitable for 4th, 5th axis, CNC rotary table and horizontal/vertical CNC milling machine.
- ▶ Repeating center accuracy is $\pm 0.01\text{mm}$.
- ▶ Body is made of FCD60 and the rail is with high frequency heat treatment above HRC45° which achieve high wear resistance.
- ▶ Jaw face adopting full steel with heat treatment reach over HRC 55°, interchangeability is flexible.
- ▶ Lock tight system to prevent floating for better efficiency.



CLAMPING CURVE



Unit:mm

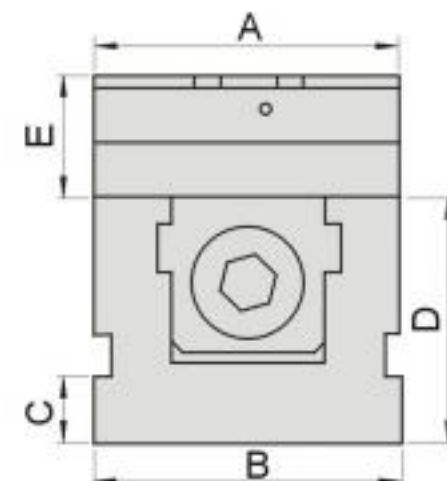
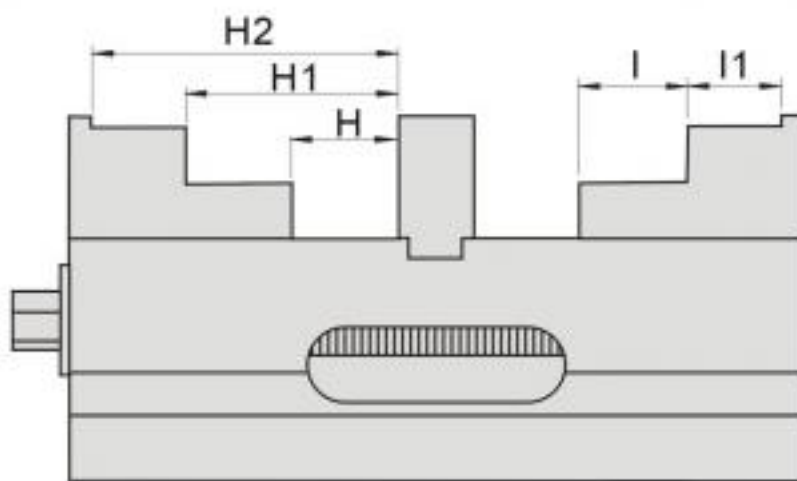
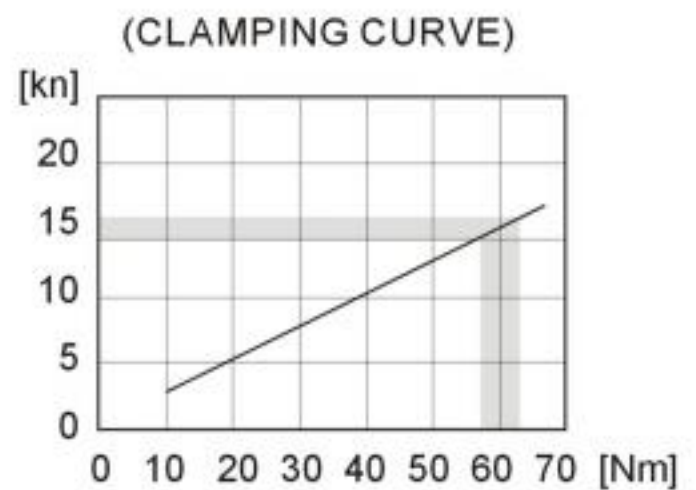
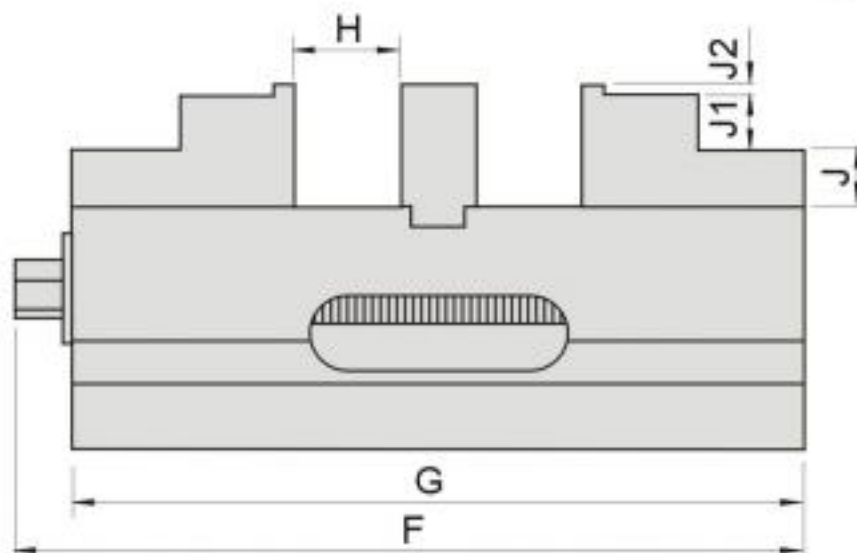
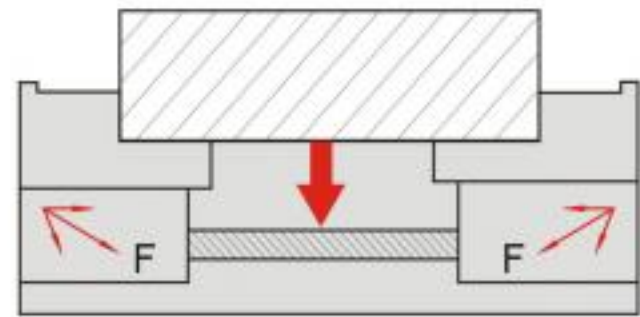
Order No.	Model	A	B	C	D	E	F	G	H	I	I1	I2	J	J1	K	K1	K2	N.W.
65086-01	SCV60	59	60	18	60	25	143	120	13	0~50	38~85	--	17.5	--	12.5	12.5	--	4.5kg
65086-02	SCV100	100	101	22	80	40	260	240	20	0~90	70~160	134~222	35	31	18	18	4	17.5kg
65086-03	SCV160	160	161	22	105	55	440	370	70	0~200	86~285	--	42.5	--	27.5	27.5	--	47.5kg

65087 SDV100 Double-Lock Mechanical Vise



Features:

- ▶ Capable of clamping two different sizes workpieces at the same time.
- ▶ Fixed block in the middle can be dismantled for clamping larger workpiece.
- ▶ Suitable on small CNC machining center.
- ▶ Special angle lock design and effectively reduce the workpiece floating.
- ▶ Optional soft jaws are available on request.



Unit:mm

Order No.	Model	A	B	C	D	E	F	G	H	H1	H2	I	I1	J	J1	J2	N.W.
65087	SDV100	100	101	22	80	40	260	240	0~35	35~70	66~100	35	31	18	18	4	18.5kg

銑床附件
 MILLING MACHINE ACCESSORIES

Milling Machine Accessories

65088

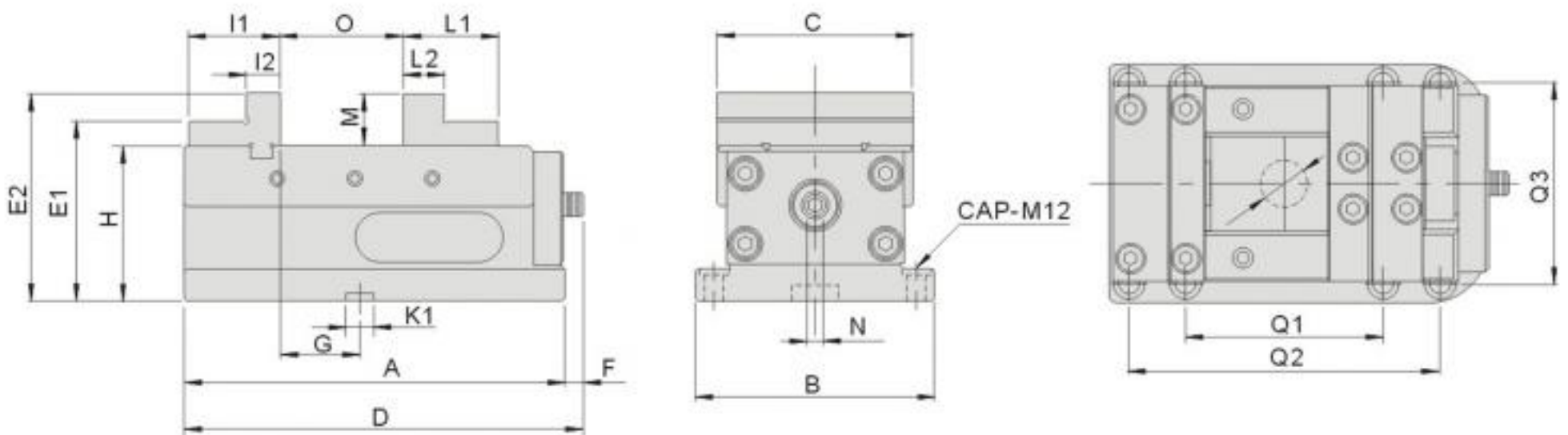
GEX-125

5-Axis Mechanical Power Vice



Features:

- ▶ Built-in mechanical booster, maximum steady clamping force up to 40KN, suitable for working on all kinds of hard and soft workpiece.
- ▶ Compact size well fit with 5-Axis MC machine center, horizontal and vertical machine center. It can also work with rotary device and relevant machine.
- ▶ Patented Mechanical Booster is fully sealed against dust, chips and cutting fluid for increasing durability.
- ▶ Unique Anti-Lift mechanism ensures the workpiece does not deflect and lift.
- ▶ SKS3 steel has applied to the body and the slide face is with high frequency heat treatment with above Hs60° in order to enhance the accuracy and the wear resistance.
- ▶ Jaw is made of S50C with carburising heat treated the hardness is above HRC54°.



Unit:mm

Order No.	Model	A	B	C	D	E	F	G	H	I1	I2	K1
65088	GEX-125	245	154	126	257	34	12	51	100	59	22	18

Order No.	Model	K2	L1	L2	N	O	Q1	Q2	Q2	Clamping Force	N.W.
65088	GEX-125	∅30	61	26	10	102	127	200	130	40KN	20kg

65089

ALT

Anit-lift 5-Axis Machine Vise

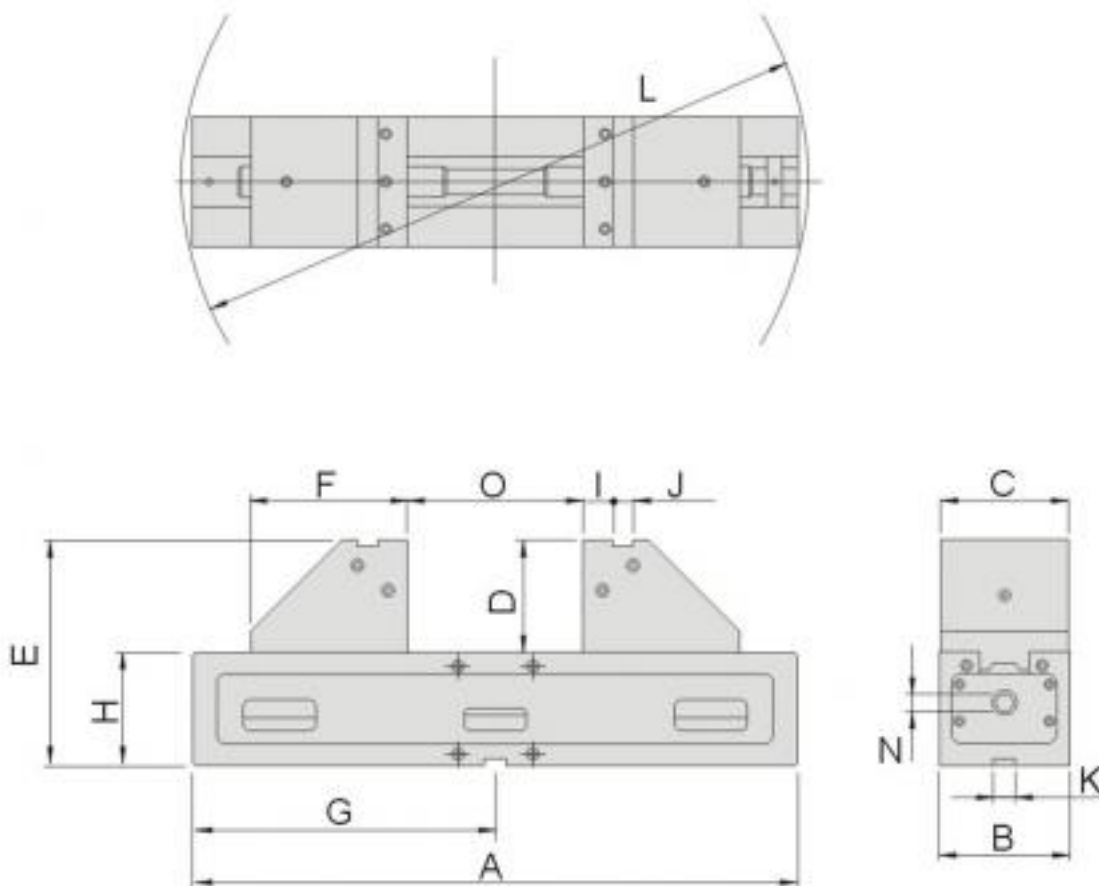
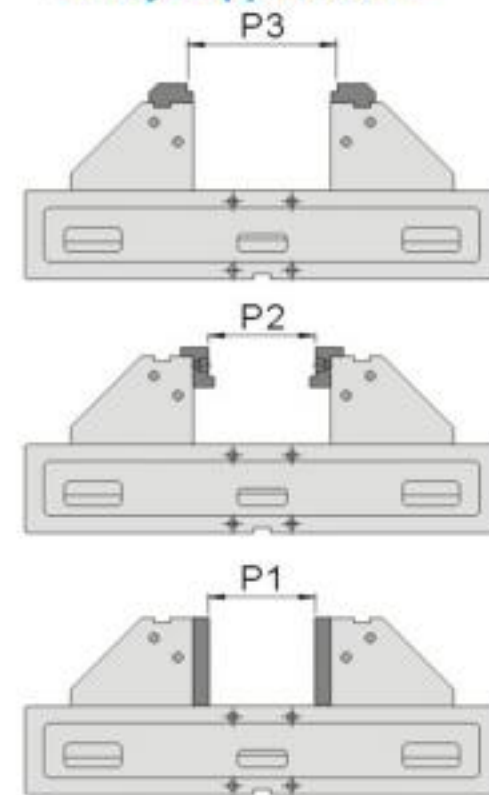


Features:

- ▶ Specially designed for 5-axis machining center and with higher structure to avoid interference of spindle.
- ▶ Anti-Lift mechanism & semi-spherical segment ensures workpiece does not lift and prevent workpiece loose from machining vibration.
- ▶ Both jaws are able to move simultaneously to shorten the distance.
- ▶ Rigid structure: FCD60 (vise body), & Alloy steel (Jaws) & slide surface is well hardened to maintain the accuracy as well as the wear resistance.
- ▶ Tolerance of center of workpiece clamp position and vise body within 0.01mm.

MILLING MACHINE ACCESSORIES

3 Ways Applications



Model	P1	P2	P3
ALT-100S	-	-	10~40
ALT-100M	0~44	12~44	10~84
ALT-100L	0~200	12~200	10~210

Unit:mm

Order No.	Model	A	B	C	D	E	F	G	H	I	J	K	L	N	O	Force	N.W.
65089-01	ALT-100S	284				175		140	85				300		0~30		17kg
65089-02	ALT-100M	324	104	102	90	175	125	162	85	24	16	18	350	14	0~74	20KN	20kg
65089-03	ALT-100L	484				180		242	90				500		10~232		30kg

Milling Machine Accessories

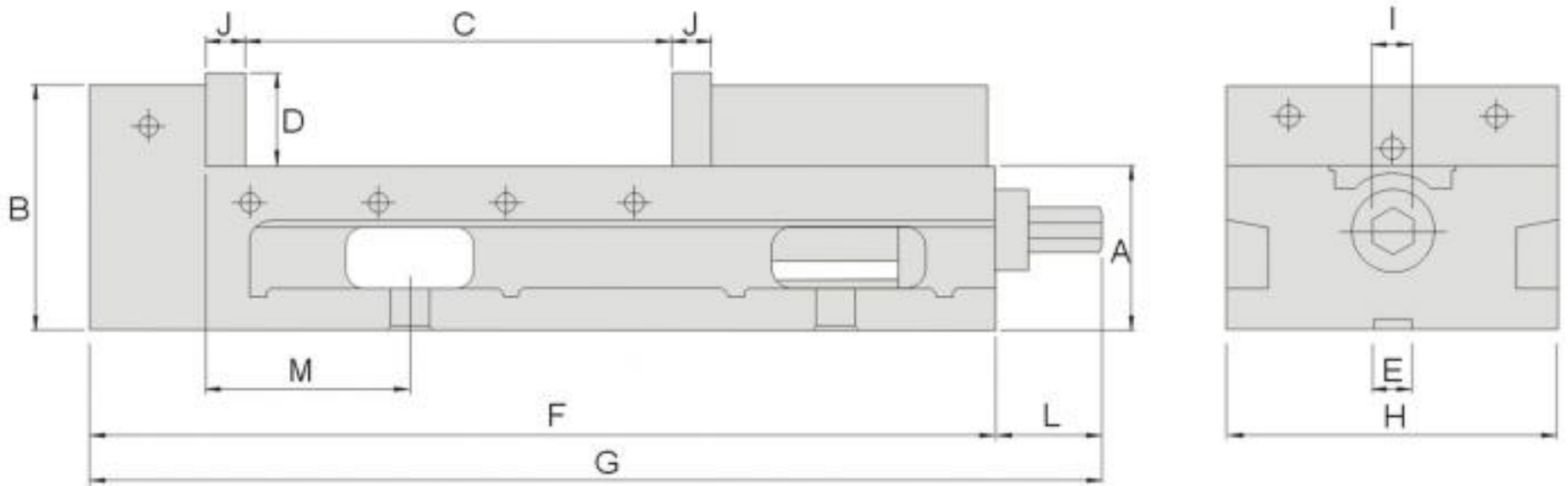
65100

GH

Super-open Angle Vice

Features:

- ▶ Large opening design.
- ▶ One piece body design with precisely ground on both sides.
- ▶ Angle lock design ensure no floating when clamping.
- ▶ Fixed height and capable for simultaneously application.



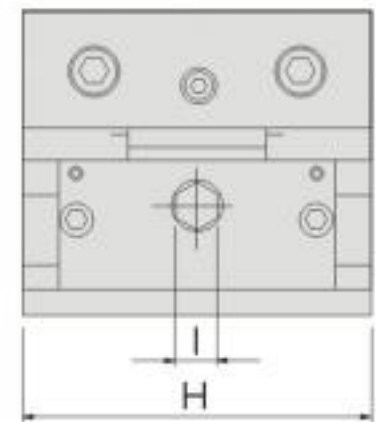
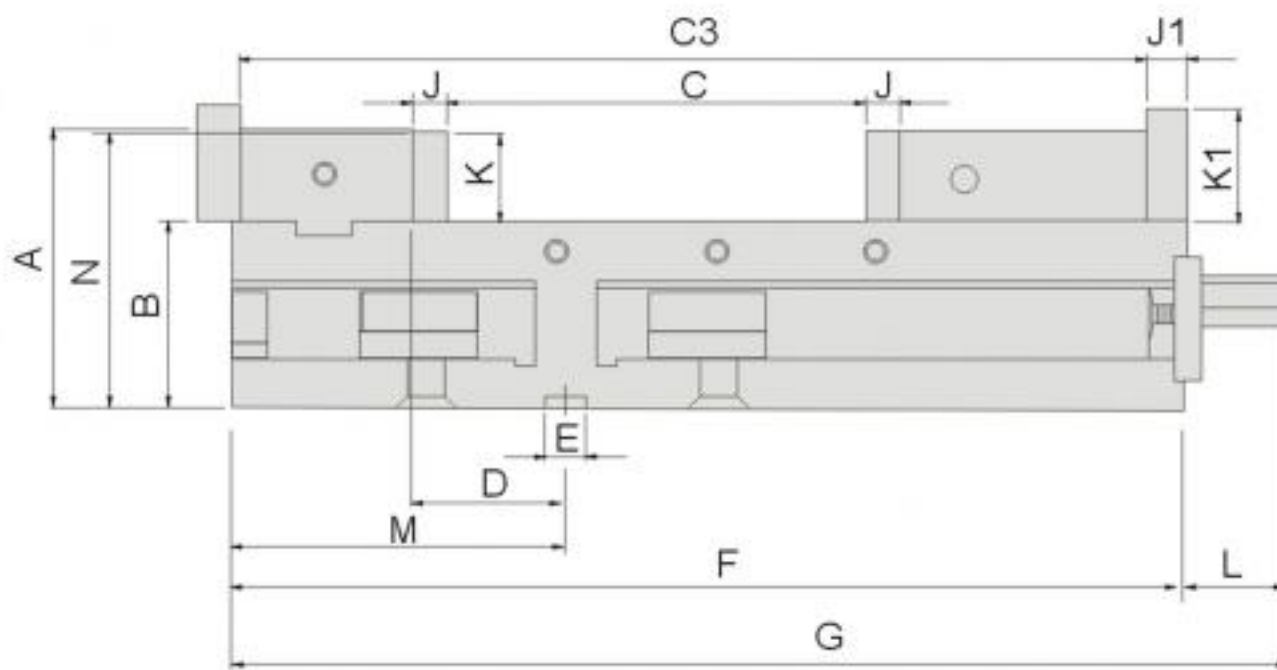
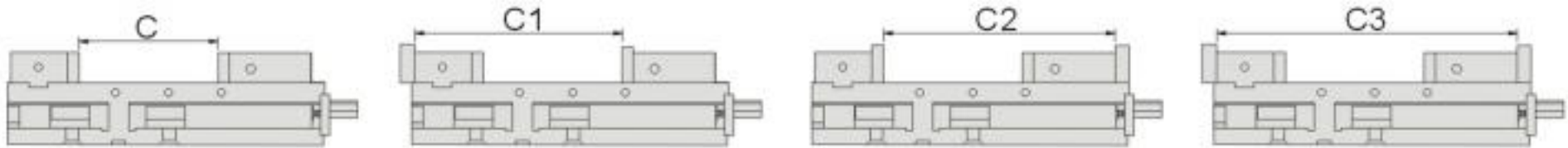
Unit:mm

Order No.	Model	A	B	C	D	E	F	G	H	I	J	L	M	N.W.
65100-01	GH-6" Super-Open 8"	121	115	205	44	18	425	475	156	19	18	50	95	30kg
65100-02	GH-8" Super-Open 12"	120	145	310	63	18	560	610	202	19	18	50	100	60kg

Order No.	Model								
65100-01	GH-6" Super-Open 8"	200	8	273	102 ^{23/25}	348	13 ^{23/25}	421	16 ^{21/25}
65100-02	GH-8" Super-Open 12"	300	12	393	15 ^{3/4}	462	14 ^{12/25}	555	22 ^{1/5}

65110
HVG
Super Precision Machine Vise
Features :

- ▶ Large opening design.
- ▶ Made FCD60 Ductile Iron with higher accuracy.
- ▶ Angle lock design ensure no floating when clamping.
- ▶ Fixed height and capable for simultaneously application.
- ▶ Suitable for conventional milling machine and CNC milling machine.



Unit:mm

Order No.	Model	A	B	C	C1	C2	C3	D	E	F	G
65110-01	HVG-6"	120	80	187	276	307	397	68	18	419	463
65110-02	HVG-8"	136	84	325	430	460	550	76	18	556	622

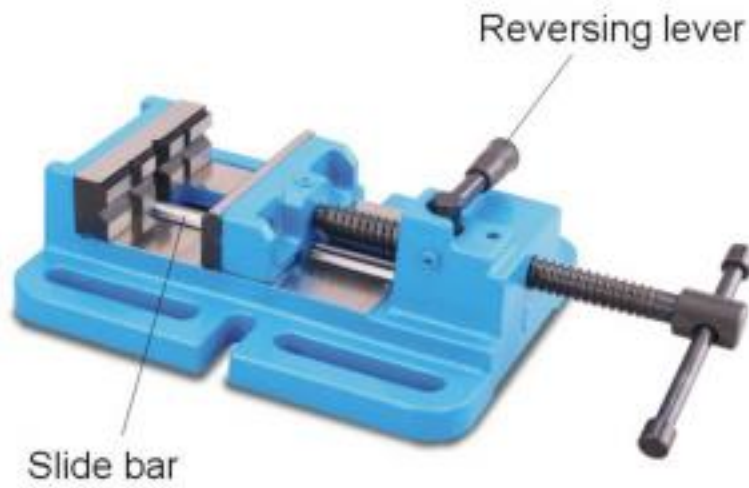
Order No.	Model	H	I	J	J1	K	K1	L	M	N	N.W.
65110-01	HVG-6"	154	19	15	18	39.5	50	44	154	119.5	37kg
65110-02	HVG-8"	202	19	18	21	51.5	60	66	168	135.5	60kg

Milling Machine Accessories

65118

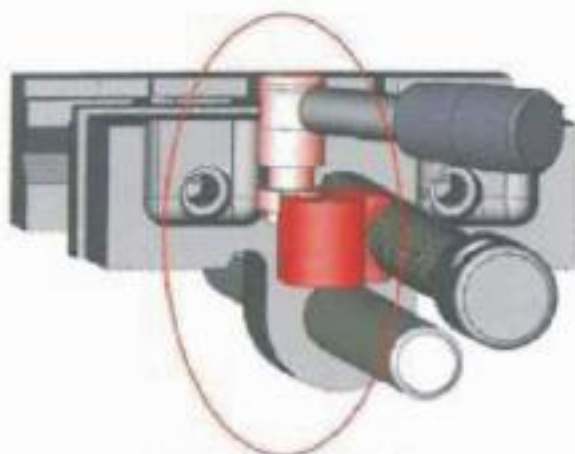

HDC100

Super Quick Jaw Vise

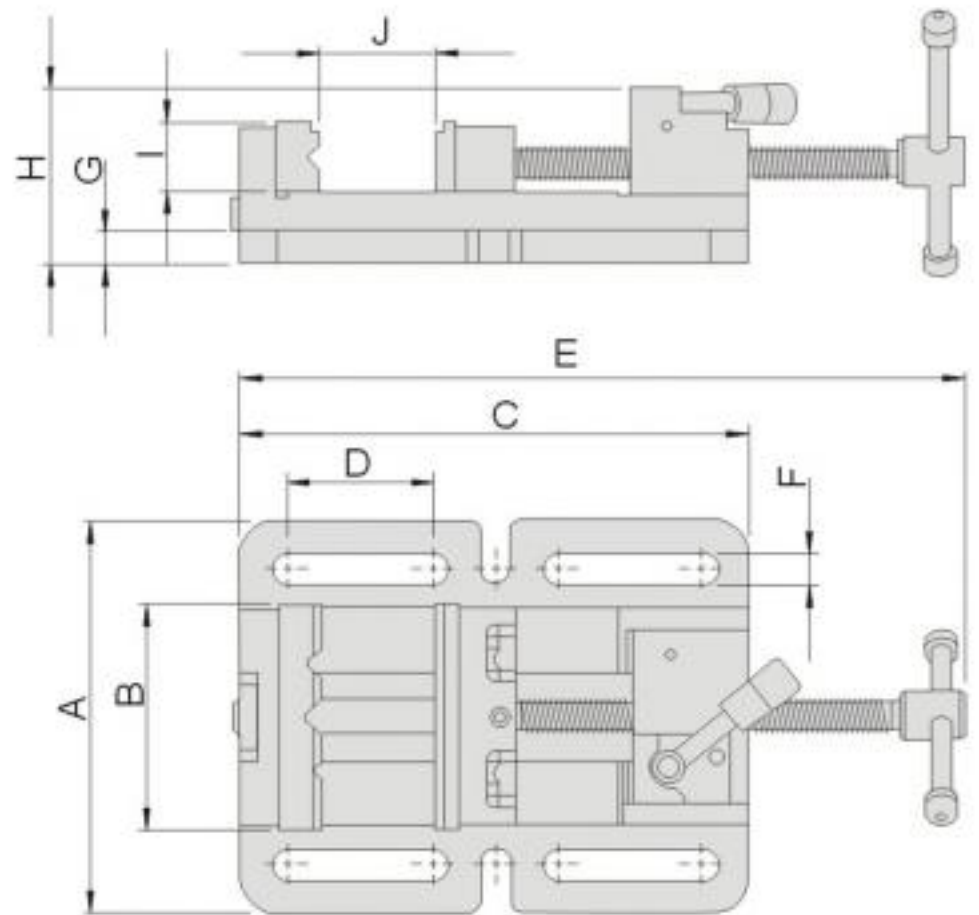


Features:

- ▶ Suitable for clamping work piece on drill press machine or milling machine.
- ▶ Quick motion mechanism design makes clamping and releasing work piece promptly by swiveling the reversing lever.
- ▶ Slide bar design makes work piece is firmly fixed by jaw pair without any inclined situation of the jaws.
- ▶ Designed with solid structure, main body is made of FC15, assemble a pair of heat treated steel jaws with hardness HRC45°~50°.
- ▶ Jaw pair and handle are surface treated by oxide finish.
- ▶ Front fixed prismatic jaw with cross V-grooves is designed for clamping work piece firmly in both vertical & horizontal directions.



Quick motion mechanism



Order No.	Model	A	B	C	D	E	F	G	H	I	J	Max.clamping force	N.W.
65118	HDC100	180	104	235	66.5	390	14	16.5	73	32	105	1000kgs	6.5kg

Unit:mm

Milling Machine Accessories

65120

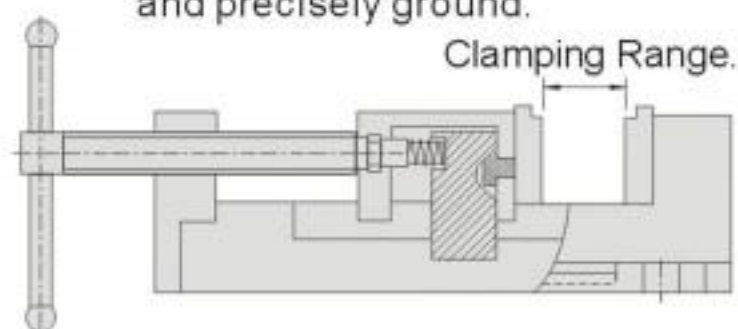
HDV

Angle Lock Drill Press Vise



Features:

- ▶ Angle Lock Mechanism produces downward pressure on Jaw during clamping, ensuring that both jaws are parallel and workpiece is held accurately.
- ▶ Made of high tensile FCD55 Ductile Iron.
- ▶ Slideway and underside of vise are precisely ground.
- ▶ The Stepped Jaw Plates are hardened to HRC 50° and precisely ground.



Unit:mm

Order No.	Model	Jaw Plate Height	Jaw Plate Width	Clamping Range.	N.W.
65120-100	HDV-100	43	100	0~90	6.6kg
65120-130	HDV-130	43	130	0~90	8.2kg

MILLING MACHINE ACCESSORIES

65130

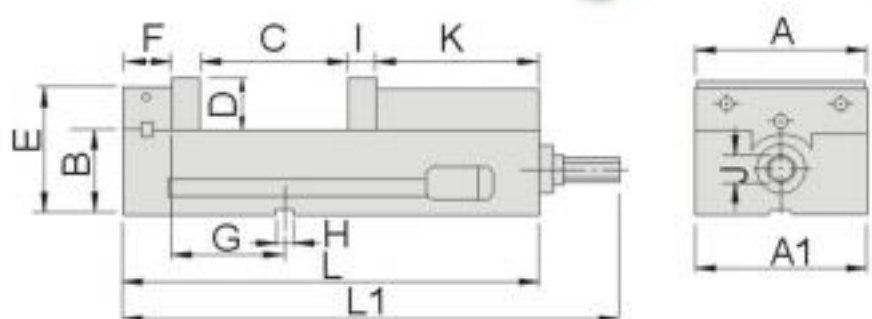
HLG

Lock-Tight Precision Machine Vise



Features:

- ▶ Lock-tight system ensures the workpiece does not lift.
- ▶ 80,000 PSI (FCD60) Ductile Iron body, HRC 45° hardened.
- ▶ Sealed bearing system reduces clamping pressure and increase bearings life.
- ▶ Clamping force reaches 8,200lbs (37800N)
- ▶ Angle Lock Mechanism produces downward pressure on Jaw during clamping, ensuring that both jaws are parallel and workpiece.
- ▶ Horizontal/Vertical dual-use type is optional.



Unit:mm

Order No.	Model	A	A1	B	C	D	E	F	G	H	I	J	K	L	L1	N.W.
65130-40	HLG40H	102	105	68	125	40	100	47	82.6	18	21	14	106	330	372	21kg
65130-50	HLG50H	127	128	70	158	38	104	45	73	18	17	19	117	360	410	26kg
65130-60	HLG60H	153	154	73	150	44.5	111	57	123	18	18	19	140	390	455	36.5kg
65130-60L	HLG60HL	150	152	92	280	44	138	46	84	18	18	19	125	485	540	41kg

Milling Machine Accessories

65136/38 HMG/HMR Versatile Milling Vise

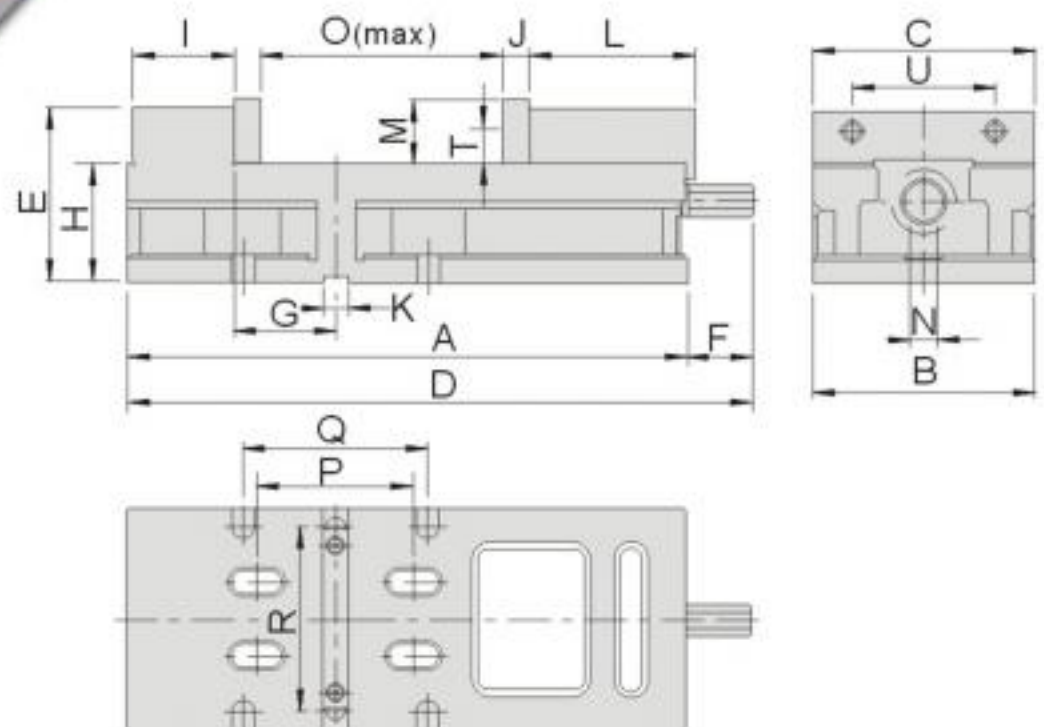

HMG



Features:

- ▶ Prevents lift of workpiece and high accuracy.
- ▶ All faces are precisely ground and so triple usage; vertical & horizontal and side ways.
- ▶ Material of FCD60(80,000PSI) Ductile Iron body with hardened HRC45°.

HMR



Order No.	Model
65136-40	HMG40
65136-60	HMG60
65138-40	HMR40
65138-60	HMR60

Unit:mm

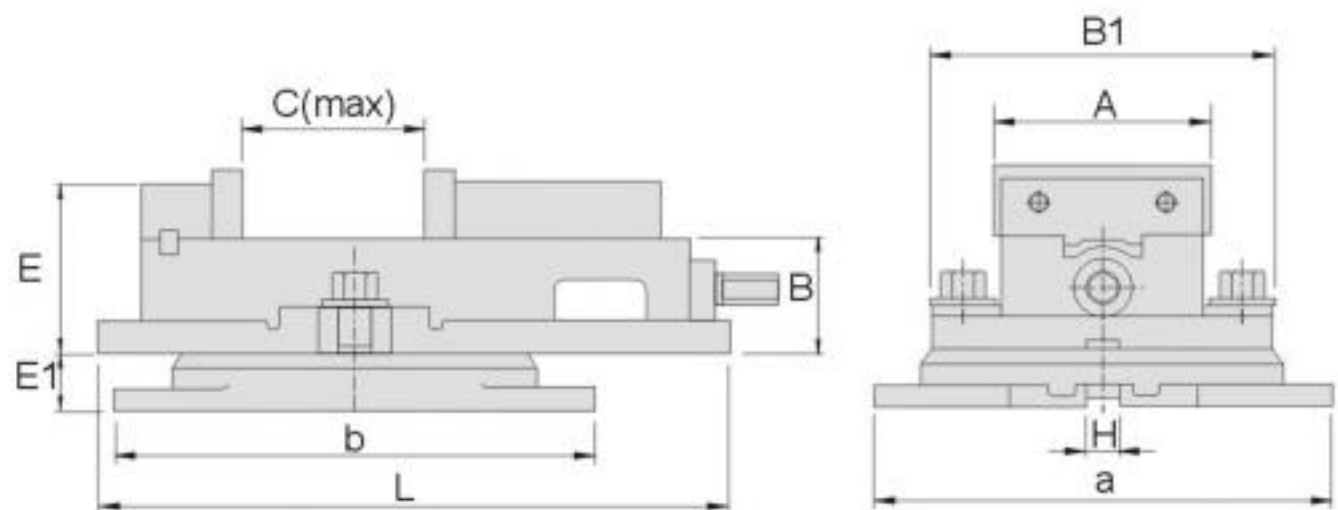
Model	A	B	C	D	E	F	G	H	I	J
HMG / HMR40	316	104	102	344	91.5	28	63.5	63.5	50.8	15
HMG / HMR60	385	152.45	151	431.8	118.7	46.8	69.84	81	69.9	18

Model	K	L	M	N	O	P	Q	R	T	U	N.W.
HMG / HMR40	12.7	100	35	14	130	85	101.6	80	17.5	63.5	20kg
HMG / HMR60	18	114.3	44.5	19	163	107.95	127	127	23.8	98.4	31kg

65140
HLV
Precision Angle Lock Machine Vise

Features:

- ▶ Economic type.
- ▶ Jaw perpendicularity and parallelism with in 0.05mm
- ▶ Induction and Flame Hardening Processes, HRC40°-45°
- ▶ Angle design for the slide, 45° down force when clamped.
- ▶ Graduation reading on the base 360° swivel.
- ▶ Vise and base can be ordered separately.



Unit:mm

Order No.	Model					N.W.
65140-40	HLV40	107	154	220	271	19.0kg
65140-50	HLV50	110	163	249	304	28.9kg
65140-60	HLV60	150	220	305	368	38.0kg
65140-80	HLV80	198	264	402	476	69.5kg

Order No.	Model	A	a	B	B1	b	C	E	E1	H	L
65140-40	HLV40	103	230	58	172	242	107	87	30	14	318
65140-50	HLV50	133	256	66	210	280	110	98	32	14	355
65140-60	HLV60	150	300	72	238	326	150	110	39	24	418
65140-80	HLV80	210	380	85	301	420	200	136	45	24	555

Milling Machine Accessories

65150 HAT Precision Angle Lock Machine Vise

HAT-660

6.0" Opening

HAT-675

7.5" Opening

HAT-689

8.9" Opening

Spindle nut does not protrude over the end of body.

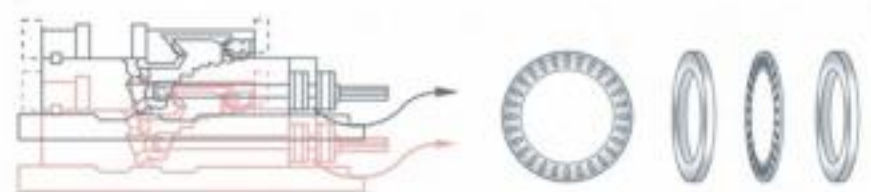
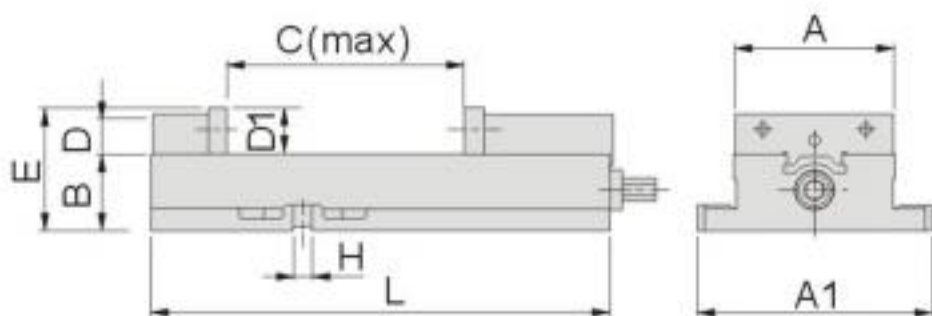
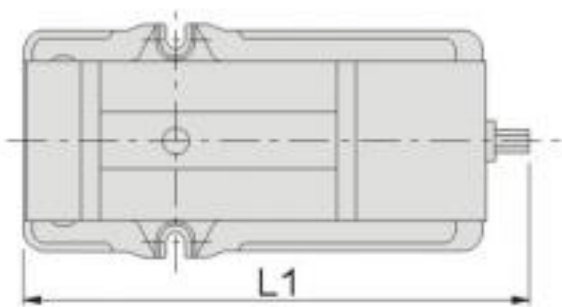
HAT-810

10" Opening

Clamping Force: 11,600IBS.

Features:

- ▶ Ultra-precision in datum sliding surface, parallelism and perpendicularity.
- ▶ Anti-floating structure, reduce the floating when clamping.
- ▶ 80,000PSI FCD-60 Ductile Iron body with hardened HRC45°.
- ▶ Standard distance from T-slot to fixed Jaw.
- ▶ Sealed bearing system reduces clamping force and increases bearings life.
- ▶ Fixed jaw has machined T-slot for alignment of the vise and in
- ▶ Clamping Force 8200lbs (37800N)
- ▶ Jaw plate perpendicularity and parallelism is within 0.03mm.



8200lbs Clamping Force

Anti-floating System

Sealed Bearing System

Ductile Iron Body.



Order No.	Model	A	A1	B	C	D	D1	E	H	L	L1	N.W.
65150-660	HAT660	152	238	72	156	38	44.5	114.0	18	405	435	28.4kg
65150-675	HAT675	152	235	73.025	192	38	44.5	117.525	18	432	485	32.3kg
65150-689	HAT689	152	222	73.025	226	38	44.5	117.525	18	437	481	34.3kg
65150-810	HAT810	203	295	84.074	265	50	56	140.074	21	555	585	66.4kg

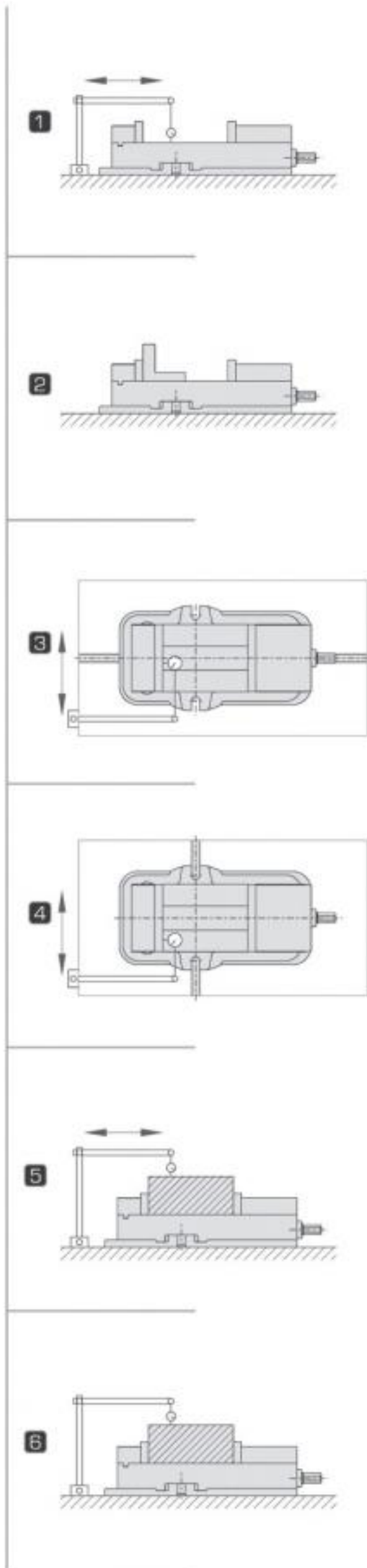
Unit:mm

65150

HAT

Precision Angle Lock Machine Vise

Static



HAT660



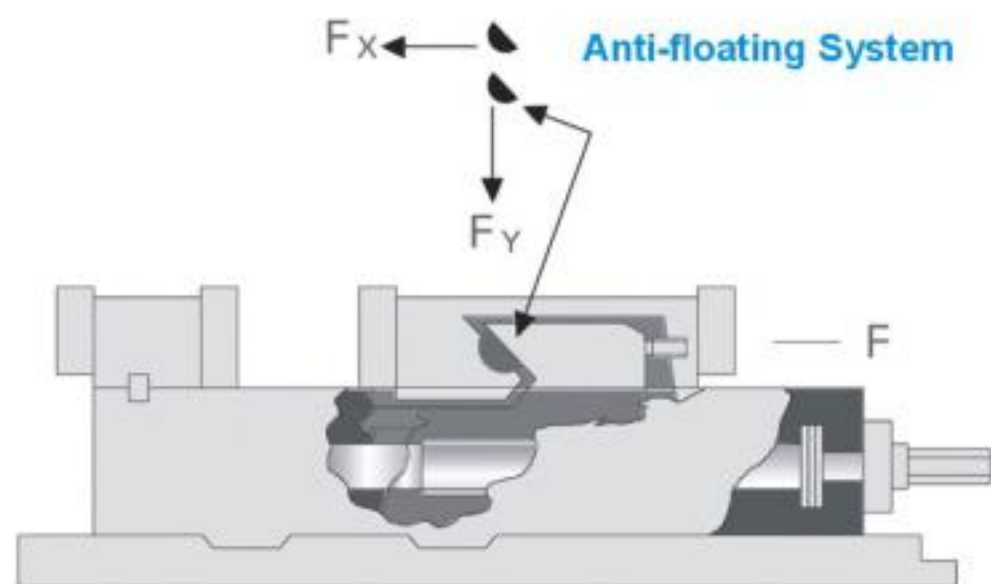
HAT675



HAT689

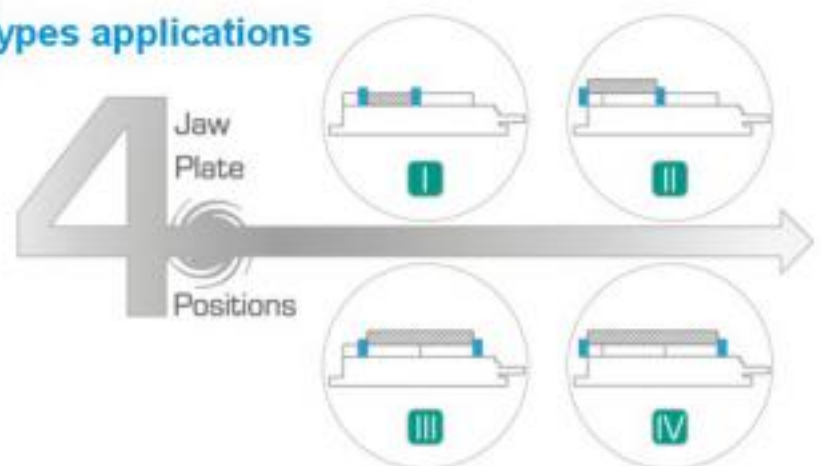


HAT810



Anti-floating System

Four types applications



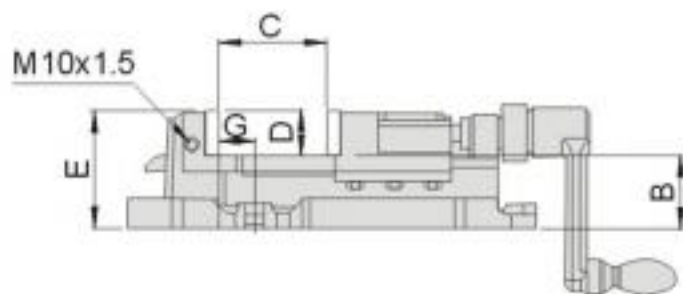
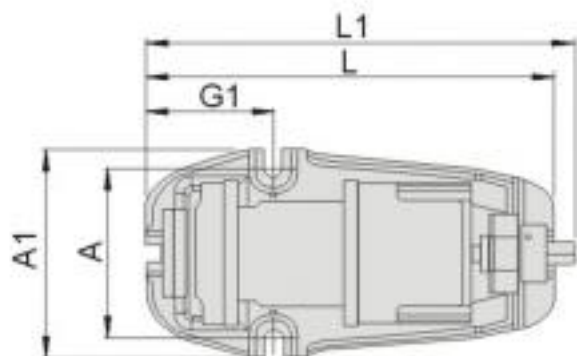

MILLING MACHINE ACCESSORIES

Milling Machine Accessories

65155

MBV

Precision Machine Vise



Features:

- ▶ Flat surface no slot between slide guide rail preventing chip burr go inside.
- ▶ Material of 80,000PSI FCD-60 Ductile Iron body with hardened HRC45°.
- ▶ Special design of handwheel at the end of screw rod shaft for fast operation.

Unit:mm

Order No.	Model	A	A1	B	C	D	E	G	G1	L	L1	N.W.
65155-125	MBV125	130	184	65	93.9	40	105	31	111	358	375.9	21kg
65155-150	MBV150	150	214	70	117	45	115	40	145	467	489	28kg

65158

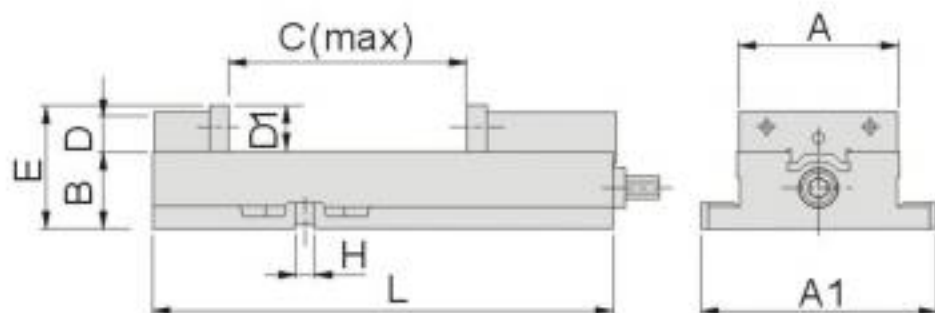
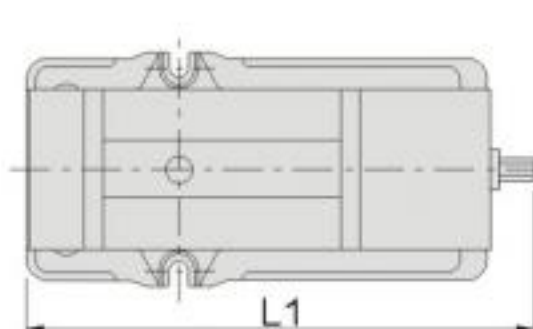
EAT690

Precision Angle Lock Machine Vise



Features:

- ▶ Adopting high-frequency induction heating with HRC40°~45°.
- ▶ Angle lock design, it has clamping 45 downforce preventing workpiece lifting.
- ▶ Jaw plate perpendicularity and parallelism is within 0.05mm.



Unit:mm

Order No.	Model	A	A1	B	C	D	D1	E	H	L	L1	N.W.
65158	EAT690	152	225	73	229	37	45	118	18	440	495	34.3kg

Milling Machine Accessories

65160

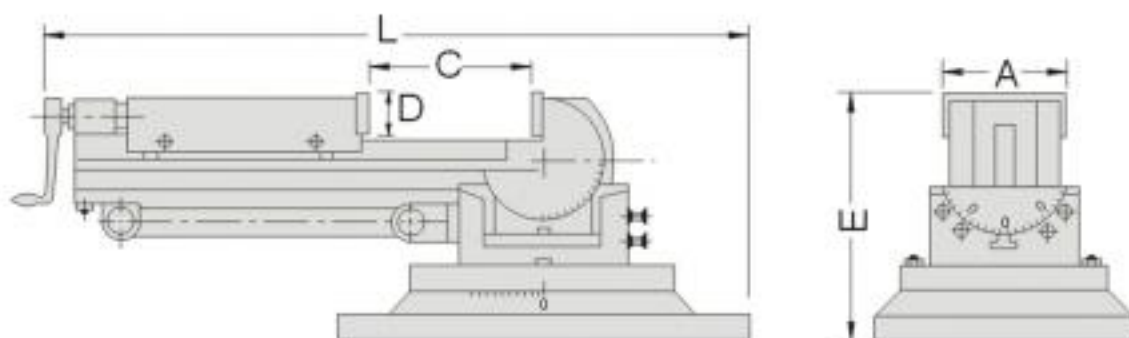
VW

Universal 3-way Angle Vise



Features:

- ▶ Angles can be set in three dimensions.
- ▶ 360° swivel base with graduation.
- ▶ Can tilt up to 90° from horizontal to vertical, 45° incline for left & right.
- ▶ Safety lock for three way setting.



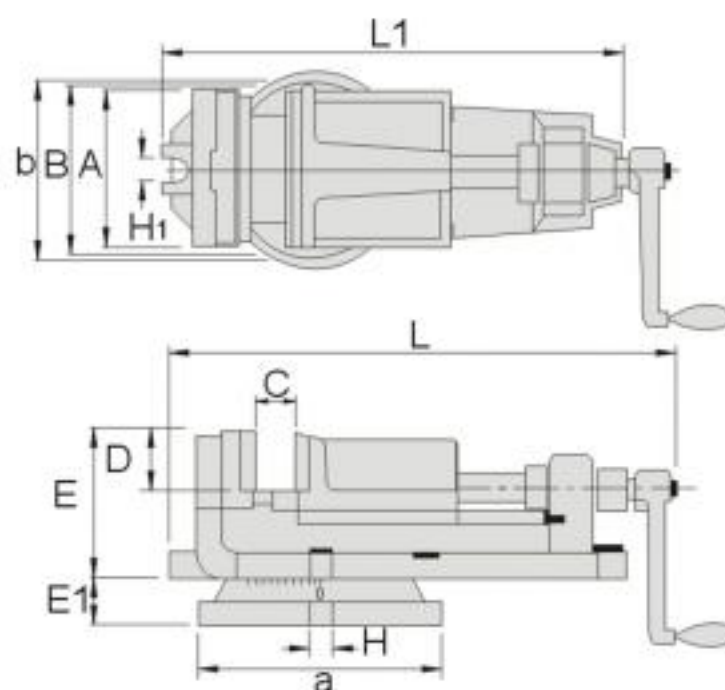
Unit:mm

Order No.	Model	A	C	D	E	L	Vertical Height	N.W.
65160-03	VW3	80	0-90	30	150	396	386	14.5kg
65160-04	VW4	106	0-105	38	172	460	470	32.7kg
65160-05	VW5	132	0-140	40	205	625	590	49.6kg

65170

HK

K-type Machine Vise



Unit:mm

Order No.	Model	A	a	B	b	C	D	E	E1	H	H1	L	L1	N.W.
65170-15	HK150	150	245	160	175	0-114	40	105	40	13	13	462	421	26kg
65170-20	HK200	200	340	215	230	0-150	58	144	45	17	17	620	576	54.7kg

65180

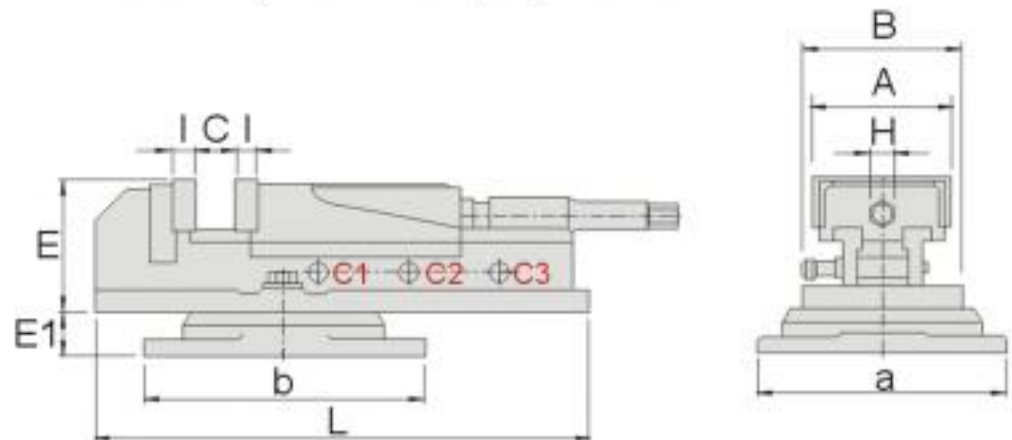
HH

Super-open Milling Vise



Features:

- ▶ Made of hardened Alloy Steel and precisely ground.
- ▶ Except for the hydraulic system, other features are same as (65200 HVA) Hydraulic vise.



Unit:mm

Order No.	Model	A	a	B	b	Clamping Range				E	E1	H	I	L	N.W.
						C	C1	C2	C3						
65180-400	HH400	102	204	148	224	0-200	0-67	65-133	130-200	105	35	19	15	394	22.7kg
65180-600	HH600	148	256	200	280	0-275	0-92	90-183	180-275	142	32	19	15	535	44.3kg
65180-800	HH800	210	300	250	336	0-336	0-112	110-224	220-336	144	40	19	15	605	67.8kg

65190

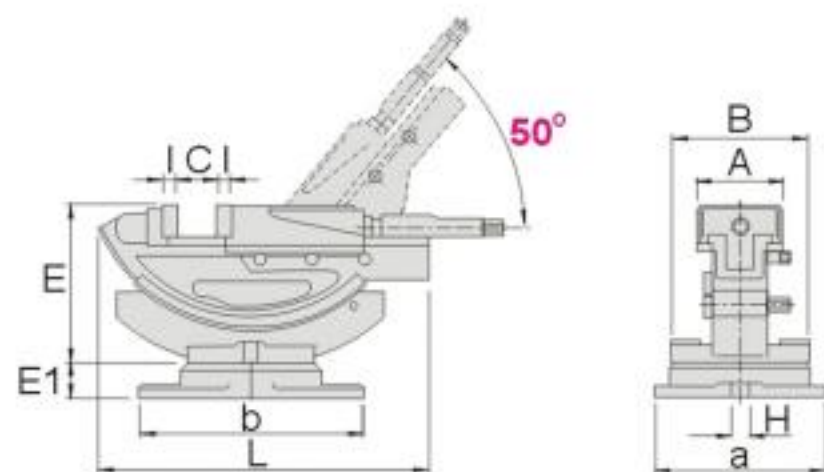
HHY

Tilting Super-open Vise



Features:

- ▶ Tilt up and down with swivel base 360°.
- ▶ High quality casting with ground finish.
- ▶ Simple operation, 4 holes can be firmly & rapidly clamped.
- ▶ HHY150 with jaw opening 310mm which 2 times larger than the normal milling vise.
- ▶ Except for the hydraulic system, other features are same as (65210 HVW) Hydraulic vise.



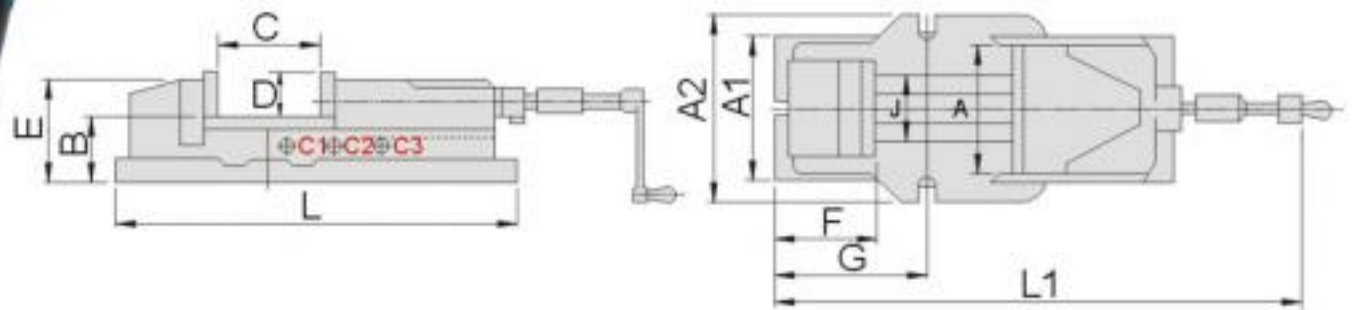
Unit:mm

Order No.	Model	A	a	B	b	Clamping Range				E	E1	H	I	L	N.W.
						C	C1	C2	C3						
65190-100	HHY100	105	228	168	270	0-170	0-57	55-114	110-170	195	42	19	15	405	29kg
65190-150	HHY150	154	300	238	336	0-310	0-100	98-200	198-300	214	40	19	15	485	56.9kg

65200
HVA
Hydraulic Machine Vise

Features:

- ▶ Made of hardened Alloy Steel and precisely ground.
- ▶ With hydraulic system, workpieces are easily clamped.



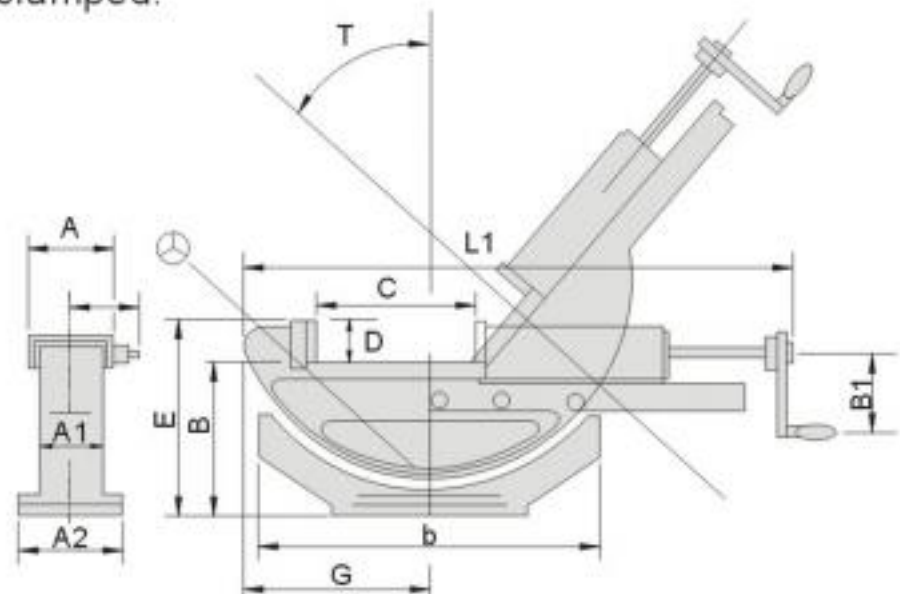
Unit:mm

Order No.	Model	A	A1	A2	B	Clamping Range				D	E	F	G	J	L	L1	Force	Body (N.W.)	Base (N.W.)
						C	C1	C2	C3										
65200-100	HVA100	105	135	170	58	0-170	0-57	55-114	112-170	36	95	95	147	80	440	525	2500kgf	21kg	7kg
65200-125	HVA125	130	175	207	70.5	0-220	0-73	72-146	145-220	48	120	107	195	97	550	670	3000kgf	38kg	8kg
65200-150	HVA150	150	182	225	82.5	0-300	0-100	98-200	198-300	53	135	117	240	116	620	800	4500kgf	53kg	11kg
65200-200	HVA200	200	260	280	100	0-300	0-100	99-200	198-300	62	162	150	260	160	680	900	8000kgf	95kg	13kg

65210
HVW
Tilting Hydraulic Machine Vise

Features:

- ▶ Tilt up and down with swivel base 360°.
- ▶ High quality casting with ground finish.
- ▶ With hydraulic system, workpieces are easily clamped.



Unit:mm

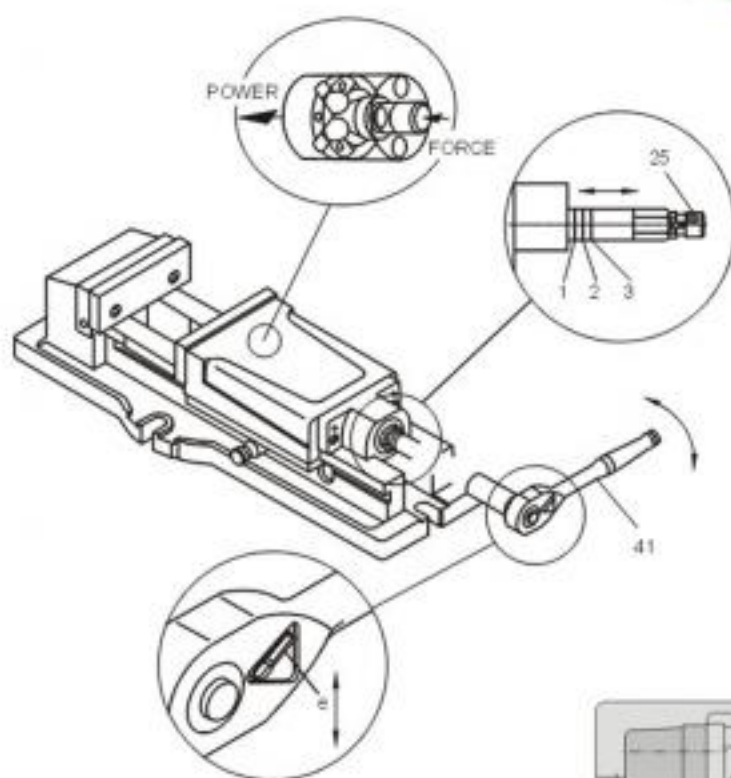
Order No.	Model	A	A1	A2	B	B1	b	Clamping Range				D	E	G	L1	T	Body (N.W.)	Base (N.W.)
								C	C1	C2	C3							
65210-100	HVW100	100	65	160	141	80	325	0-170	0-57	55-114	110-170	36	177	170	505	50°	22.5kg	4.0kg
65210-150	HVW150	150	95	240	186	100	410	0-300	0-100	98-200	198-300	51	237	200	775	50°	68.5kg	10.0kg

Milling Machine Accessories

65220

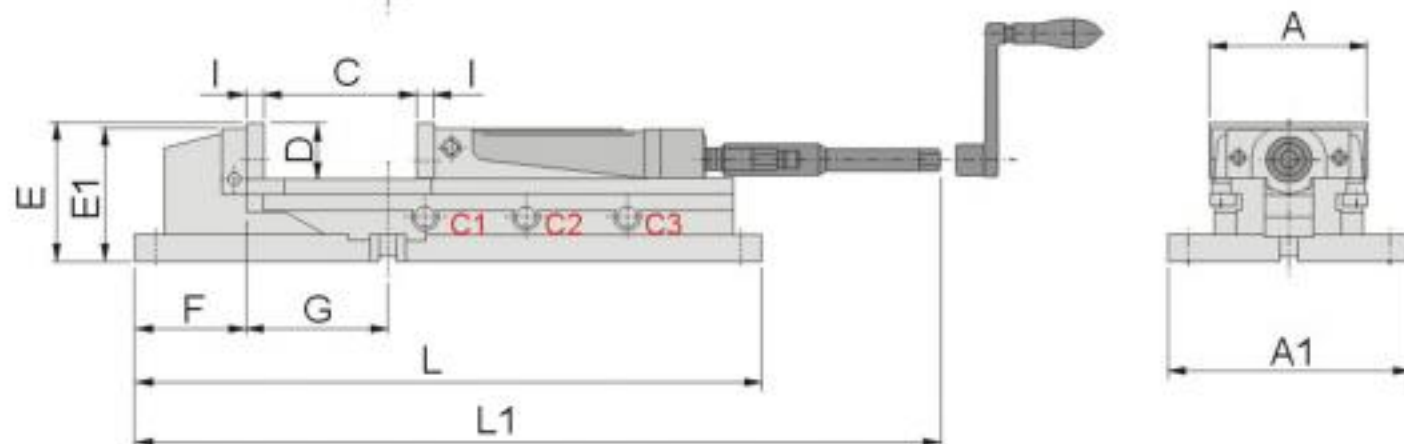
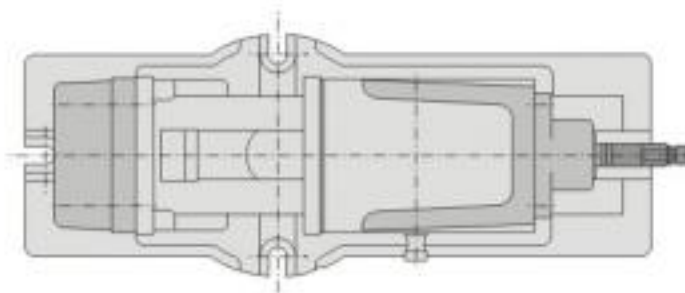
HMP

Mechanical Power Machine Vise



Features:

- ▶ Unique ball design structure to provide superb clamping force with holding strength to enhance the processing accuracy.
- ▶ Many tones of pressure can be applied to workpieces with little effort while operating the
- ▶ HMP vise, which will never loosen the grip on a workpiece by itself. Loosen can be done manually.
- ▶ Suitable for milling, grinding, drilling, shaping and production as any other types of usage.



Unit:mm

Order No.	Model	Clamping Range			
		C	C1	C2	C3
65220-50	HMP50	0-220	0~72	70~140	135~220
65220-60	HMP60	0-300	0~100	98~200	195~300
65220-80	HMP80	0-300	0~100	98~200	195~300

Order No.	Model	A	A1	D	E	E1	F	G	I	L	L1	N.W.
65220-50	HMP50	130	185	46	118	117	105	82	15	538	670	37.9kg
65220-60	HMP60	154	225	54	133	132	100	140	17	620	800	56.8kg
65220-80	HMP80	206	280	62	162	160	135	118	21	700	900	96.3kg

65230

GPHV Hydraulic Power Machine Vise

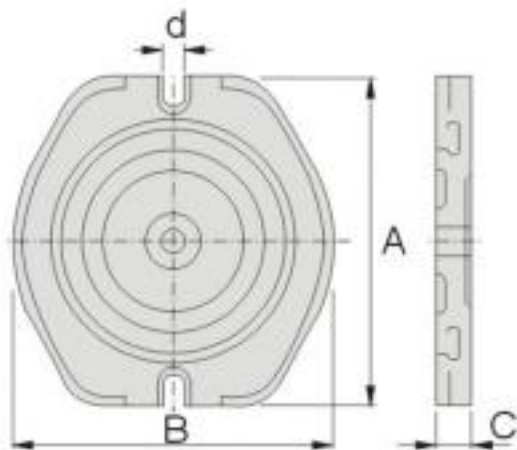
Features:

- ▶ Hydraulic power can be applied separately, both also can be used at the same time with max clamping force 6,000 kg
- ▶ Down thrust semi-sphere segment mechanism eliminates jaw lifting and work tilt.
- ▶ Slide and the surface are precision ground.
- ▶ Made of Ductile Iron FCD60.
- ▶ Vise bed frame hardened to HRC 45° to ensure long lasting wear-resistance and accuracy.
- ▶ Most suitable for milling processing, molding purposes.



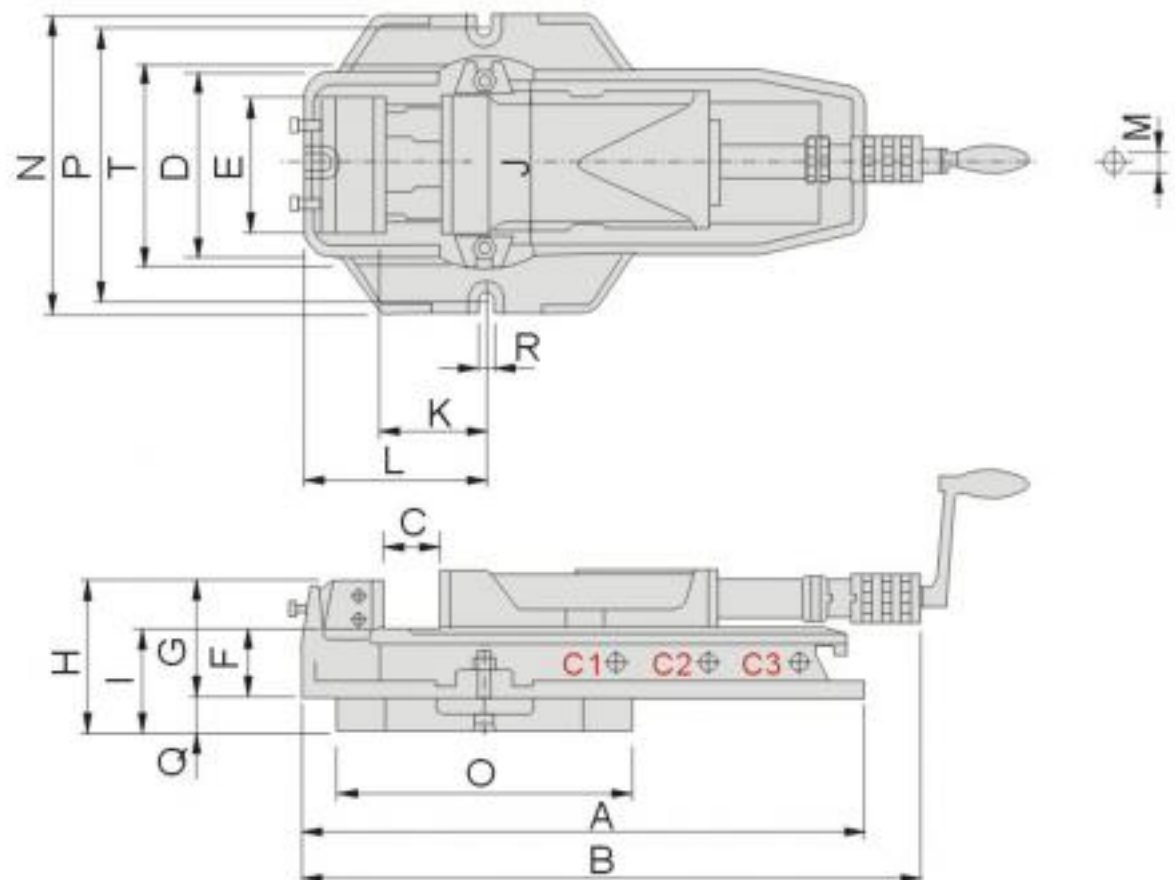
MILLING MACHINE ACCESSORIES

Swivel Base (Optional)



單位:mm

Order No.	A	B	C	Weight(kg)
GPHV-125	280	266	32	12
GPHV-160	330	310	35	16
GPHV-200	375	355	40	16



Unit:mm

Order No.	Model	A	B		Clamping Range			D	E	F	G	H	I	J	L	M	N	O	P	Q	R	T	Force (kgf)	N.W.	
			Min.	Max.	C	C1	C2																		C3
65230-01	GPHV-125	505	570	795	0~220	0~72	70~140	135~220	170	130	72	127	160	106	75	180	14	280	266	260	32	16	190	3500	40kg
65230-02	GPHV-160	605	625	935	0~310	0~102	100~205	200~310	210	160	82	140	192	117	101	195	14	334	320	310	35	18	240	4000	70kg
65230-03	GPHV-200	700	725	1035	0~310	0~102	100~205	200~310	240	200	100	163	240	146	115	265	14	420	420	390	50	18	280	6000	115kg

Milling Machine Accessories

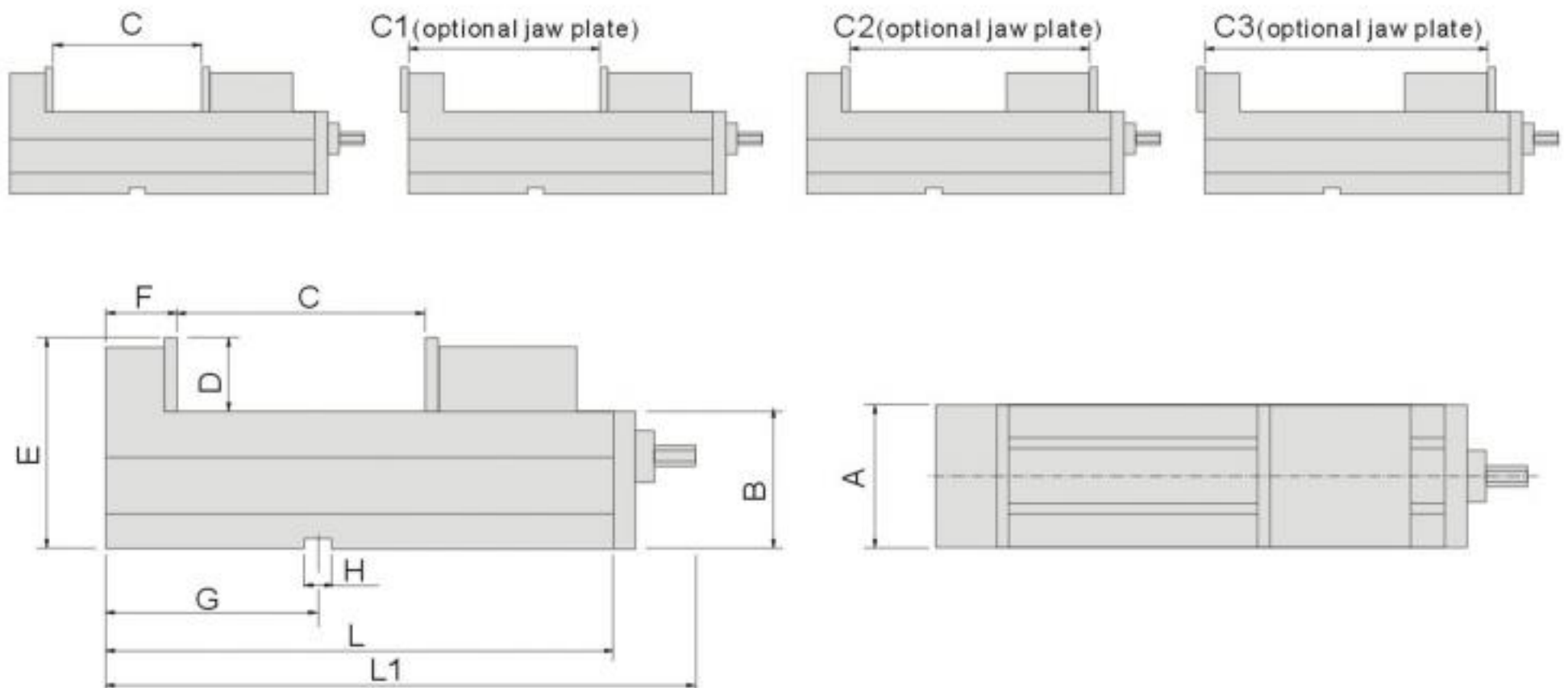
65270

GCV

Precision Mechanical Machine Vise

Features :

- ▶ Mechanical constructure.
- ▶ Suitable for vertical/horizontal milling machine, can be applied parallel.
- ▶ Down thrust semi-sphere segment mechanism eliminates jaw lifting and work tilt.
- ▶ Slide and the surface are precision ground.
- ▶ Made of Ductile Iron FCD60 JIS (60kgs/mm² / 80000psi).
- ▶ Vise bed flame hardened to HRC 45° to ensure long lasting wear-resistance and accuracy.



Unit:mm

Order No.	Model	A	B	Clamping Range				D	E	F	G	H	L	L1	N.W.
				C	C1	C2	C3								
65270-01	GCV-100	101	85	125	190	230	320	48	133	80	125	16	340	470	26kg
65270-02	GCV-130	131	95	180	240	290	380	55	150	85	150	18	405	535	39kg
65270-03	GCV-160	161	105	240	320	360	470	58	163	100	165	18	495	625	57kg
65270-04	GCV-200	201	110	280	360	420	540	63	173	108	190	18	570	700	86kg

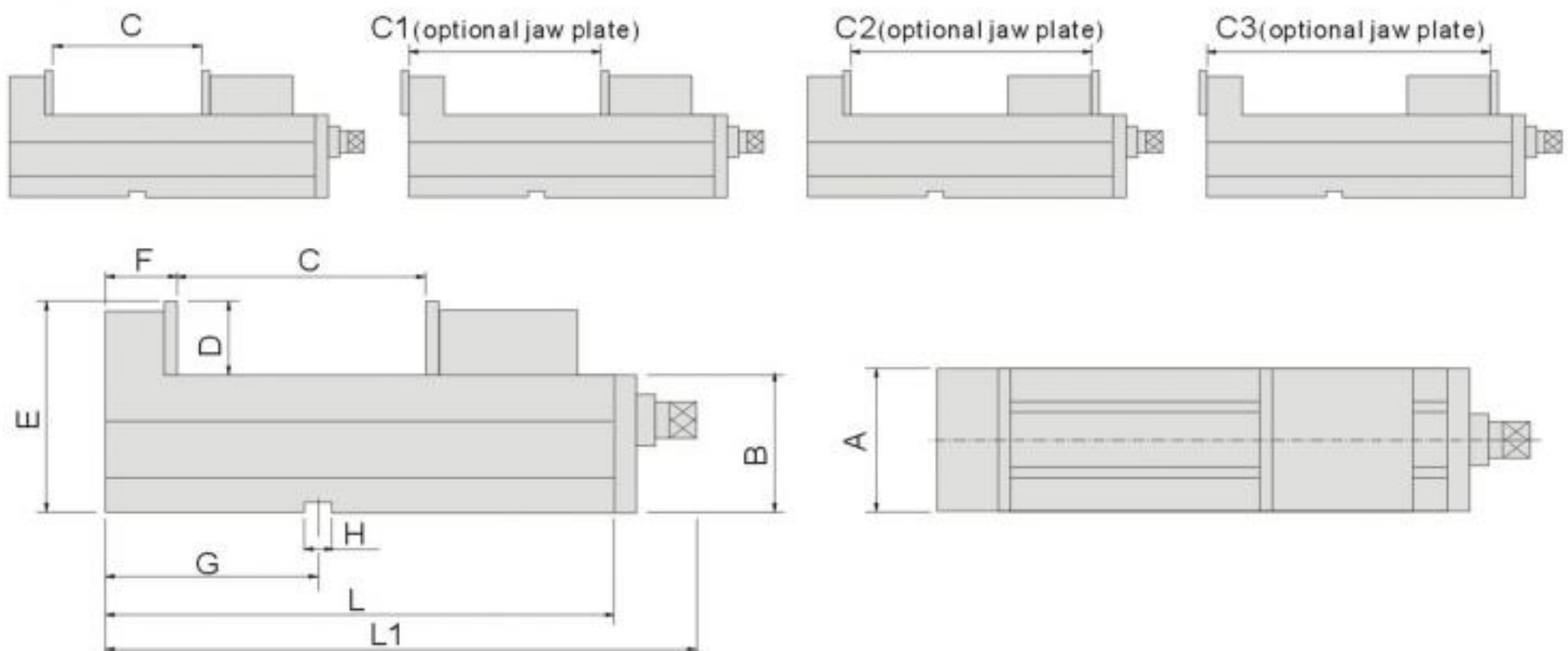
65280 GCHV Precision Hydraulic Machine Vise



Features:

- ▶ Hydraulic constructure.
- ▶ Suitable for vertical/horizontal milling machine, can be applied parallel.
- ▶ Down thrust semi-sphere segment mechanism eliminates jaw lifting and work tilt.
- ▶ Slide and the surface are precision ground.
- ▶ Made of Ductile Iron FCD60 JIS (60kgs/mm² / 80000psi).
- ▶ Vise bed flame hardened to HRC 45 ° to ensure long lasting wear-resistance and accuracy.

MILLING MACHINE ACCESSORIES



Unit:mm

Order No.	Model	A	B	Clamping Range				D	E	F	G	H	L	L1	Force (kgf)	N.W.
				C	C1	C2	C3									
65280-01	GCHV-100	101	85	125	190	230	320	48	133	80	125	16	340	470	4000	27kg
65280-02	GCHV-130	131	95	180	240	290	380	55	150	85	150	18	405	535	4000	40kg
65280-03	GCHV-160	161	105	240	320	360	470	58	163	100	165	18	495	625	5500	58kg
65280-04	GCHV-200	201	110	280	360	420	540	63	173	108	190	18	570	700	6900	87kg

Milling Machine Accessories

65290

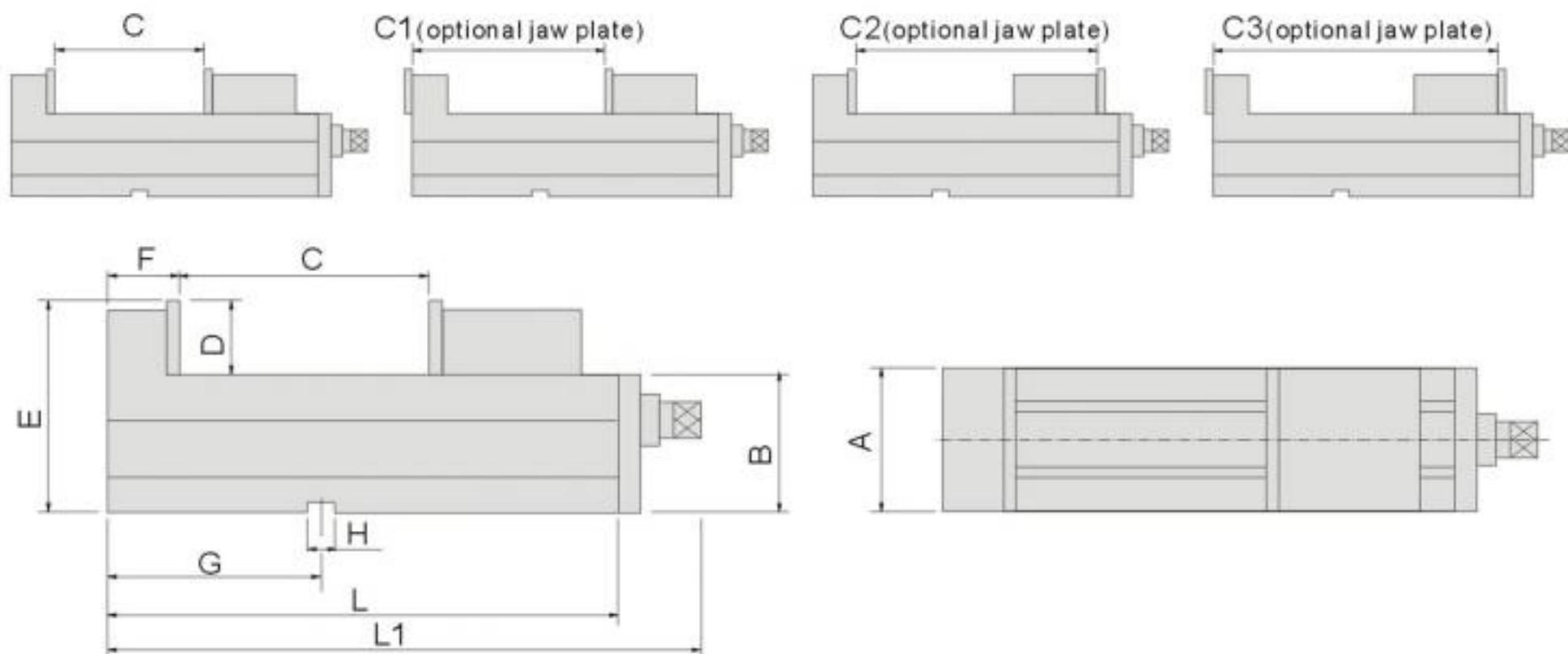
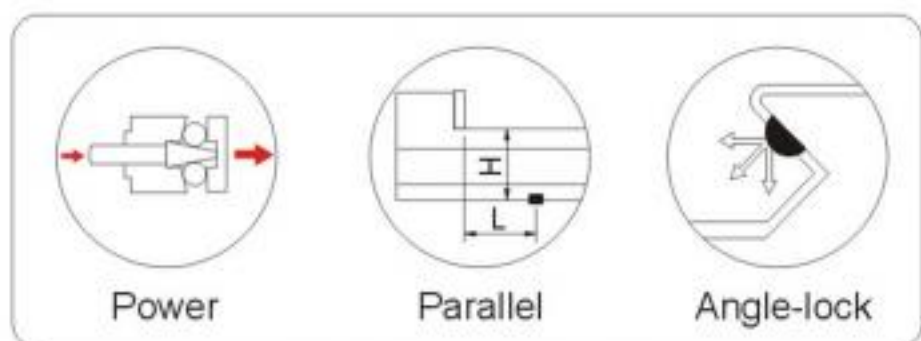
GMV

Precision Machine Vise



Features:

- ▶ Mechanical power can be applied separately, both also can be used at same time and can be applied in parallel.
- ▶ Down thrust semi-sphere segment mechanism eliminates jaw lifting and work tilt.
- ▶ Slide and the surface are precision ground.
- ▶ Made of Ductile Iron FCD60 JIS (60kgs/mm² / 80000psi).
- ▶ Vise bed flame hardened to HRC 45 ° to ensure long lasting wear-resistance and accuracy.



Unit:mm

Order No.	Model	A	B	Clamping Range				D	E	F	G	H	L	L1	Force (kgf)	N.W.
				C	C1	C2	C3									
65290-01	GMV-100	101	85	145	190	230	320	48	133	80	125	16	340	470	3500	27kg
65290-02	GMV-130	131	95	220	240	290	380	55	150	85	150	18	405	535	4000	40kg
65290-03	GMV-160	161	105	300	330	370	480	58	163	100	165	18	505	635	4000	58kg
65290-04	GMV-200	201	110	340	370	430	550	63	173	108	190	18	580	710	4500	87kg

65320

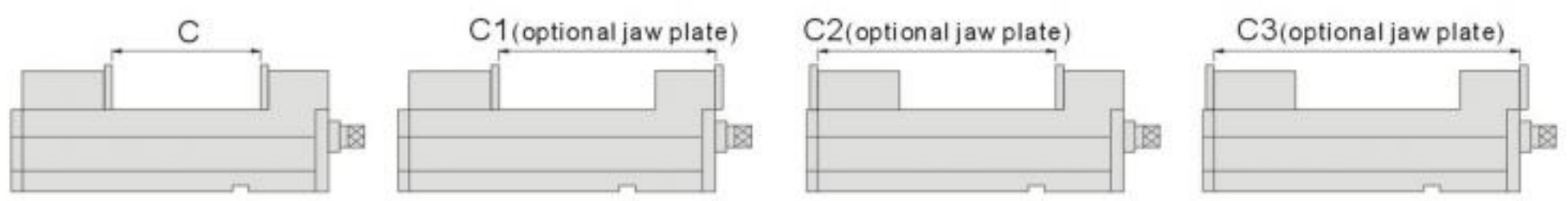
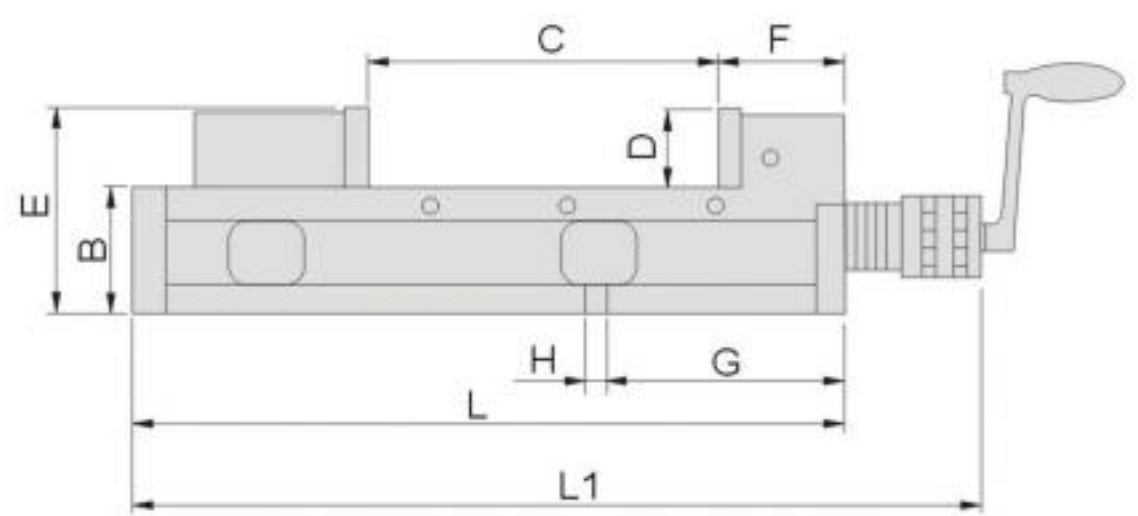
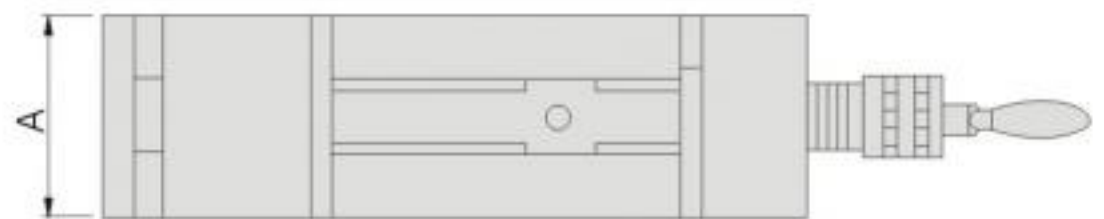
GAHV Precision Hydraulic & Angle Look Vise

Features:

- ▶ Adopting fixed jaw on near side of the operator, makes easier for loading & unloading, increase efficiency and less fatigue.
- ▶ Made of Ductile Iron FCD60 JIS (60kgs/mm²). Anti-float structure, suitable for applying heavy duty milling job in machining center...



MILLING MACHINE ACCESSORIES



Unit:mm

Order No.	Model	A	B	Clamping Range				D	E	F	G	H	L	L1	Force (kgf)	N.W.
				C	C1	C2	C3									
65320	GAHV-160	160	100	280	380	450	550	60	160	100	200	18	570	647	5000	90kg

Milling Machine Accessories

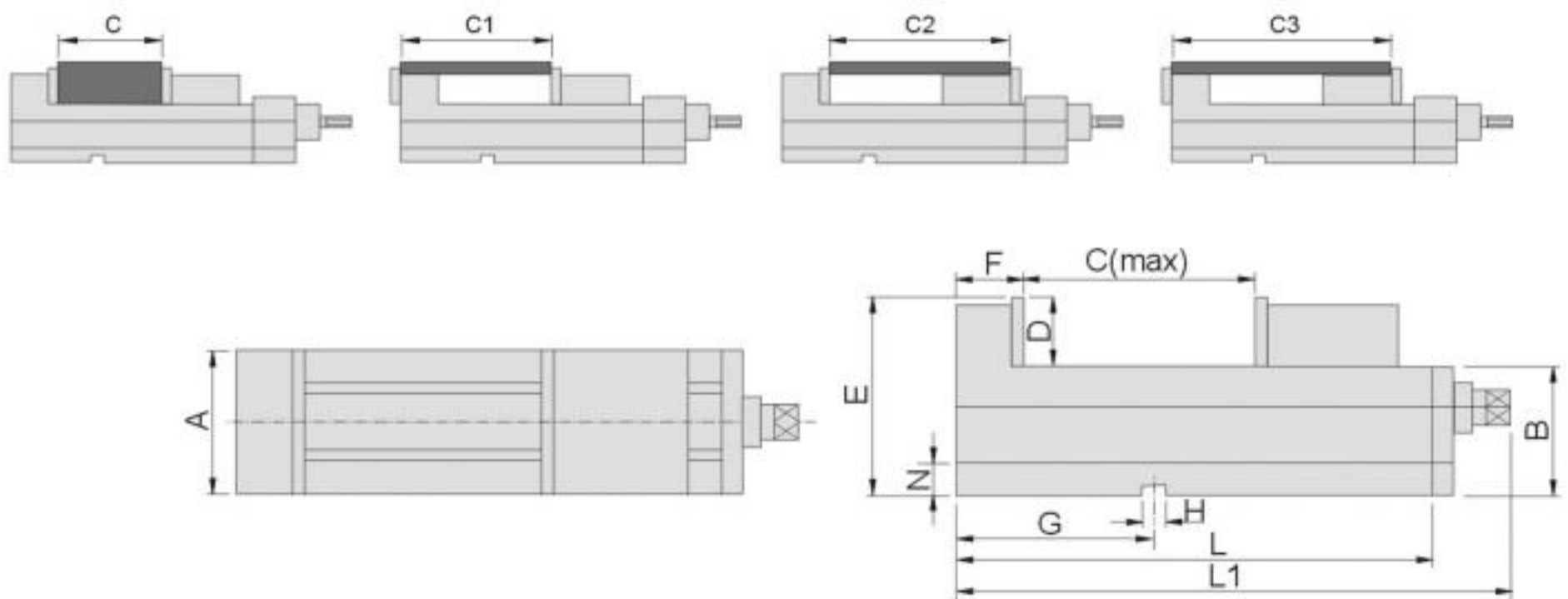

65330

MHV

Precision Hydraulic Vise (Long Opening)

Features:

- ▶ Long opening design.
- ▶ Made of Ductile Iron FCD60 JIS (60kgs/mm²).



NOTE: Remove the dust cover to extend 90mm clamping range.

Unit:mm

Order No.	Model	Clamping Range			
		C	C1	C2	C3
65330-01	MHV-160LS	0~400	495	510	615
65330-02	MHV-200LS	0~490	590	605	715
65330-03	MHV-160L	300~650	745	760	865
65330-04	MHV-200L	400~730	830	845	955

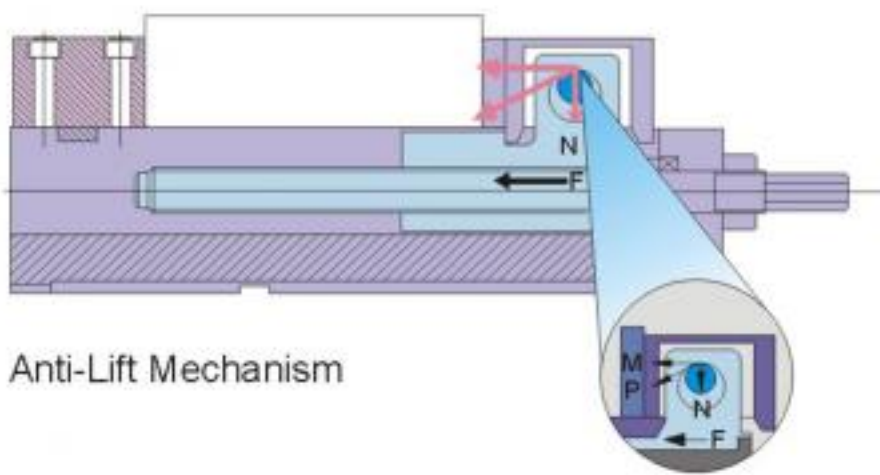
Order No.	Model	A	B	D	E	F	G	H	L	L1	N	Force (kgf)	N.W.
65330-01	MHV-160LS	160	105	60	165	103	100	18	725	860	23	4400	80kg
65330-02	MHV-200LS	200	110	60	170	108	220	18	835	970	23	5500	100kg
65330-03	MHV-160L	160	105	60	165	103	100	18	1000	1130	23	4400	90kg
65330-04	MHV-200L	200	110	60	170	108	220	18	1100	1230	23	5500	130kg

Movable Jaw needs to be moved when clamping 0~400mm range for model 160L & 200L.

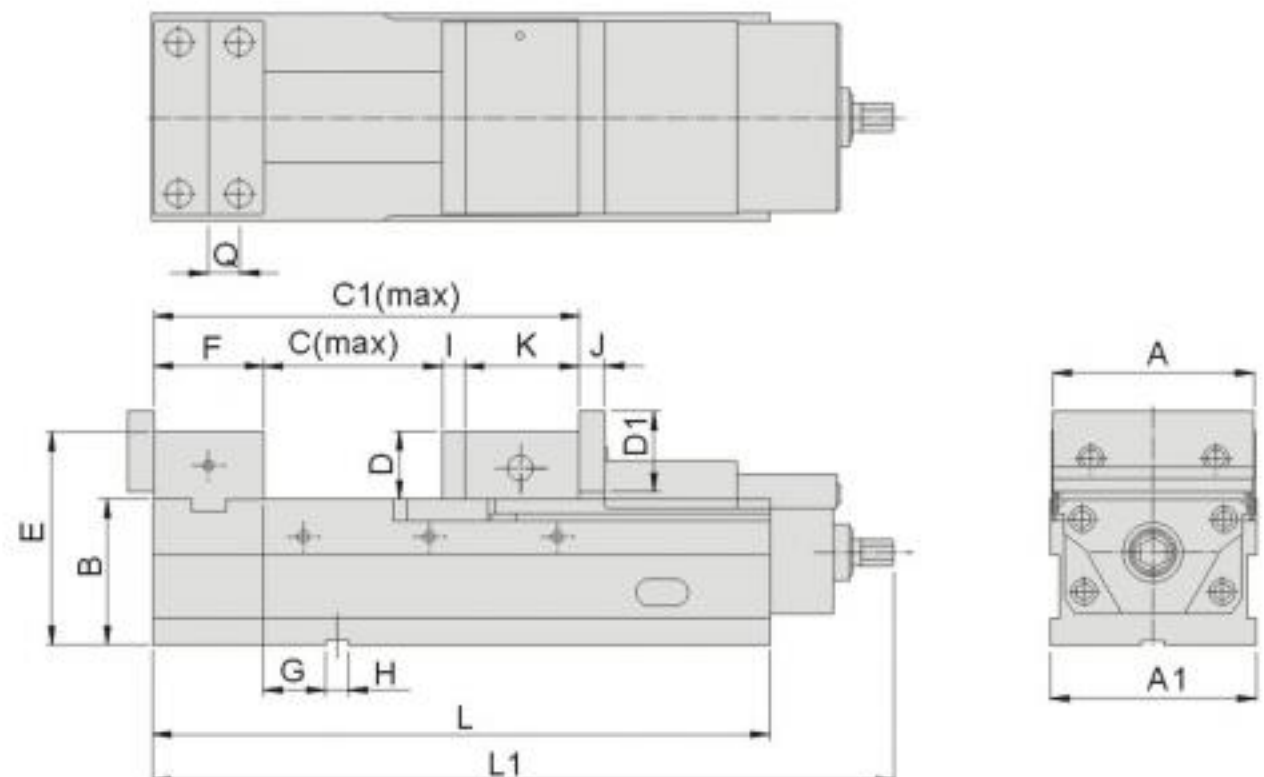
65340
HVL
Precision Super Vise


Features :

- ▶ Specially made for milling and cutting machining, adopting Anti-Lift mechanism.
- ▶ Particularly design for workpiece that needs high precision.
- ▶ Max. clamping force 2000kg/cm².
- ▶ Bed height deviation: within ± 0.01 mm.
- ▶ Distance from keyway to fixed jaw deviation: within ± 0.01 mm
- ▶ Horizontal / Vertical dual usage, side use is capable, accuracy within ± 0.01 mm.



Anti-Lift Mechanism



Unit:mm

Order No.	Model	A	A1	B	Clamping Range		D	D1	E	F	G	H	I	J	K	L	L1	Q	N.W.
					C	C1													
65340-40	HVL100	102	104	85	140	314.5	45	55	130	73	32	18	15	17	86.5	324	437	20	27kg
65340-50	HVL125	124.7	127	100	201	381.5	53	63	153	78	57	18	15	20	87.5	390	480	22.5	43kg
65340-60	HVL160	159.2	161	115	295	479	53	63	168	86	49	18	18	20	80	485	625	25	67kg

Milling Machine Accessories

65350

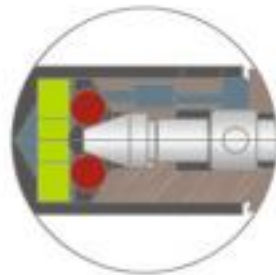
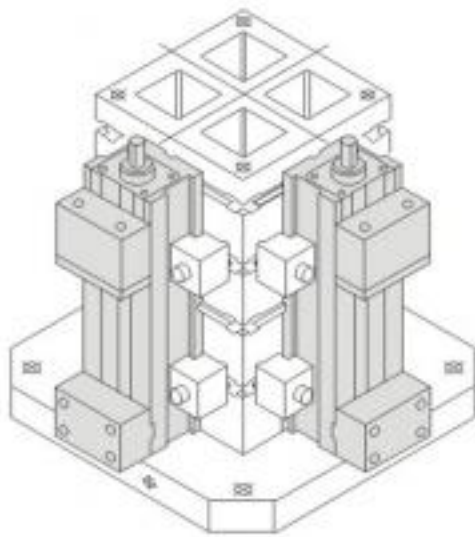
HVQ

Mechanical Power Machine Vise

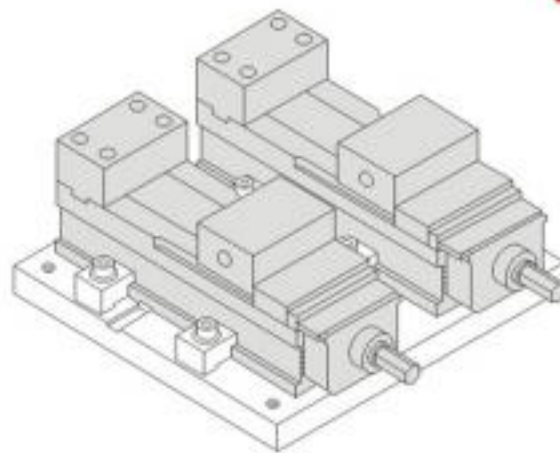


Features :

- ▶ Unique Out-Jaw design increase the clamping capacity.
- ▶ Anti-Lift mechanism to ensure the workpiece does not lift during processing.
- ▶ Mechanical booster provides a steady clamping force against shocks and vibrations during operation by using "Disc-spring" mounted inside.
- ▶ Improved dust and water resistance which increase durability.
- ▶ Bed height deviation: within ± 0.01 mm.
- ▶ Distance from keyway to fixed jaw deviation: within ± 0.01 mm
- ▶ Capable of vertical and lateral application and perform ,accuracy within ± 0.01 mm.
- ▶ Made of Ductile Iron FCD60 JIS (80000psi).



Mechanical Booster



Jaw Opening:

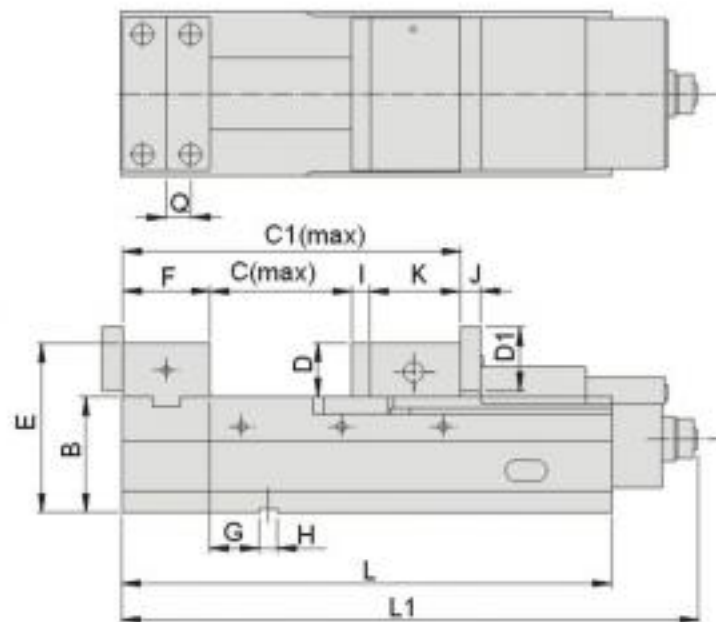
- HVQ100, max. 140mm
- HVQ125, max. 201mm
- HVQ160, max. 295mm
- HVQ200, max. 320mm

Extended Opening:

- HVQ160L, max. 330mm
- HVQ200L, max. 367.5mm

Clamping force is adjustable with graduation lines:

- HVQ100-4, max. 500kg/cm²
- HVQ125-5, max. 000kg/cm²
- HVQ160-5, max. 500kg/cm²
- HVQ200-6, max. 500kg/cm²



Unit:mm

Order No.	Model	A	A1	B	Clamping Range		D	D1	E	F	G	H	I	J	K	L	L1	Q	N.W.
					C	C1													
65350-40	HVQ100	102	104	85	140	314.5	45	55	130	73	32	18	15	17	86.5	324	428	20	28.4kg
65350-50	HVQ125	124.7	127	100	201	381.5	53	63	153	78	57	18	15	20	87.5	390	495	22.5	46.0kg
65350-60	HVQ160	159.2	161	115	295	479	53	63	168	86	49	18	18	20	80	485	605	25	71.0kg
65350-60L	HVQ160L	159.2	161	115	330	514	53	63	168	86	67	18	18	20	80	515	635	25	76.0kg
65350-80	HVQ200	199.5	202	120	320	534	58	73	178	101	66	18	18	20	95	535	655	31	100kg
65350-80L	HVQ200L	200	202	120	367.5	581.5	58	73	178	101	84	18	18	20	95	585	713	31	108kg

Milling Machine Accessories

65360

HPAC

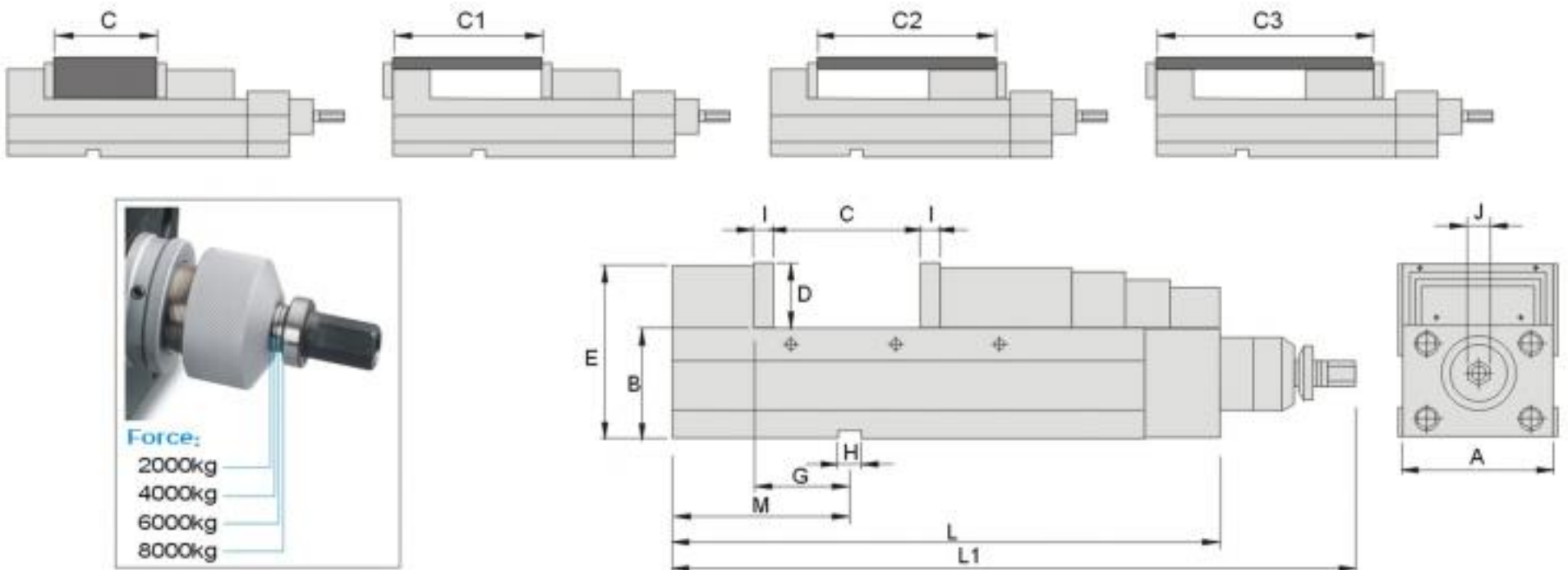
Multi-Power CNC Precision Fixed Angle Vise



Mechanical Booster makes repeat clamp accurately and max. clamping force up to 8000kgf

Features:

- ▲ Made of Ductile Iron FCD60 JIS (80000psi) with one-piece body structure, the distortion volume is less than 0.01mm when bearing pressure 4500kg.
- ▲ Slide ways are hardened to HRC50° to enhance the wear-resistance and maintain same bed height each purchase.
- ▲ Angle-Lock design to ensure workpiece does not lift. Four datum design, the vise can be mounted both horizontally and vertically.
- ▲ Multi-Power System with built-in high grade bearing steel to double the clamping force. With the first half a turn, 2500kg force is delivered, then a second half turn will generate 4500kg force.
- ▲ Adjustable Stop Ring, simple and effective presetting the vise to present desire clamping force and it repeats accurately each time.



SPECIFICATIONS: (Material FCD 60, Ductile Iron Hardness HRC50°)

Unit:mm

Order No.	Model	A	B ±0.01	Clamping Range				D	E	G ±0.02
				C	C1	C2	C3			
65360-130	HPAC130	131	95	0-190	70-260	115-305	185-375	55	147	80
65360-160	HPAC160	161	105	0-250	85-325	140-375	220-460	58	160	80
65360-200	HPAC200	201	110	0-290	90-380	155-440	240-530	63	170	100

Order No.	Model	H	I	J	L	L1	M	N.W.
65360-130	HPAC130	18	15	19	475	583	150	44.4kg
65360-160	HPAC160	18	15	19	560	670	165	65kg
65360-200	HPAC200	18	18	19	635	743	197	95kg

65370 HPAQ Multi-Power CNC Precision Fixed Angle Vise



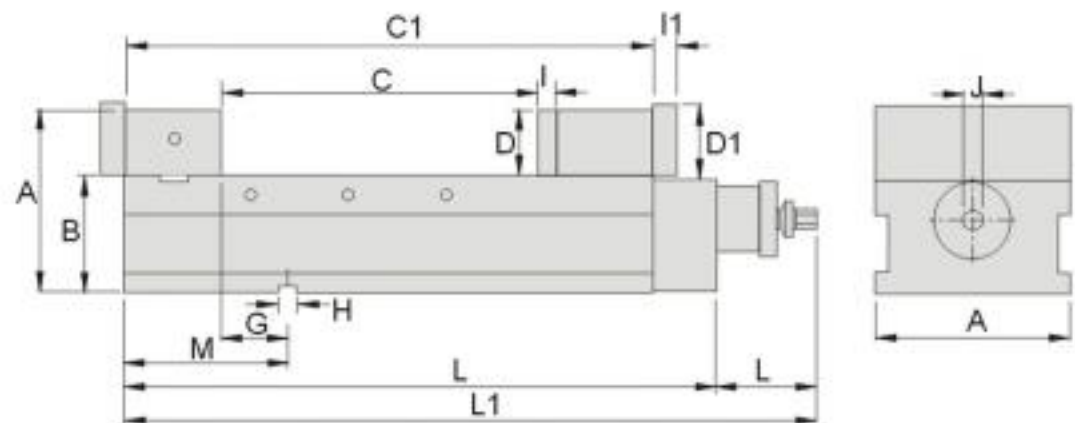
Mechanical Booster makes repeat clamp accurately and max. clamping force up to 8000kgf

The Multi-Power System built of high grade bearing steel provides consistent clamping pressure and eliminates all leakage and maintenance problems with hydraulic vises.



Features :

- ▶ Made of Ductile Iron FCD60 JIS (80000psi) with one-piece body structure, the distortion volume is less than 0.01mm when bearing pressure 4500kg.
- ▶ Fixed Jaw is made by high quality steel and hardened to HRC55°.
- ▶ Slide ways are hardened to HRC50° to enhance the wear-resistance and maintain same bed height each purchase.
- ▶ Angle-Lock design to ensure workpiece does not lift.
- ▶ Four datum design, the vise can be mounted both horizontally and vertically.
- ▶ Multi-Power System with built-in high grade bearing steel to double the clamping force.
- ▶ With the first half a turn, 2500kg force is delivered, then a second half turn will generate 4500kg force.
- ▶ Adjustable Stop Ring, simple and effective presetting the vise to present desire clamping force and it repeats accurately each time.



Unit:mm

Order No.	Model	A	B ±0.01	Clamping Range		D	D1	E	G ±0.02
				C	C1				
65370-160	HPAQ160	160	115	0-300	195-490	53	63	168	57
65370-200	HPAQ200	200	120	0-320	220-540	66	75	187	66
65370-250	HPAQ250	250	120	0-350	220-580	66	75	187	66

Order No.	Model	H	I	I1	J	L	L1	M	Max.Force	N.W.
65370-160	HPAQ160	18	15	21	19	560	677	145	8000kg	73kg
65370-200	HPAQ200	18	18	25	19	637	754	168	8000kg	113kg
65370-250	HPAQ250	18	18	25	19	646	763	168	8000kg	156kg

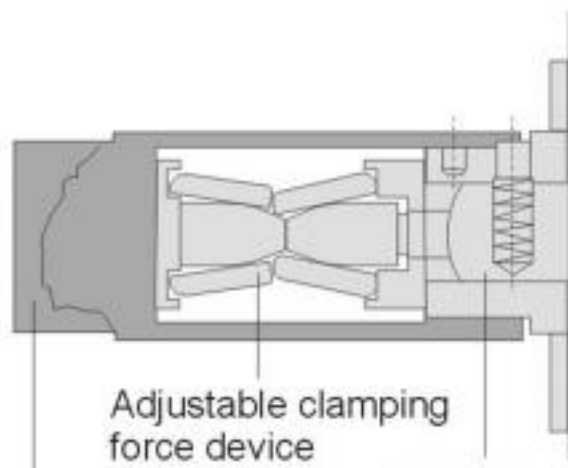
MILLING MACHINE ACCESSORIES

65380 JQV Ultra-low Height Mechanical Power Vise



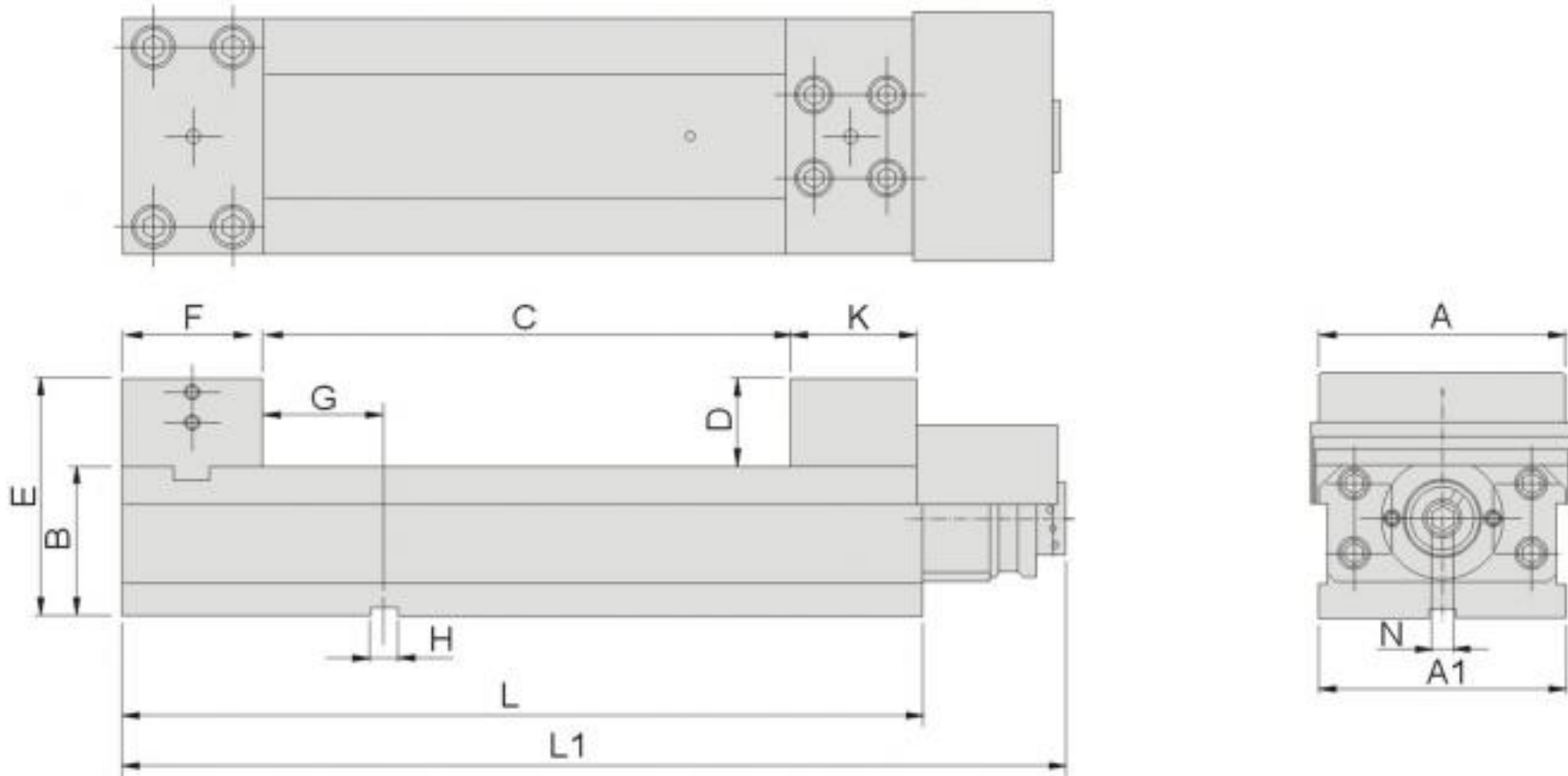
Features :

- ▶ Low bed height and large opening design. Made of Ductile Iron FCD60 JIS (80000psi) with one-piece body structure, the distortion volume is minimum.
- ▶ Slide way is high frequency inducted hardened HS65°.
- ▶ Special Anti-Lift mechanism, prevent any lifting while clamping.
- ▶ Jaw plate is made of S50C and hardened to HRC50° to enhance the wear-resistance and maintain same bed height each purchase.
- ▶ Angle-Lock design to ensure workpiece does not lift.
- ▶ The vise can be mounted both horizontally and vertically.
- ▶ Dust cover is provided for protection.



Adjustable clamping force device
Clamping Collar Driving device

MILLING MACHINE ACCESSORIES



Unit:mm

Order No.	Model	A	A1	B	C	D	E	F	G	H	K	L	L1	N	Force	N.W.
65380-01	JQV160S	159.5	161	105	235	60	165	86	59	18	86	416	515	14	5000kg	55kg
65380-02	JQV160M	159.5	161		275		165	86	59	18	86	456	555			
65380-03	JQV160L	159.5	161	100	305		160	86	59	18	86	486	585			60kg

Milling Machine Accessories

65390

TLD

Precision Super Vise

Anti-Lift Mechanism

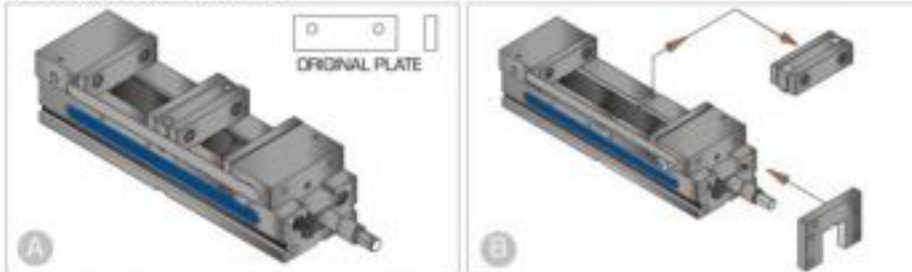
Double Clamp

Auto-return Mechanism



Clamping Force Equalisation

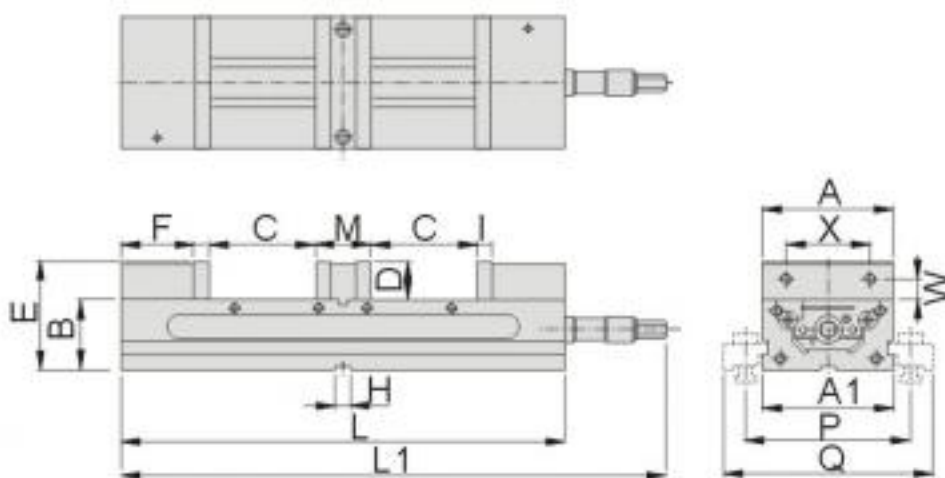
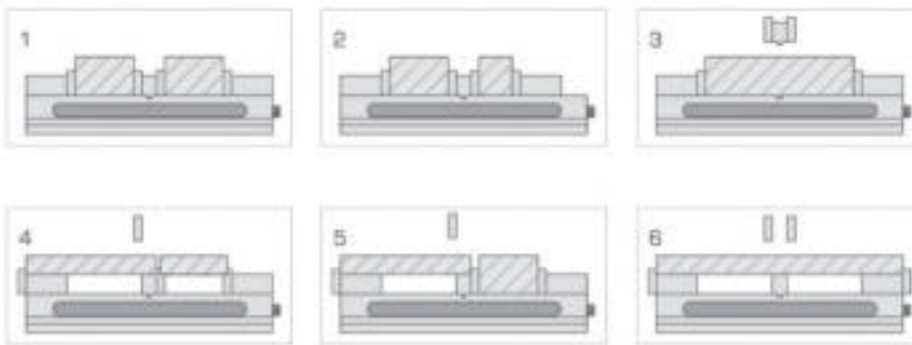
Clamping Change



Original clamp can hold 0-125mm & 0-90mm workpiece.

Remove the middle jaw and lock the plate to fixed one movable jaw, then the other movable jaw can hold workpiece 125-135mm.

Four types applications



Features :

- ▶ Clamping force equalisation: same force to two workpiece in different size.
- ▶ Anti-lift mechanism: ensure the workpiece does not lift during operation.
- ▶ Double clamp makes different size of workpieces can be clamped at the same time.
- ▶ Made of Ductile Iron FCD60 JIS (80,000psi), high-frequency flame hardened Hs65°.
- ▶ Jaw plate is made of S50C and hardened to HRC45° to enhance the wear-resistance.
- ▶ Repeat accuracy to $V1 \pm 0.015\text{mm}$

Unit:mm

Order No.	Model	A	A1	B	C	D	E	F	H	I	L	L1	M	P	Q	W	X	N.W.
65390-40	TLD40	102	104	63.5	0-90	38	101	69	18	15	405	459	55	143	195	17.5	63.5	20kg
65390-60	TLD60	152	154	82.55	0-125	44.5	127	86.5	18	18	520	536	66	193	245	23.8	98.4	52kg

LY1212

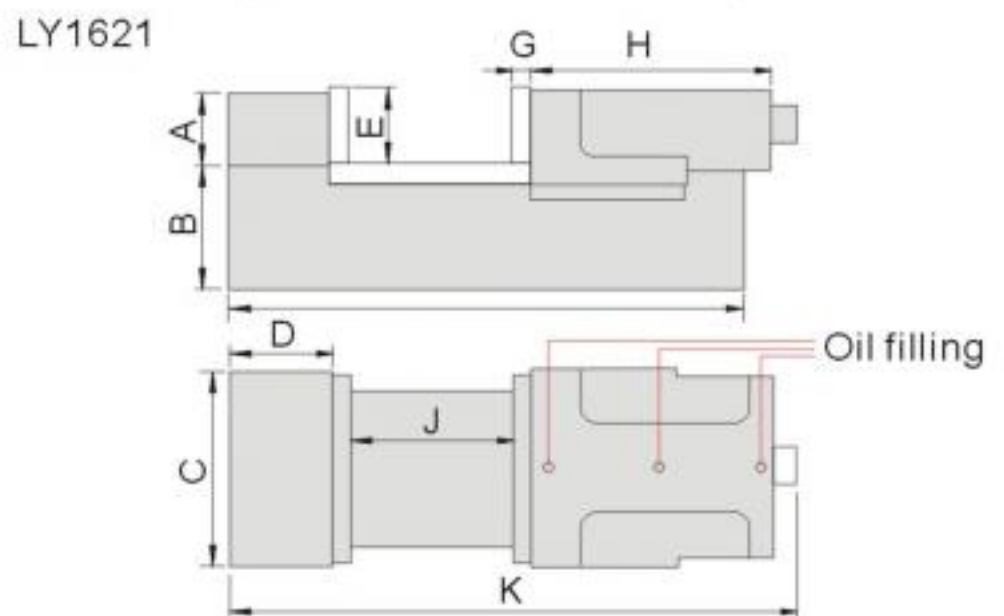
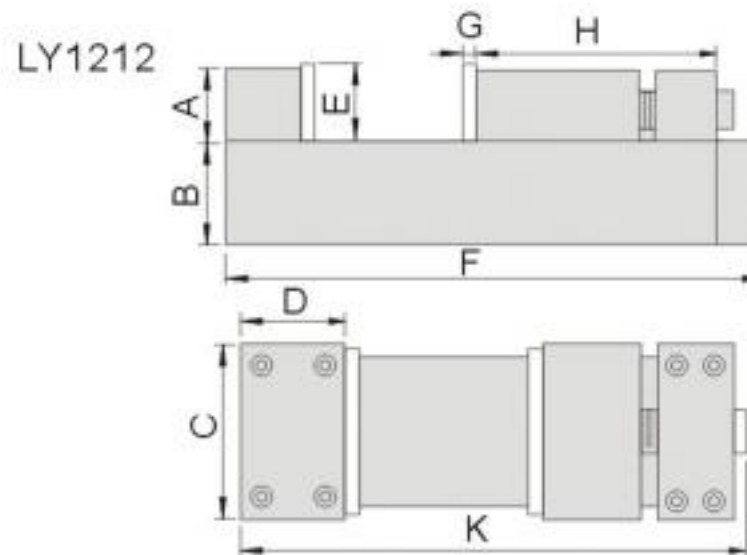


LY1621



Features:

- ▶ Special 5 times booster with lever, only take 0.5 second to clamp off.
- ▶ Design with check valve design avoiding air pressure lost increasing safety.
- ▶ Flat surface no slot between slide guide rail preventing chip and burr go inside.
- ▶ Made of quality FCD-65 Ductile Iron body with hardened HRC50° and ground precisely with durability.


 Air pressure 2~7kg/cm² Clamping force 400~4000kgs


Order No.	Model	A	B	C	D	E	F	G	H	J	K	Clamping force(kg)	Safety range	N.W.
65410-01	LY1212	50	105	120	60	53	453	15	190	127	424	200~3000	5mm	35kg
65410-02	LY1621	60	105	160	85	60	480	15	335	210	685	400~4000	5mm	55kg

Unit:mm

Milling Machine Accessories

65430

GPV

MC Precision Super Hi-pressure Rapid Vice



Features:

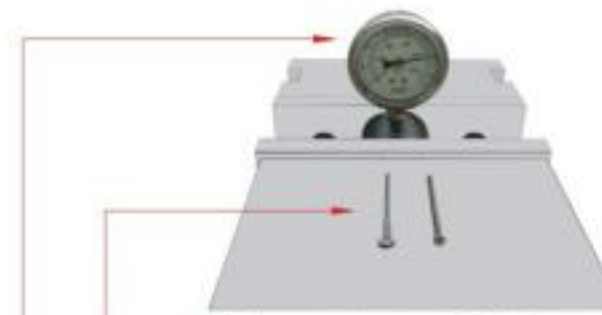
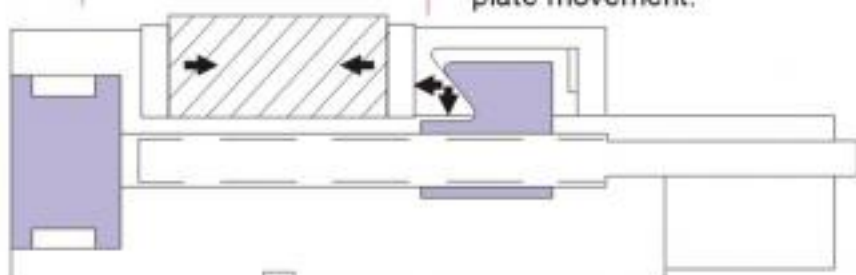
- ▶ The principle of this vice is adopting the reciprocating pneu. motor(pat. structure) which R&D by inhouse and that employs an air actuated cylinder. Circuiting progressively to make automation, no need the R.F.L. unit to filter the moisture, The sole character is superior than any brand in domestic & intemational market.
- ▶ **Super hi-gripping force**
Even the air source at low pressure $8\text{kg}/\text{cm}^2$ which can be achieved super hi-gripping force 9000kgf .and the $0-9000\text{kgf}$ gripping force can be adjusted freely by pressure regulator.
- ▶ **Seeking the highest air source automatically.**
When processed copper, aluminium etc, non-iron workpiece or raw cast iron etc., making heavy cutting which can be made adaptable gripping force to ensure work piece clamping and with auto compensating & retaining pressure etc., functions.
- ▶ **The biggest safety clamping range:**
The shifting speed is only 1.5sec .with safety cange: 8mm , and can be visible the clamped work piece safety range is exceeded or not.
- ▶ **Triple usage of vertical. side. horizontal:**
Six faces lf vice body be super grinding&pre-setting holding slot,and can beprocessed vertically without jig fixture.
- ▶ **Super rugged material:**
The vice body is sdopted hi-tensile graphite casting iron (FCD-60) .On-piece design and harden heat-treatment (HRC 45) at two slidaway which ensured hi-precision, hi-durability &hi-tensile.
- ▶ **Submersed angle fixed pressed down structure**



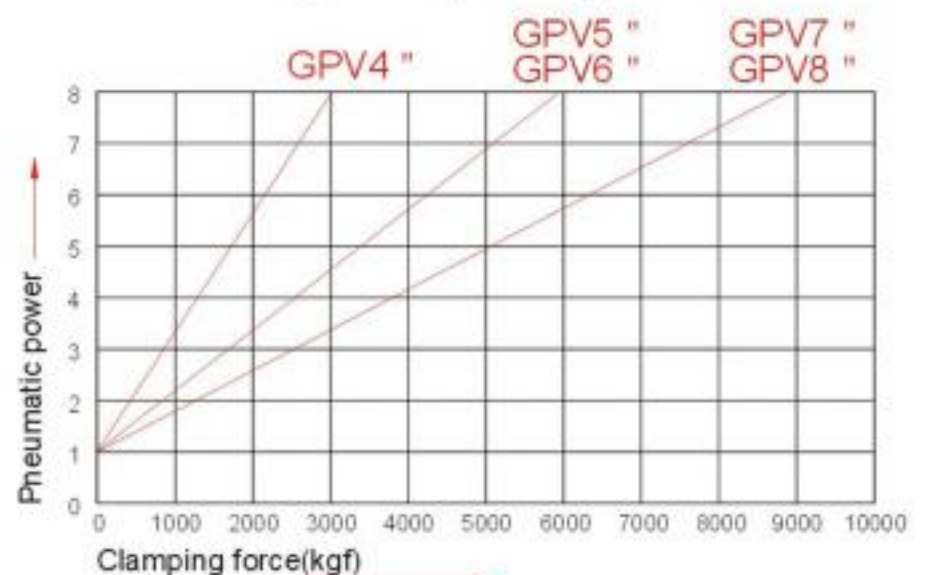
Booster

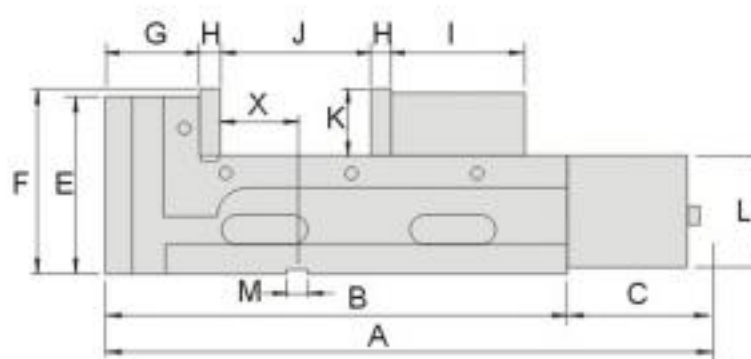
• Forward output pressure can product two-way power for reducing main body from becoming deformed and working parts will be more accurate.

• Conical shape can produce an angle lock power for prevention of cutting plate movement.



Only way to press flat type nails is the automatic pressure compensate system.
 $8\text{kg}/\text{cm}^2$ low pressure former can holding very high force up to 9000kgf .



65430
GPV
MC Precision Super Hi-pressure Rapid Vice

FOUR DIFFERENT CLAMPING APPROACHES


No.	INSPECTION ITEMS	100mm	GUARANTEED	1	5
1	The levelness of this vice's bottom with sliding face.		0.015mm		
2	The verticality of the end of clamp with bottom.		-0.02mm		
3	The verticality of side with sliding face.		0.02mm		
4	The level of vice opening with the T-type flute of this unit's bottom.		0.02mm		
5	The verticality of vice opening with the T-type flute of this unit's bottom		0.02mm		
6	The level of the top clamped test block with this unit's bottom.		0.02mm		
7	The excess amount of clamped test block to this unit's bottom.		0.02mm		
8	The right angle of this vertical unit to bottom of this unit.		0.02mm		

Unit:mm


Order No.	Model	A	B	C	D	E	F	G	H	I	J	J1	J2	J3	K	L	M	X	Gripping	N.W.
65430-01	GPV4 *-100	435	320	125	100	145	148	85	15	100	0-100	95-220	100-200	200-300	48	100	16	45	3200	27kg
65430-02	GPV5 *-150	505	380	125	130	157	160	85	15	110	0-150	95-250	110-275	200-380	55	105	18	45	6000	38kg
65430-03	GPV6 *-160	525	400	125	160	160	163	85	15	120	0-160	95-260	120-295	210-400	58	105	18	45	6000	48kg
65430-04	GPV6 *-250	615	490	125	160	160	163	85	15	120	0-250	95-350	120-395	210-490	58	105	18	45	6000	52kg
65430-05	GPV7 *-200	585	460	125	180	170	173	90	18	130	0-200	100-300	130-350	220-460	63	110	18	72	9000	65kg
65430-06	GPV8 *-200	595	470	125	200	170	173	90	18	140	0-200	100-310	140-360	230-470	63	110	18	72	9000	70kg
65430-07	GPV8 *-300	695	570	125	200	170	173	90	18	140	0-300	100-410	140-460	230-570	63	110	18	72	9000	79kg

Milling Machine Accessories

65440

GPS

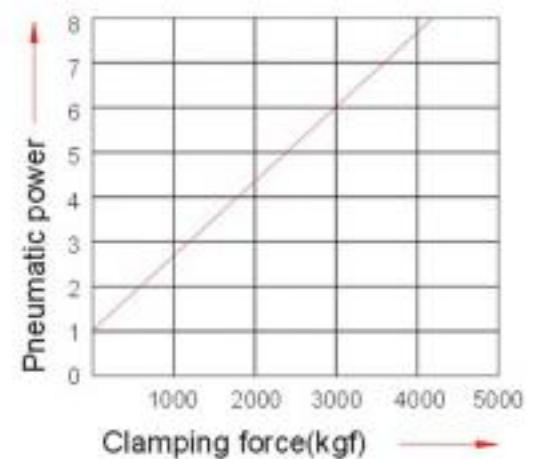
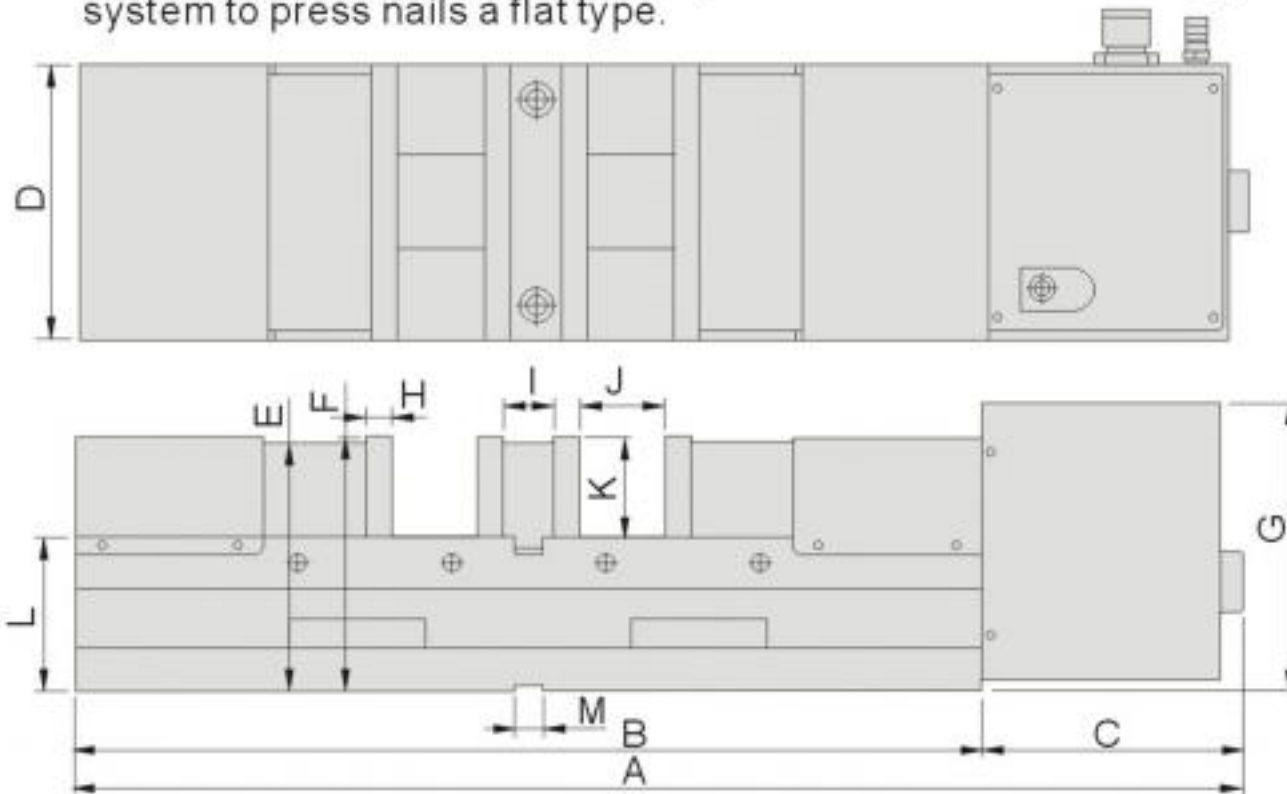
MC Super Hi-Pressure Double Vice



Only need 8kg/cm² of low air-pressure source to achieve 4000kgf of super hi-gripping force



By using automatic pressure compensate system to press nails a flat type.



Features:

- ▶ This outstanding vice is adopt the reciprocating pneu. Motor(pat.structure)which is researched and developed by ourselves to push oil circuit in an air.pressure actuating manner,thus obtaining automation without the R.F.L unit to filter the moisture. So,such a characteristic is unique and distinctive in domestic and international market.
- ▶ **Super hi-gripping force**
Only need 8kg/cm² of low air-pressure source to achieve 4000kgf of super hi-gripping force,and this gripping force can be adjusted within 0-4000kgf by using a pressure regulator.
- ▶ **Search the highest compressed air source automatically.**
When processed copper, aluminium or heavy machining cast iron workpiece or raw cast iron,the pressure regulator can be set at a desired pressure without losing pressure. Besides,the gripping force can be kept to clamp the workpiece securely in auto compensating and pressure stabilizing functions.
- ▶ **The biggest safety clamping range:**
The shifting speed is only 1.5sec.the double vice mechanism can be adjusted automatically and can simultaneously clamp two different workpieces in less than 5mm of size.
- ▶ **Super rugged material:**
The body of the vice is integrally made of hi-tensile graphite casting iron(FCD-60).and is hardened heat-treatment (HRC 45)at its two slideway, thereby ensuring hi-precision,hi-durability & hi-tensile.
- ▶ **Submersed angle fixed pressed down structure**
Submersed angle pressed structure in a semi-sphere shape to produce an angle lock power,thus preventing the cutting plate from movement.

Order No.	Model	A	B	C	D	E	F	G	H	I	J	K	L	M	Gripping	N.W.
65440	GPS-6" -100	682	530	152	160	145	148	168	15	30	0-100	58	90	18	4000	63kg

Unit:mm

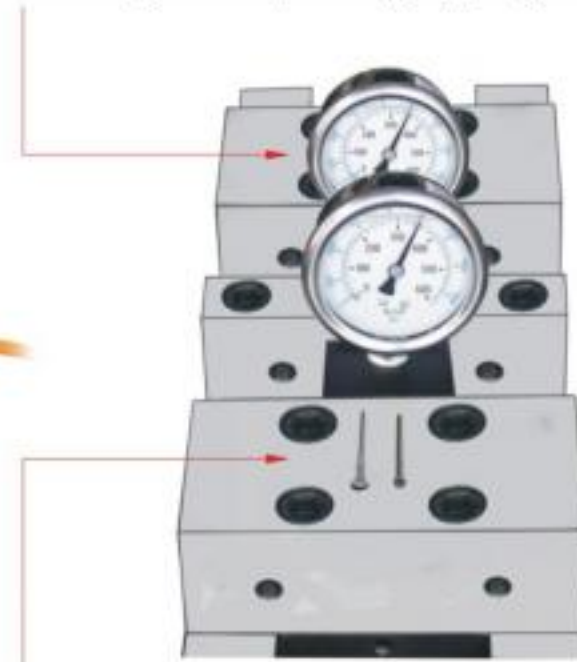
65450

GPQ

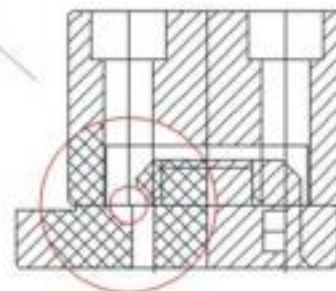
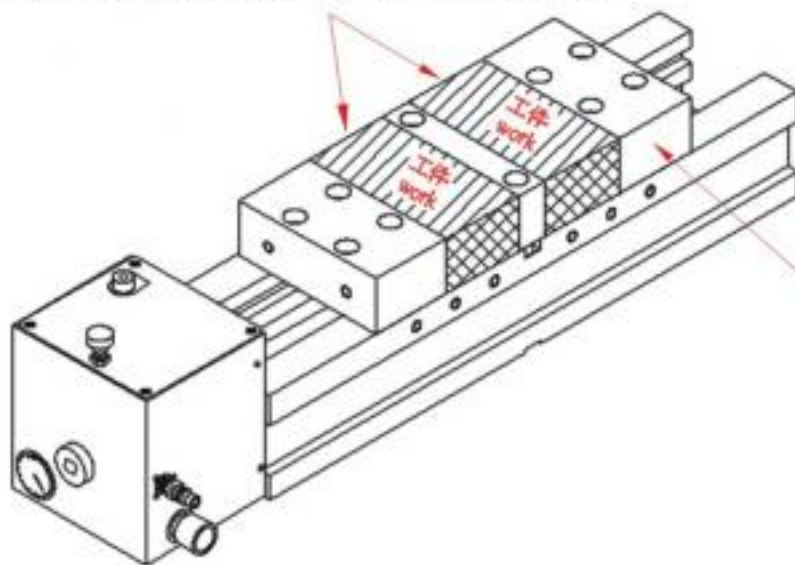
MC Super Hi-pressure Double Vise



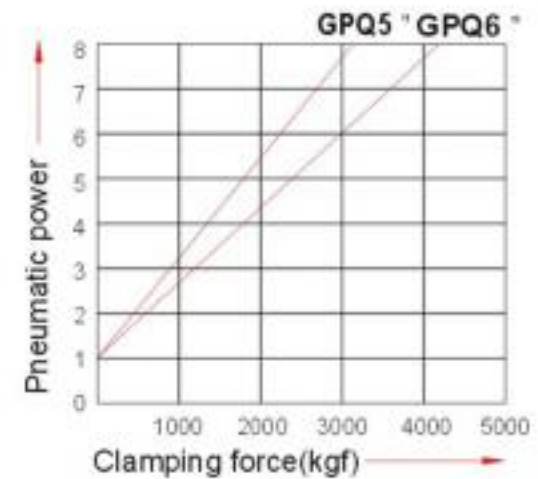
Only need 8kg/cm² of low air-pressure source to achieve 4000kgf of super hi-gripping force



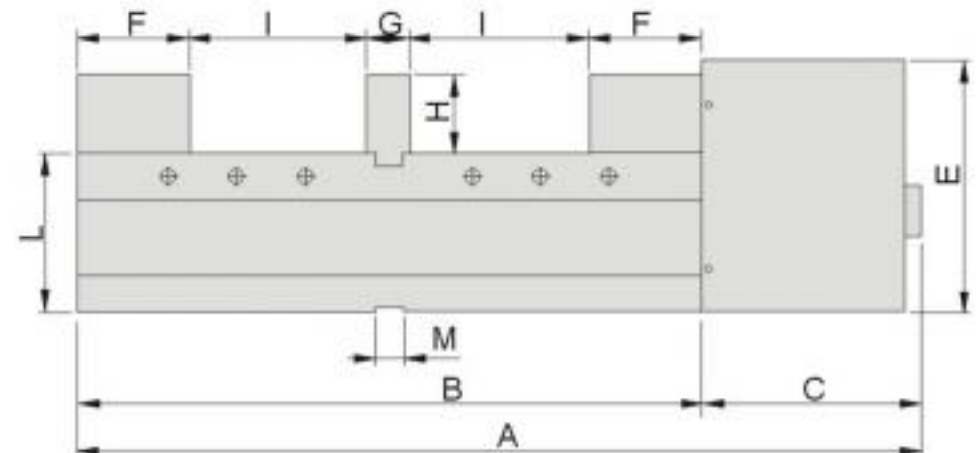
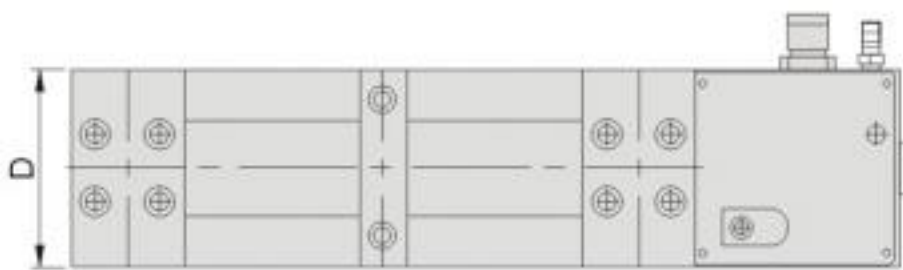
Please note that two workpieces, size difference shall be within 15mm avoiding possible tightening issue.



By using automatic pressure compensate system to press nails a flat type.



Having built in floating pressing structure to provide downward lockce force to eliminate flotation of vise jaw and operational slope(patented structure)
(locking slidable block of vise from upper screw, and no pressing force occurs)



單位:mm

訂購編號 Order No.	型號 Model	A	B	C	D	E	F	G	H	I	L	M	夾持力 Gripping	重量 N.W.
65450-01	GPQ-5 " -110	556	410	146	130	166	74	30	52	0-110	105	18	3200	42kg
65450-02	GPQ-6 " -150	656	510	146	160	168	82	30	55	0-150	105	18	4000	67kg

Simple Indexing Spacer

65500

BS

Semi-universal Center (Dividing Head)



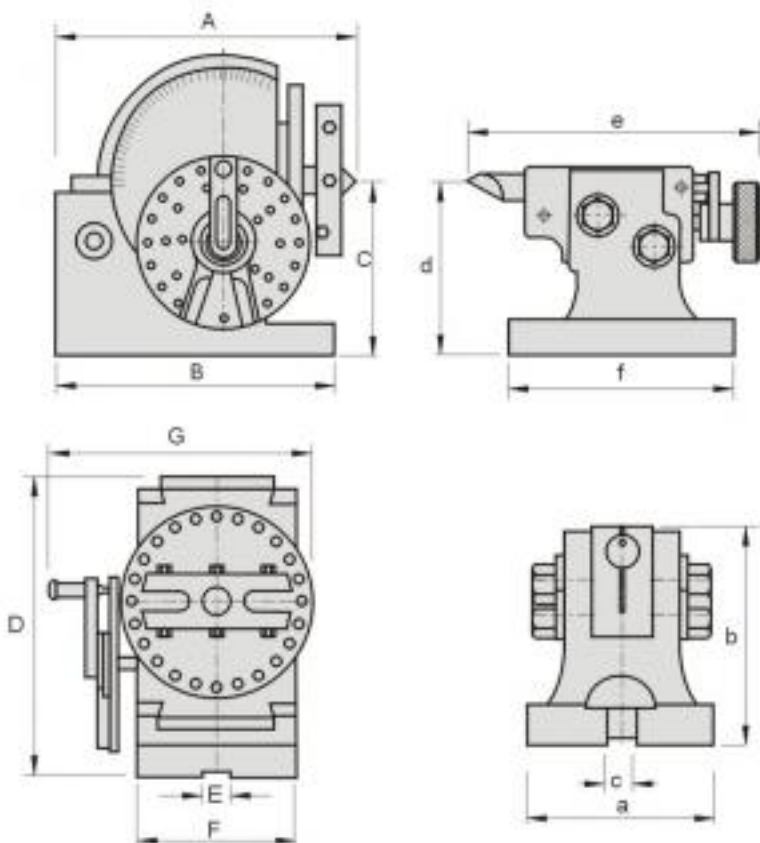
Features:

- ▶ Plain type of Universal Index Center and can be applied for direct or indirect dividing.
- ▶ No accessories needed for the differential dividing & spiral work.
- ▶ Same construction of the dividing head & tailstock as the Universal type ones.
- ▶ 24 holes on the direct index plate allows direct dividing in 2,3,4,6,8,12 & 24.
- ▶ Three plates for indirect dividing in any number from 2 to 50 and uncertain numbers up to 380. Are standard accessories
- ▶ Operation and service manual included with each package.

Application:



Optional Accessory:
 4" or 5" 3-Jaw (Order no.66800 for BS0)
 5" or 6" 3-Jaw (Order no.66800 for BS1)



SEMI-UNIVERSAL INDEX CENTER (DIVIDING HEAD) SPECIFICATION

Unit:mm

Order No.	Model	A	B	C	D	E	F	G	N.W.
65500-01	BS0	189	160	100	173	16	91	140	22kg
65500-02	BS1	293	210	128	220	16	114	156	36kg

TAILSTOCK SPECIFICATION

Unit:mm

Order No.	a	b	c	d	e	f	Center Taper	Diameter of Spindle hole
BS0	90	105	16	100	166	127	B&S No.7	18
BS1	108	134	16	128	184	150	B&S No.9	20

No. of holes of dividing plate (worm gear reduction ratio 1:40)

Unit:mm

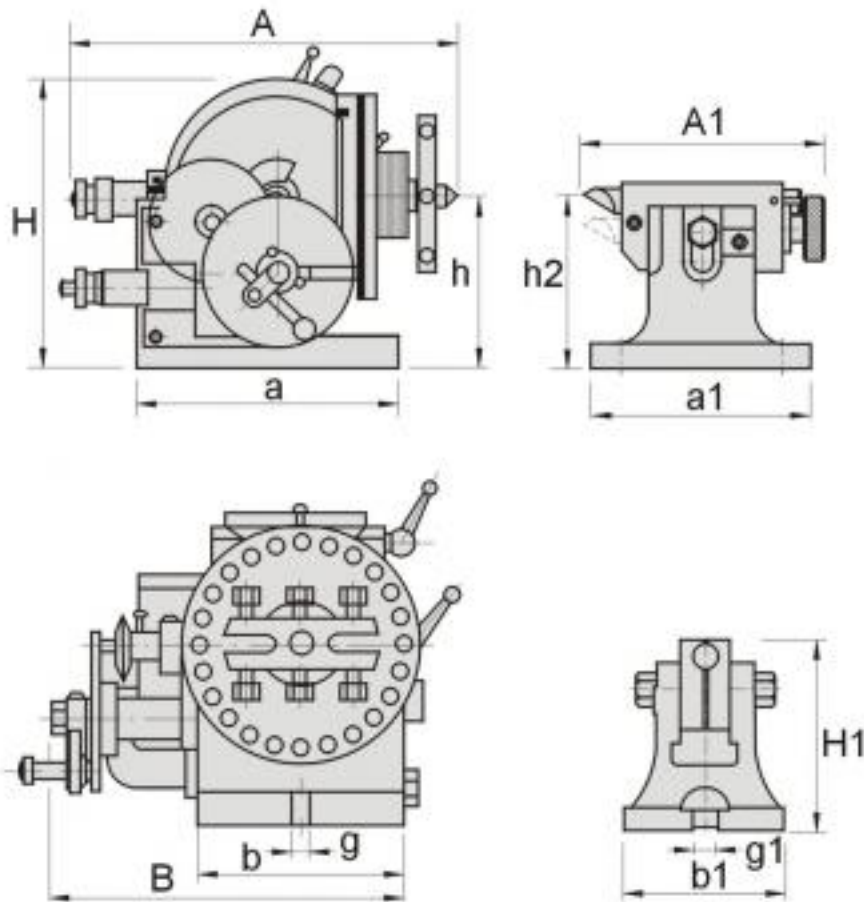
No. of Holes	Plate A	Plate B	Plate C
	15	21	37
	16	23	39
	17	27	41
	18	29	43
	19	31	47
	20	33	49

65510 BS2 **Universal Center (Dividing Head)**



Features :

- ▶ Designed for carrying out all types of gear cutting. Precision dividing and spiral work are more efficient than ever.
- ▶ The center face can be tilted from a horizontal position of 90° down to -10° from vertical with graduation reading in degrees.
- ▶ The ratio of worm to gear is 1:40.
- ▶ Fully inspected and tested to assure.
- ▶ Operation and service manual included with each package.



Application:



Optional Accessory:
6" or 7" or 8" 3-Jaw (Order no. 66800 for BS2)

SEMI-UNIVERSAL INDEX CENTER (DIVIDING HEAD) SPECIFICATION

Unit:mm

Order No.	Model	A	B	H	h	a	b	g	Center Taper
65510	BS2	365	272	236	132.7	213	134	16	B&S NO 10

TAILSTOCK SPECIFICATON

Unit:mm

	A1	a1	b1	g1	H1	Center Height h2		N.W.
BS2	194	177	125	16	147	Max.	Min.	73kg
						138	115	

No. of holes of dividing plate (worm gear reduction ratio 1:40)

Unit:mm

No. of Holes	Plate A	Plate B	Plate C
	15	21	37
	16	23	39
	17	27	41
	18	29	43
	19	31	47
	20	33	49

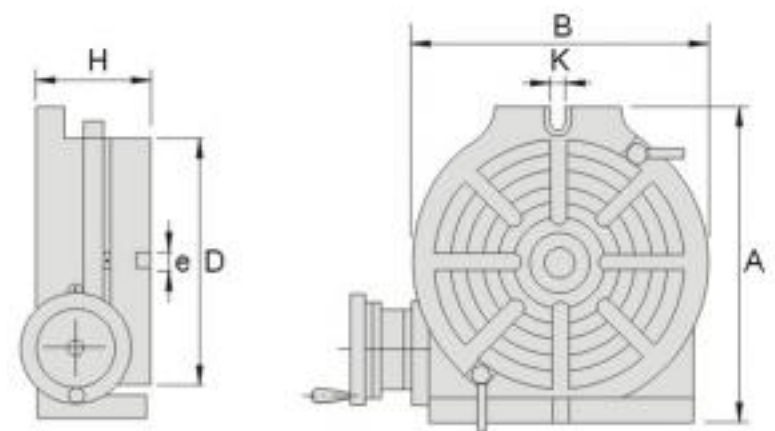
SIMPLE INDEXING SPACER

Simple Indexing Spacer

65520

HV

HV Horizontal & Vertical Rotary Table



Optional Accessories:

- Tailstock(Order no.65530)
- Dividing Plate Set(Order no.65570)
- 3-Jaw Chuck(Order no.66800)

Unit:mm

Order No.	Model	Table		Base		Bolt Slots	T-Slots	Center Sleeve	Worm Gear Ratio	Vertical Load Weight (kg)	Horizontal Load Weight (kg)	N.W.
		D	H	A	B							
65520-15	HV150	150	92	220	160	18	11	MT-2	90 : 1	20	39	13kg
65520-20	HV200	200	120	310	225	18	13	MT-3		44	87	29kg
65520-25	HV250	250	120	320	280	18	13	MT-3		62	123	41kg
65520-30	HV300	300	140	410	325	18	16	MT-4		98	195	65kg
65520-35	HV350	350	140	460	380	18	16	MT-4		147	294	98kg
65520-40	HV400	400	140	510	435	18	16	MT-5		195	390	130kg

65530

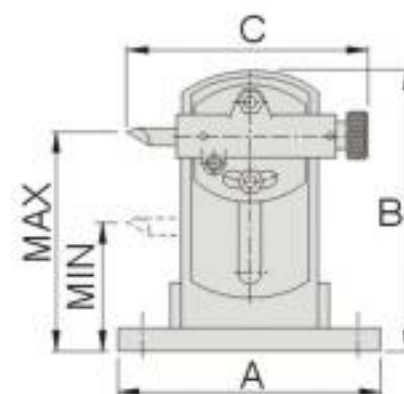
TS

TS Tailstock



Features :

- Suitable for HV Series rotary table for accurate centering when up-right position, adjustable height on demand.



Unit:mm

Order No.	Model	Compatible.	A	B	C	Center Height		N.W.
						Max.	Min.	
65530-00	TS150	HV150	127	110	116	113	100	5kg
65530-01	TS1	HV200 / 250	230	247	210	190	110	13kg
65530-02	TS2	HV300	230	280	210	220	140	15kg
65530-03	TS3	HV350 / 400	230	330	210	264	184	17kg

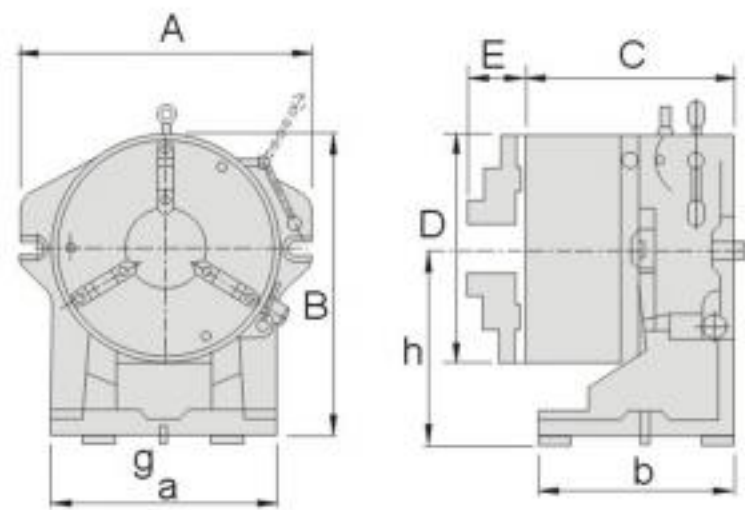
65540
CC
CC Simple Indexing Spacer

Features :

- ▶ Suitable for applying on milling, drilling and other machine tools where indexing function is required. Can be used both laterally and up-right.
- ▶ The master indexing plate has built-in 24 divisions, for divisions of 2,3,4,6,8,12 & 24 can also be achieved by apply the sub-plates.

Optional:

Tailstock: see order no. 65550



SIMPLE INDEXING SPACER

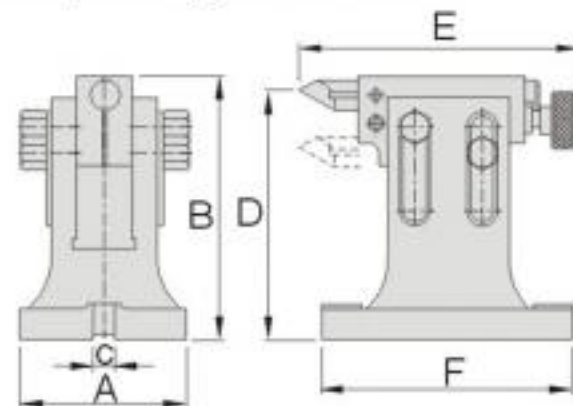
Unit:mm

Order No.	Model	A	B	C	D	E	a	b	h	g	Clamping Range	Thru.Hole Dia.		N.W.
												Plate	Chuck	
65540-06	CC6"	260	218	133	167	27	190	110	125	16	∅ 4~160	44	45	32
65540-08	CC8"	312	270	157	210	28	220	135	150	16	∅ 4~180	63	58	55

65550
TS
TS Tailstock

Features :

- ▶ Support the workpiece and ensure accurate alignment when apply vertically.
- ▶ Tailstock height and live center distance can be adjusted depending on demand.



Unit:mm

Order No.	Model	Compatible.	A	B	C	Center Height		E	F	N.W.
						Max.	Min.			
65550-04	TS4	CC6" & CS6"	125	147	16	138	115	194	177	8.2
65550-05	TS5	CC8" & CS8"	123	194	16	170	130	204	184	8.6

Simple Indexing Spacer

65560

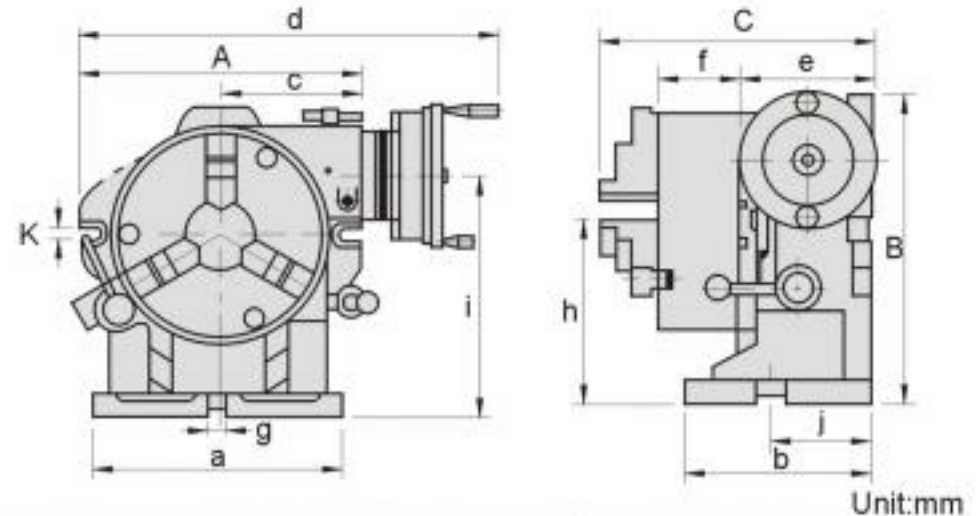
CS

Super Index Spacer



Features :

- ▶ Plain type Indexing Spacer is suitable for applying on milling, grinding and other machines which requires indexing facility.
- ▶ The master indexing plate has built-in 24 divisions, for divisions of 2,3,4,6,8, and 12 can also be achieved by apply the sub-plates.



Unit:mm

Order No.	Model	Dividable Number	Chuck				Face Plate	
			Outer Diameter	Inner Jaw	Outer Jaw	Inner Jaw	Outer Jaw	Thickness
65560-05	CS6"	2,3,4,6	167	4-42	10-155	44	203	50
65560-15	CS8"	8,12,24	210	4-62	10-180	63	254	58

Model	A	B	C	a	b	c	d	e	f	g	h	i	j	k	N.W.
CS6"	250	224	190	190	140	117	420	97	65	16	130	198	84	18	49.1kg
CS8"	310	295	212	225	160	142	460	108	76	16	160	245	95	18	68kg

65570

DP

Dividing Plate Set



FEATURES:

When using the Dividing plates (Dividing Mechanism) device, the indexing of 2 to 99 positions can be carried out accurately and rapidly with the use of two index plates, sector, crank handle, Etc.

No. of holes for DP-1:

Plate A	15,16,17,18,19,20
Plate B	21,23,27,29,31,33
Plate C	37,39,41,43,47,49

No. of holes for DP-1,2,3 & 4:

Plate A	26,28,30,32,34,37,38,39,41,43,44,46,47,49,51,53,57,59
Plate B	61,63,67,69,71,73,77,79,81,83,87,89,91,93,97,99

Unit:mm

Order No.	Model	Dividing plate set screw	Inner diameter of sector arm	Outer diameter of spring clip	Groove width in handle plate	Suitable for	N.W.
65570-01	DP1	PCD ϕ 32	21	18	9	HV-150	2.5
65570-02	DP2	PCD(3holes)	29	23	10	HV200/250	4
65570-03	DP3	PCD(3holes)	33	-	12	HV300/350/400	4
65570-04	DP4	PCD(3holes)	29	44	10	CS6"	4
65570-05	DP5	PCD(3holes)	29	44	10	CS8"	4

65580

HCM-2

HCM Superior Universal Dividing Head



Features :

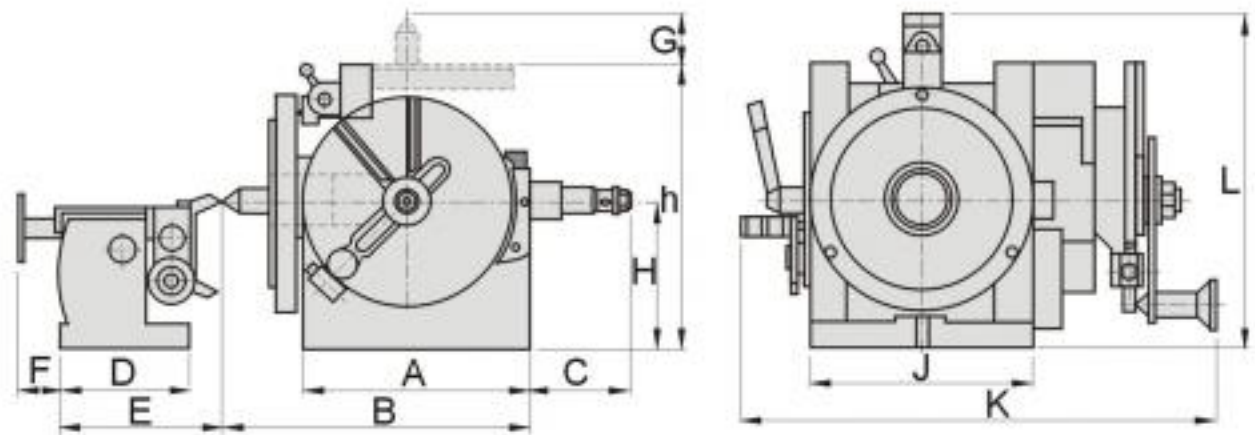
- ▶ Can be used for simple dividing and also for producing worms by utilizing the change gears and quadrant.
- ▶ 55.5mm though hole and MT6 Taper, it can also be tilted from 0 to 90°.
- ▶ The Spindle, Worm and Gear are made of high grade steel, hardened and preicison ground.
- ▶ The Tailstock is designed with a dovetail construction for high alignment accuracy and adjustment.
- ▶ Reduction ratio of 40:1, side index plate provides the unit.
- ▶ Providing divisions on face A of 24,25,28,30,34, 37,39,41,42&43.
- ▶ Providing divisions on face B of 46,47,49,51,53, 54,57,58,59,62,&66.
- ▶ Spiral shifting can provide 24,28,32,38,40,44,48, 56,64,82,86 and 100 teeth which is wide range to function.
- ▶ Each set consists of Center, Gear Quadrant, Change Gear Set, Tailstock and Dividing Plate.

Application:



Optional Accesorry:
 7 " 3-Jaw Chuck(Order No.66800-07)
 8 " 3-Jaw Chuck(Order No.66800-08)

Tailstock Center Height
 Max. 165mm
 Min. 38mm



Order No.	Model	A	B	C	D	E	F	G
65580	HCM-2	245	322	152	166	198	50	52

Unit:mm

Order No.	Model	H	h	J	K	L	N.W.
65580	HCM-2	143	278	194	465	290	132kg

SIMPLE INDEXING SPACER

Simple Indexing Spacer

65590

SD7

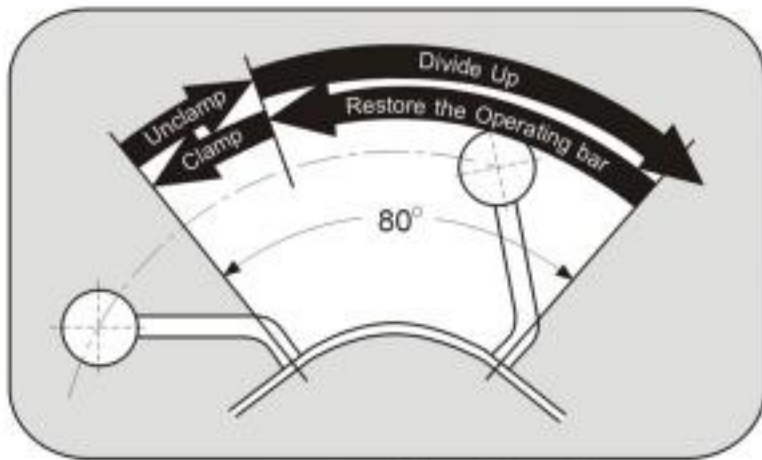
Super Divider



N.W. 32kg

OPTIONAL ACCESSORY:

- 7"-Jaw Chuck.



ø192 3-Jaw

3-Jaw Chuck Range
Inner Jaw... ø3.0~ø53mm
Outer Jaw... ø73~ø146mm



Caution:

1. Do not move the Lever until the Divider has been fitted on the machine table. The Lever can only be operated once the unit is clamped firmly on the machine.
2. Always return the Lever to the clamped position after each movement to prevent jamming
3. Do not force the Lever if it should be jammed through mis-operation, simply turn the Selector Pin to the passing position in order to free the Lever.
4. Do not commence machining until the plunger has stopped the Table from rotating and the Lever has been returned to the clamped position.

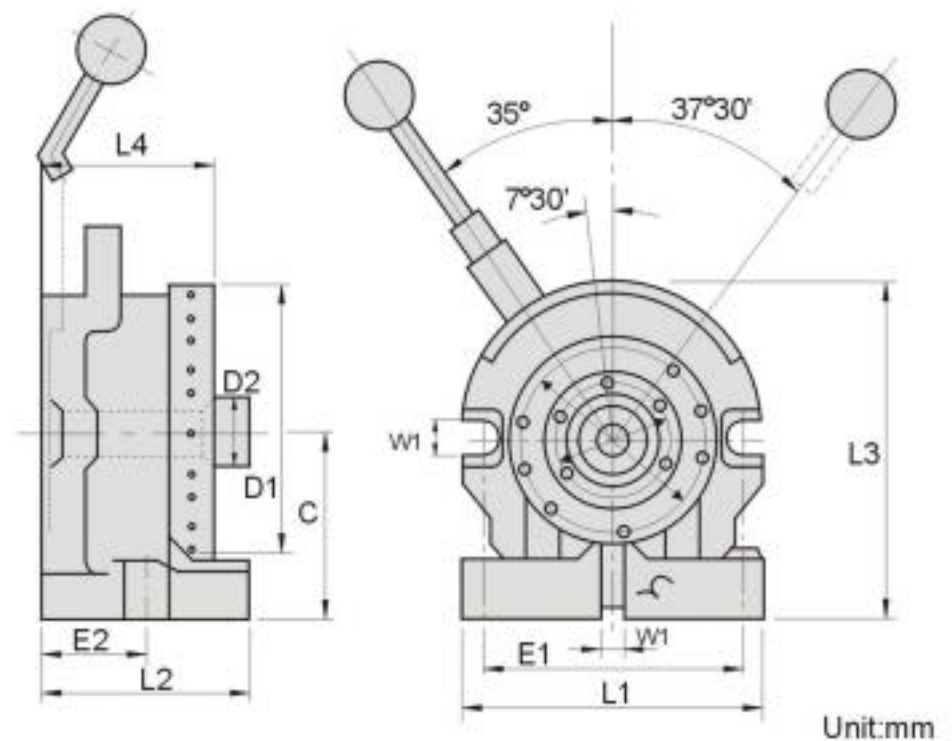
SPECIFICATIONS:

Order No.	Model	C	D1	E1	E2	W1
65590	SD7	138	192	230	80	16

Model	L1	L2	L3	L4	Loading Capacity	N.W.
SD7	260	160	273	132	Max.50kg	32kg

Features:

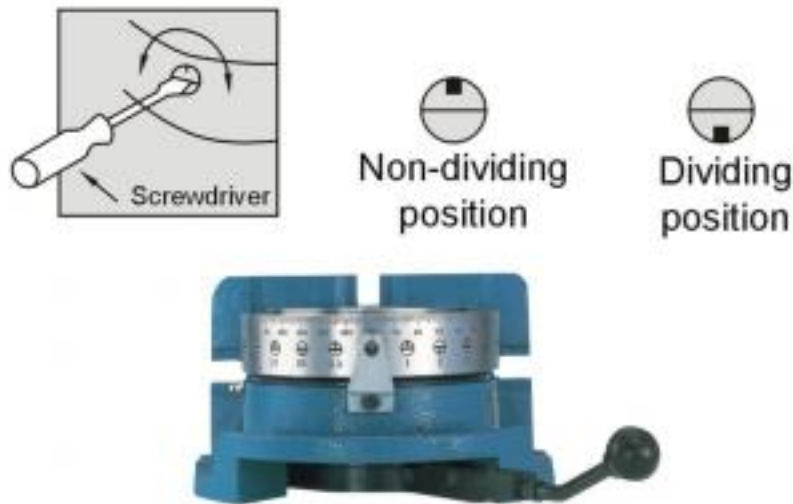
- ▶ The total operating process can be completed by using the Operating Bar.
The procedure is "unclamp" - "divide up" - "Restore the Operating Bar Automatic clamping", which can be finished at one step.
The Super Divider has sufficient and more powerful clamping force than that of conventional Divider.
- ▶ When dividing job is required, only turn the Select Pin at the side of circumference in the table by driver. It can be repeated several thousands times for continuous operation.
- ▶ Our Super Divider is especially designed to achieve smooth, efficient operation. It has been designed with new mechanism, not the traditional idea or theory.
- ▶ The Super Divider has dividing capability of 24 equal parts 2,3,6,8,12,24 and unequal dividing in 15 unit.



SIMPLE INDEXING SPACER

Easy Selection of Dividing Positions

The divisions are easily and quickly set by simply turning the Selector Pins through half a turn with a Screwdriver



One Action Positioning

Only one hand is required to unclamp, index and clamp the Table due to this design. Lever action is light and quick.




Operation

1. Set the divisions by turning the required Selector Pins through half a turn with a Screw Driver.
2. Moving the Lever clockwise will unclamp the Table and rotate it to the next selected division.
3. The Table will be stopped at the division by the plunger.
4. The Table is clamped when the Lever is returned to its original position.



Clamp Force Adjustment

1. Turn the divider to view the underside.
2. Loosen the 4 bolts in the slotted holes and rotate the plate in (+) direction to increase clamping force or in (-) direction to reduce the clamping force.
3. Place Lever in unclamped position and rotate the Table by hand to check the amount of clamping force on the Table by hand to check the amount of clamping force on the Table.
4. When the required clamping force has been set tighten the 4 Screws.



CAUTION

Do not move the Lever until the Divider has been fitted on the machine table. The Lever can only be operated once the unit is clamped firmly on the machine.

Always return the Lever to the clamped position after each movement to prevent jamming.

Do not force the Lever if it should be jammed through mis-operation, simply turn the Selector Pin to the passing position in order to free the Lever.

Do not commence machining until the plunger has stopped the Table from rotating and the Lever has been returned to the clamped position

Simple Indexing Spacer

65600

HUT300

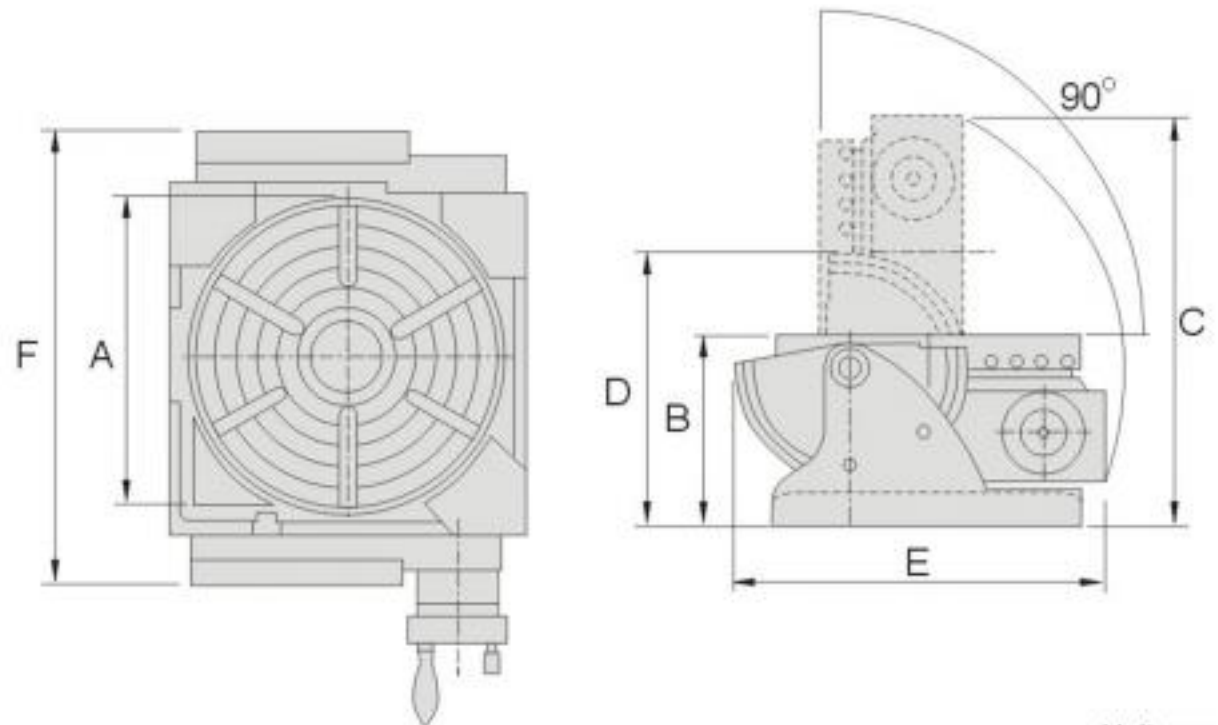
Universal Tilting Rotary Table

Features:

- ▶ Quick Manual Indexing.
Suitable for milling, boring, shaping, drilling, dividing, setting angles and circular cutting.
- ▶ Tilting range of 90° from horizontal to vertical position.
- ▶ 24 indexing holes around the edge of the table allow quick manual indexing.
- ▶ Graduations are large and clearly marked for quick and easy setting complex angles.
- ▶ Tailstock & Dividing plate set are optional.
- ▶ Compatible with 7, 8, or 9 inch Jaw Chucks.



SIMPLE INDEXING SPACER



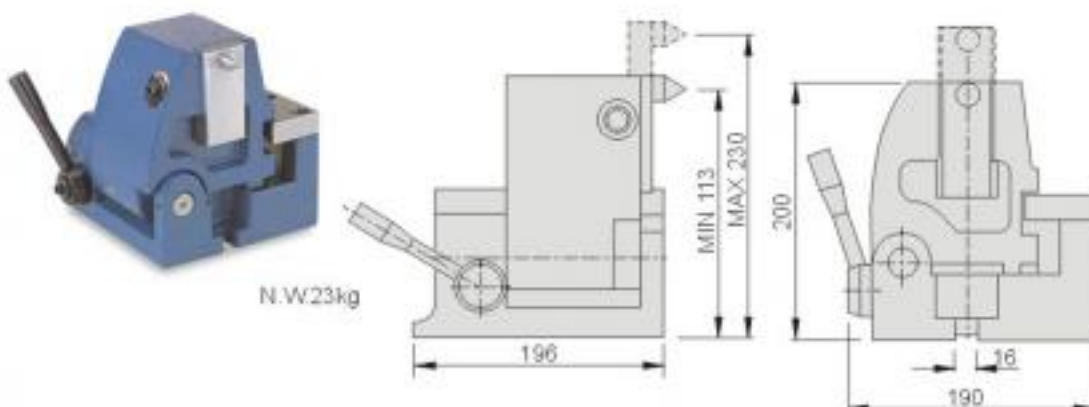
Unit:mm

Order No.	Model	A	B	C	Center Height D	E	F	Gear Ratio	Center Hole	Direct Indexing	N.W.
65600	HUT300	∅300	185	405	228	336	444	90:1	MT5	24-div	68.7kg

65600-01

HUT300TS

Tailstock



65600-02

HUT300DP

Dividing Plates Set



Number Of Holes:

- A Plate: 9, 28, 34, 41, 47, 10, 29, 35, 43, 49
- B Plate: 21, 31, 37, 44, 53, 26, 32, 38, 46, 59
- C Plate: 61, 71, 77, 83, 91, 67, 73, 79, 89, 97

65610 HPI Precision Index Table

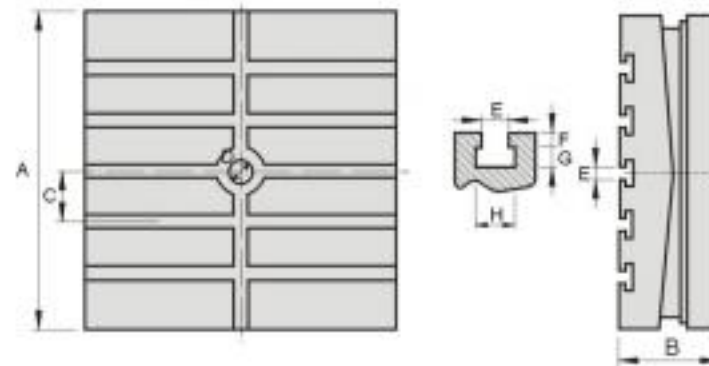


- STANDARD ACCESSORIES**
Supplied with these tables are:
- AIR COUPLER for connection to air supply
 - 3M RUBBER PIPE
 - Set of 4 CLAMPING BLOCKS

Curved Coupling Gear made of HIGH GRADE BEARING STEEL providing rigidity and super high precision.

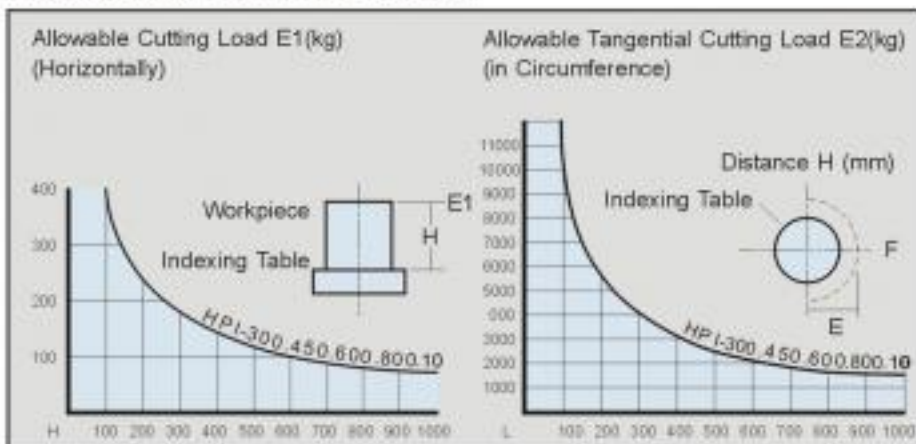
Features :

- ▶ **PRECISION INDEXING TABLES** are constructed with an AIR CYLINDER between the mating surfaces. This system reduce friction and even when heavy loads are applied to the table. It ensures that manual rotation is almost effortless. This system also ensures that the highest accuracy and repeatability are achieved.
- ▶ Rotation is very quick, taking less than 3 seconds to reposition the table.
- ▶ **HEAVY DUTY CONSTRUCTION** built of FC35 CAST IRON suitable for heavy cutting.



SIMPLE INDEXING SPACER

PERMISSIBLE CUTTING FORCE



SPECIFICATIONS (Material: FCD 55 Ductile Iron)

Order NO.	65610-01		65610-02		65610-03		65610-04		65610-05	
	mm	inch	mm	inch	mm	inch	mm	inch	mm	inch
Model	HPI-300		HPI-450		HPI-600		HPI-800		HPI-1000	
Unit	mm	inch	mm	inch	mm	inch	mm	inch	mm	inch
A	300	12	450	18	600	24	800	31	1000	40
B	130	5 1/8	160	6 1/8	200	7 7/8	280	11	300	12
C	100	4	100	4	100	4	100	4	125	5
D	25	1	30	1 3/16	40	1 1/2	65	2 9/16	60	2 3/8
E	14	9/16	18	11/16	20	3/4	22	7/8	22	7/8
F	14	9/16	16	5/8	20	3/4	23	15/16	23	15/16
G	12	15/32	12	15/32	14	9/16	15	19/32	15	19/32
H	25	1	30	1 1/16	34	1 3/8	38	1 1/2	38	1 1/2

SPECIFICATIONS

Order NO.	65610-01	65610-02	65610-03	65610-04	65610-05
Model	HPI-300	HPI-450	HPI-600	HPI-800	HPI-1000
1 LXW	300x300 (12"x12")	450x450 (18"x18")	600x600 (24"x24")	800x800 (32"x32")	1000x1000 (40"x40")
2 Height	130(5 1/8")	150(6")	200(7 7/8")	280(11")	300(12")
3 Spindle hole	25(1")	30(1 1/4")	40(1 1/2")	65(2 3/8")	60(2 3/8")
4 T-Slot	14(9/16")	18(1 1/16")	20(3/4")	22(7/8")	22(7/8")
5 Driving	Longitudinal	Lair Pressure 5~8kgs/cm ²			
	Revolving	Manual			
6 Maximum load weight vertically in theory	1200 (2645 lb)	2400 (5221 lb)	3400 (7496 lb)	4500 (9920 lb)	6000 (13225 lb)
7 Allowable load weight(kg)	500 (1102 lb)	1000 (2205 lb)	2000 (4409 lb)	3000 (6614 lb)	5000 (11021 lb)
8 Number of division	Divisor of 24 2,3,4,6,8,12	Divisor of 74(2,3,4,6,8,12,18,24,36,72) and divisions by integers of 5° angles, custom-made orders for special dividing integers.			
9 Table rotation	Clockwise and anticlockwise				
10 Division (second)	Divide into 24 or anticlockwise				
11 Weight(kg)	90	200	460	900	1200
12 Work Table travel loosen	5			8	
13 Clamping Force	1500kg	2200kg	3200kg	5400kg	5400kg

Angle Plate

65620

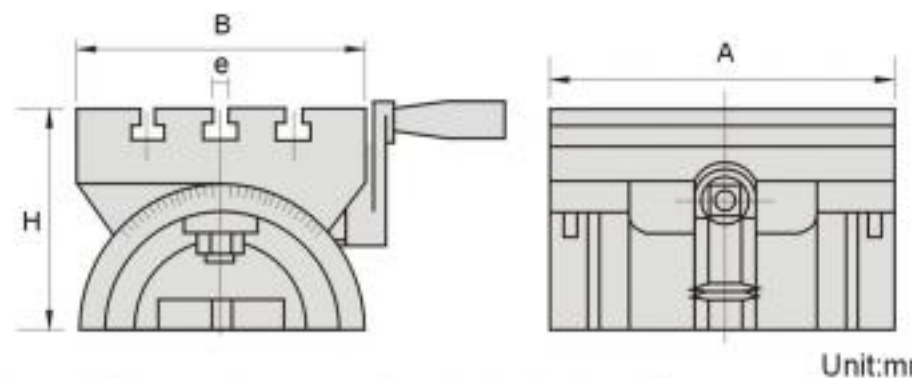
HAP

HAP Angle Plate (Sine Plate)



Features:

- ▶ Special design for setting angles in different machines.
- ▶ Compact design for large work space.
- ▶ Tilting angle range: left & right 45°.
- ▶ Graduation reading is simple and accurate.



Unit:mm

Order No.	Model	B	A	H	T-Slot	N.W.
					e	
65620-01	HAP180	130	180	91	12	7.5
65620-02	HAP250	178	250	133	12	22.5
65620-03	HAP380	260	380	185	16	69
65620-04	HAP600	310	600	205	18	132

65630

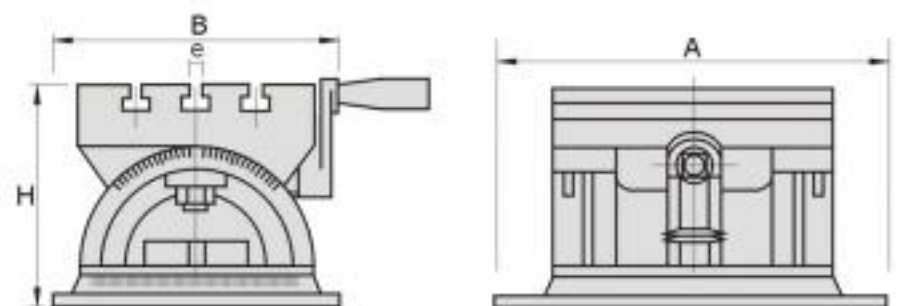
HAPS

HAP Angle Plate with Swivel Base



Features:

- ▶ Special design for setting angles in different machines.
- ▶ Compact design for large work space.
- ▶ Tilting angle range: left & right 45°.
- ▶ Graduation reading is simple and accurate.
- ▶ Swivel base enable 360° enables any possible angles.



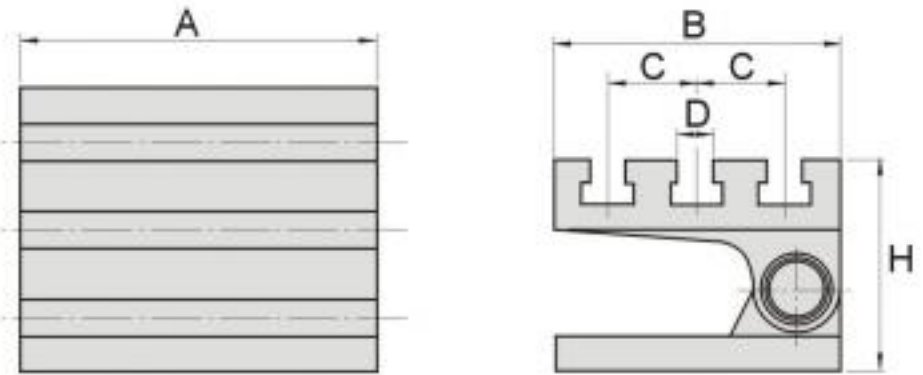
Unit:mm

Order No.	Model	B	A	H	T-Slot	N.W.
					e	
65630-01	HAP180S	220	265	135	12	12kg
65630-02	HAP250S	305	350	185	12	40kg
65630-03	HAP380S	436	490	240	16	100kg

65640
HSAP
Tilting Angle Plate

Features :

- ▶ Suitable for drilling, milling machine, fast angle setting and adjusting.
- ▶ Tilting angle from -30° to 90° .



Unit:mm

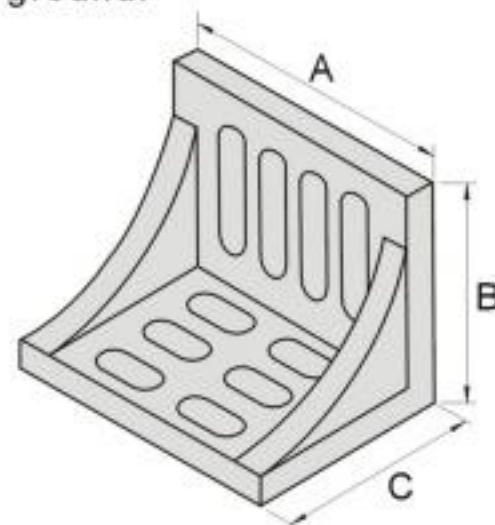
Order No.	Model	A	B	C	D	H	N.W.
65640-01	HSAP-1	204	154	46	13	116	12kg
65640-02	HSAP-2	256	204	64	16	170	26kg
65640-03	HSAP-3	306	254	68	16	193	45kg
65640-04	HSAP-4	386	308	80	16	210	78kg

ANGLE PLATE

65650
HL
Slotted Angle Plate

Features :

- ▶ Precision ground.



Unit:mm

Order No.	Model	A	B	C	N.W.
65650-01	HL-100	112	85	75	2kg
65650-02	HL-150	150	125	112	3.5kg
65650-03	HL-200	200	150	125	7kg
65650-04	HL-250	250	200	150	12kg
65650-05	HL-300	300	228	200	25kg

Milling Machine Accessories

65700

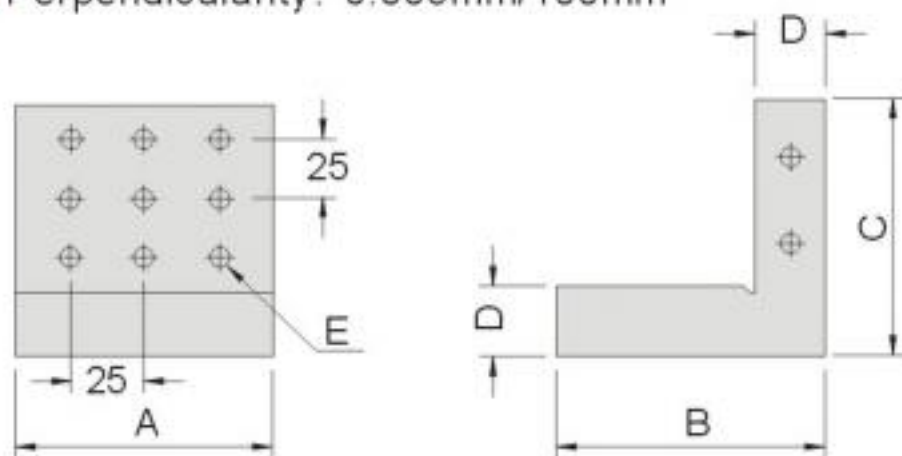
LA

Right Angle Plates



Features:

- ▶ Precision ground and accurate angle.
- ▶ Material, YK30, HRC52°~58°
- ▶ Parallelism: 0.003mm/100mm
- ▶ Perpendicularity: 0.005mm/100mm



Unit:mm

Order No.	Model	A	B	C	D	E	N.W.
65700-34	LA34	75	75	100	25	M6x1.0	2.5kg
65700-44	LA44	100	100	100	25		3.4kg
65700-46	LA46	100	100	150	25		4.3kg
65700-62	LA62	200	120	200	40		17.5kg
65700-65	LA65	300	150	300	50	M8x1.25	45.5kg

65710

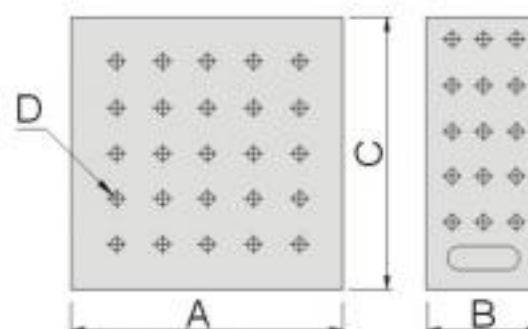
LB

Right Angle Plates



Features:

- ▶ Precision ground and accurate angle.
- ▶ Screw holes are made for fixing mold fixture.
- ▶ Material, SK2, HRC52°~58°
- ▶ Parallelism: 0.003mm/100mm
- ▶ Perpendicularity: 0.005mm/100mm



Unit:mm

Order No.	Model	A	B	C	D	N.W.
65710-150	LB150	150	63	150	M8XP1.25	10.5kg
65710-200	LB200	200	73	200		22.4kg
65710-250	LB250	250	83	250		39.7kg
65710-300	LB300	300	93	300		64.5kg

65720
GC10,12
Angle Block Set

Features:

- ▶ Suitable for inspection or calibrating angles.
- ▶ Light magnetized for better holding when measuring.
- ▶ Utilised as angle fixture on grinding machine.
- ▶ Accuracy: $\pm 10''$
- ▶ Material, S50C, HRC52°~55°
- ▶ Size: 3" long and 1/4" thick

Order No.	Model	Specification	Set	N.W.
65720-10	GC10	1°, 2°, 3°, 4°, 5°, 10°, 15°, 20°, 25°, 30°	10pcs	0.5kg
65720-12	GC12	1/4°, 1/2°, 1°, 2°, 3°, 4°, 5°, 10°, 15°, 20°, 25°, 30°	12pcs	0.6kg

65730
GC20
Universal Angle Block Set

Features:

- ▶ Suitable for inspection or calibrating angles.
- ▶ Utilised as angle fixture on grinding machine.
- ▶ Accuracy: $\pm 10''$
- ▶ Material, S50C, HRC52°~55°
- ▶ Size: 3" long and 1/4" thick

Order No.	Model	Specification	Set	N.W.
65730	GC20	1/2° 1° 2° 3° 4° 5° 10° 15° 30°	9pcs	1.5kg

65740
ZT02-10
Universal Angle Block Set

Features:

- ▶ Suitable for inspection or calibrating angles.
- ▶ Utilised as angle fixture on grinding and milling machine.
- ▶ Accuracy: $\pm 10''$
- ▶ Material, S50C, HRC52°~55°
- ▶ Size: 3" long and 1/4" thick

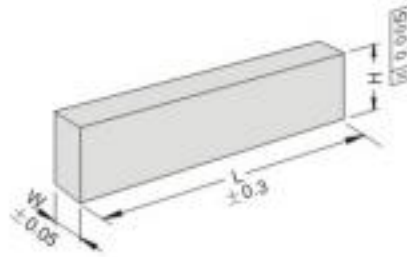
Order No.	Model	Specification	Set	N.W.
65740	ZT02-10	0° 1/4° 1/2° 1° 2° 3° 4° 5° 10° 15° 20° 25° 30° 35° 40° 45° 0°	17pcs	1.5kg

Milling Machine Accessories

65750

P85

Precision Parallel Set



N.W. 5.5kg

Features :

- ▲ Accuracy: $H \pm 0.01\text{mm}$ Parallelism: $H \pm 0.005\text{mm}$
- ▲ Hardness: HRC52°~58°
- ▲ 9 pairs in a set.

Unit:mm

WxHxLxPCS
8.5x14x150x2
8.5x16x150x2
8.5x20x150x2
8.5x24x150x2
8.5x30x150x2
8.5x32x150x2
8.5x36x150x2
8.5x40x150x2
8.5x44x150x2

65760

P100

Precision Parallel Set



N.W. 10.3kg

Features :

- ▲ Accuracy: $H \pm 0.01\text{mm}$ Parallelism: $H \pm 0.005\text{mm}$
- ▲ Hardness: HRC52°~58°
- ▲ 9 pairs in a set.

Unit:mm

WxHxLxPCS
5x16x100x2
6x18x100x2
8x24x100x2
10x30x100x2
12x36x150x2
14x48x150x2
18x60x150x2
22x62x150x2

Unit:mm

WxHxCxLxPCS
15x31x2.5x200x2



65770

P150

Precision Parallel Set



N.W. 9.2kg

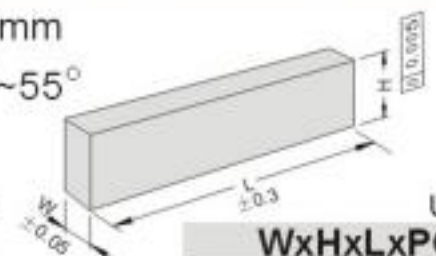
Features :

- ▲ Accuracy: $H \pm 0.01\text{mm}$
- ▲ Hardness: HRC48°~55°
- ▲ 14 pairs in a set.

Unit:mm

WxHxLxPCS
10x14x150x2
10x16x150x2
10x18x150x2
10x20x150x2
10x22x150x2
10x24x150x2
10x26x150x2

Unit:mm



WxHxLxPCS
10x28x150x2
10x30x150x2
10x32x150x2
10x35x150x2
10x40x150x2
10x45x150x2
10x50x150x2

65771 P200 Precision Parallel Set



Features:

- Accuracy: H ± 0.01mm Parallelism: ± 0.005mm
- Hardness: HRC52°~58°
- Material: Alloy Tool Steel. 20 pairs in a set.

Unit:mm

Order No.	Model	WxHxL
65771	P200	2x(5,10,15,20)x100
		3x(6,11,16,21)x100
		4x(7,12,17,22)x100
		5x(8,13,18,23)x100
		6x(9,14,19,24)x100

N.W. 1.92kg

65772 P250 Precision Parallel Set



Features:

- Accuracy: H ± 0.01mm Parallelism: ± 0.005mm
- Hardness: HRC52°~58°
- Material: Alloy Tool Steel. 24 pairs in a set.

Unit:mm

Order No.	Model	WxHxL
65772-01	P250-1	8x(11,16,21,26,31,36)x125
		12x(15,20,25,30,35,40)x125
65772-02	P250-2	10x(13,18,23,28,33,38)x125
		14x(17,22,27,32,37,42)x125

P250-1+P250-2=P250

65773 P300 Precision Parallel Set



Features:

- Accuracy: H ± 0.01mm Parallelism: ± 0.005mm
- Hardness: HRC52°~58°
- Material: Alloy Tool Steel. 24 pairs in a set.

Unit:mm

Order No.	Model	WxHxL
65773-01	P300-1	8x(11,16,21,26,31,36)x150
		12x(15,20,25,30,35,40)x150
65773-02	P300-2	10x(13,18,23,28,33,38)x150
		14x(17,22,27,32,37,42)x150

P300-1+P300-2=P300


MILLING MACHINE ACCESSORIES

Milling Machine Accessories

65774

P30

Precision Parallel Set



Features :

- ▲ Accuracy: H \pm 0.01mm Parallelism: \pm 0.005mm
- ▲ Hardness: HRC52 $^{\circ}$ ~58 $^{\circ}$
- ▲ Material: Alloy Tool Steel. 4 pairs in a set.


Unit:mm

Order No.	Model	WxHxL
65774	P30	4.6x25x150
		4.6x31x150
		4.6x38x150
		4.6x44x150

65776

P40

Precision Parallel Set



Features :

- ▲ Accuracy: H \pm 0.01mm Parallelism: \pm 0.005mm
- ▲ Hardness: HRC52 $^{\circ}$ ~58 $^{\circ}$
- ▲ Material: Alloy Tool Steel. 4 pairs in a set.

Unit:mm

Order No.	Model	WxHxL
65776	P40	12.5x25x150
		12.5x31x150
		12.5x38x150
		12.5x44x150

65778

P50

Precision Parallel Set



Features :

- ▲ Accuracy: H \pm 0.01mm Parallelism: \pm 0.005mm
- ▲ Hardness: HRC52 $^{\circ}$ ~58 $^{\circ}$
- ▲ Material: Alloy Tool Steel. 9 pairs in a set.

Unit:mm

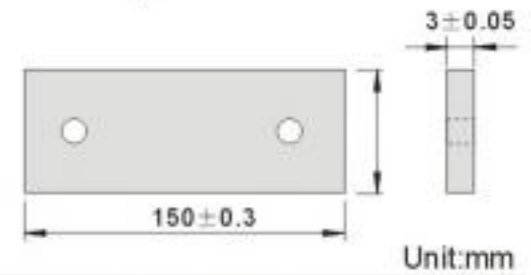
Order No.	Model	WxHxL
65778	P50	6x19x150
		6x22x150
		6x25x150
		6x28x150
		6x31x150
		6x35x150
		6x38x150
		6x41x150
		6x44x150

65780
P60
Precision Parallel Set


N.W. 2.2kg

Features :

- ▶ Accuracy: $H \pm 0.01\text{mm}$ Parallelism: $\pm 0.005\text{mm}$
- ▶ Hardness: HRC52°~58°
- ▶ Material: Alloy Tool Steel. 10 pairs in a set.



Unit:mm

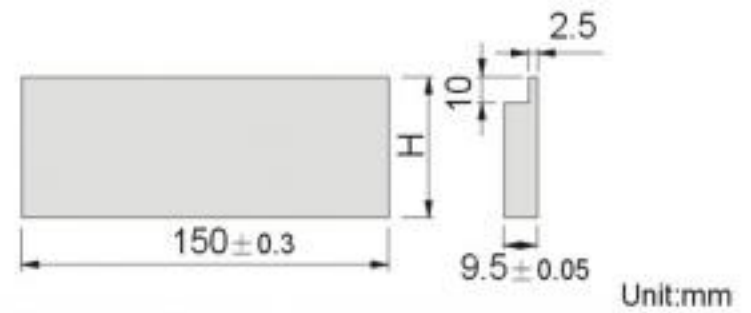
Order No.	Model	Specification									
		$H \pm 0.01$									
65780	P60	13	16	19	22	25	28	31	35	38	41

65790
P70
Precision Parallel Set

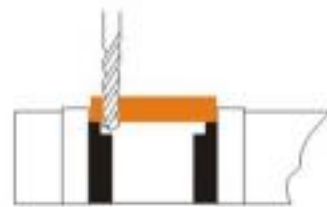

N.W. 4.06kg

Features :

- ▶ Accuracy: $H \pm 0.01\text{mm}$ Parallelism: $\pm 0.005\text{mm}$
- ▶ Hardness: HRC52°~58°
- ▶ Material: Alloy Tool Steel. 6 pairs in a set.



Unit:mm



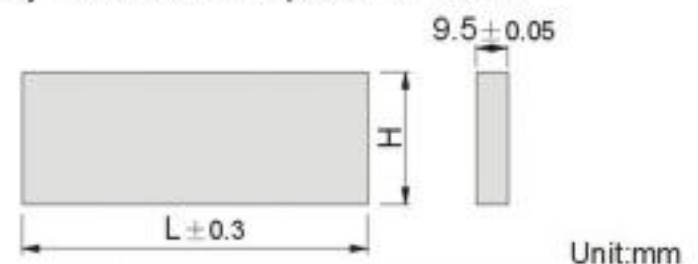
Order No.	Model	Specification					
		$H \pm 0.01$					
65790	P70	25	30	35	40	45	48

65800
P80
Precision Parallel Set

 N.W. 4.95kg(P80-1)
 N.W. 8.40kg(P80-2)

Features :

- ▶ Accuracy: $H \pm 0.01\text{mm}$ Parallelism: $\pm 0.005\text{mm}$
- ▶ Hardness: HRC52°~58°
- ▶ Material: Alloy Tool Steel. 6 pairs in a set.



Unit:mm

Order No.	Model	Specification						
		$H \pm 0.01$						
65800-01	P80-1	25	30	35	40	45	48	150
65800-02	P80-2	35	40	45	50	55	58	200

Machine Tool Fixture

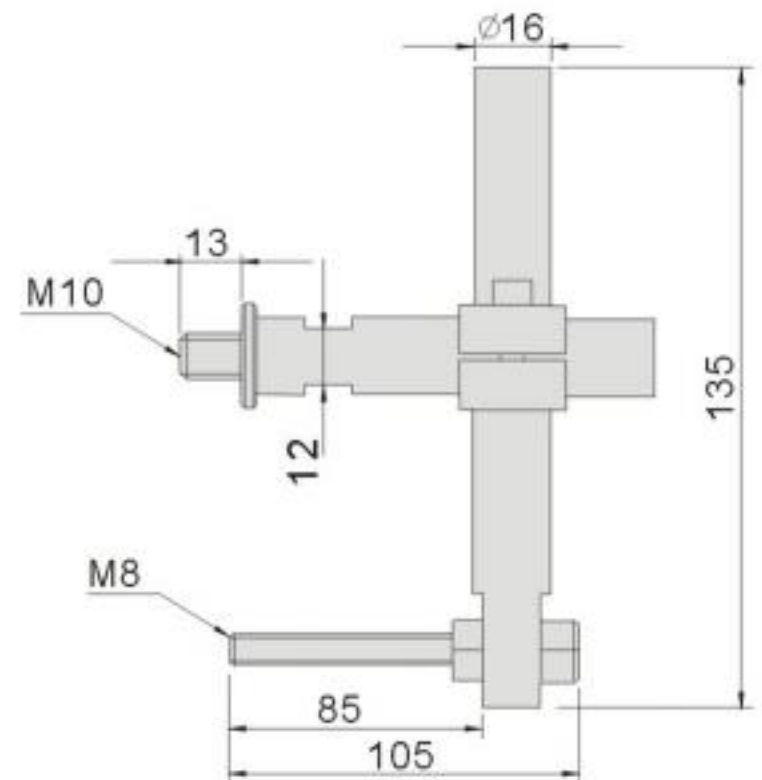
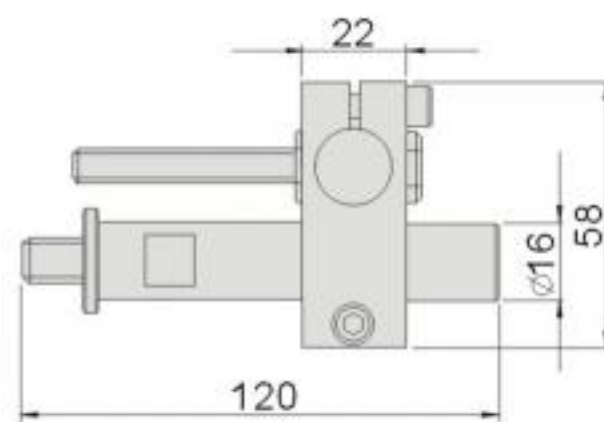
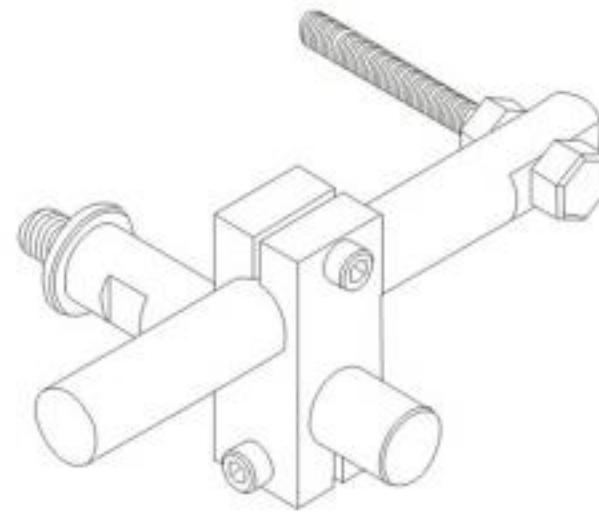
65810

LT

Vise Work Stopper

Features:

- Material: Iron with painted colour.



Application Examples:



65830
T
Aluminum Slot Cover For Milling Table

Application Examples:

Features:

- ▶ Effective item for saving cleaning time.

Unit:mm

Order No.	Model	L	W	H	Pcs/Set	N.W.
65830-01	T-10	300	10	8	6	0.25kg
65830-02	T-12	400	12	8	6	0.50kg
65830-03	T-14	400	14	10	6	0.68kg
65830-04	T-16	400	16	10	6	0.90kg
65830-05	T-18	450	18	10	6	1.28kg
65830-06	T-20	1000	20	10	5	3.50kg
65830-07	T-22	1000	22	14	5	4.30kg
65830-08	T-24	1000	24	14	5	5.10kg
65830-09	T-28	1000	28	14	5	6.90kg
65830-10	T-36	1000	36	14	5	11.50kg

 MACHINE TOOL
 FIXTURE

65840
AMS
Work Stop Tool
Application Examples:


Typical Application

Features:

- ▶ Fast, accurate positioning on many positions.
- ▶ Suitable for locking in any general machines.
- ▶ Operation easy and freely adjusted height and direction.



AMS-160A

AMS-160AH

AMS-160B

AMS-160BH



Unit:mm

Order No.	Model	Compatible	N.W.	G.W.	Package Size
65840-160A	AMS-160A	All types machines	0.80kg	0.96kg	41x29.5x20cm
65840-160AH	AMS-160AH		0.90kg	1.06kg	41x29.5x20cm
65840-160B	AMS-160B		0.62kg	0.78kg	41x29.5x20cm
65840-160BH	AMS-160BH		0.72kg	0.88kg	41x29.5x20cm

Machine Tool Fixture

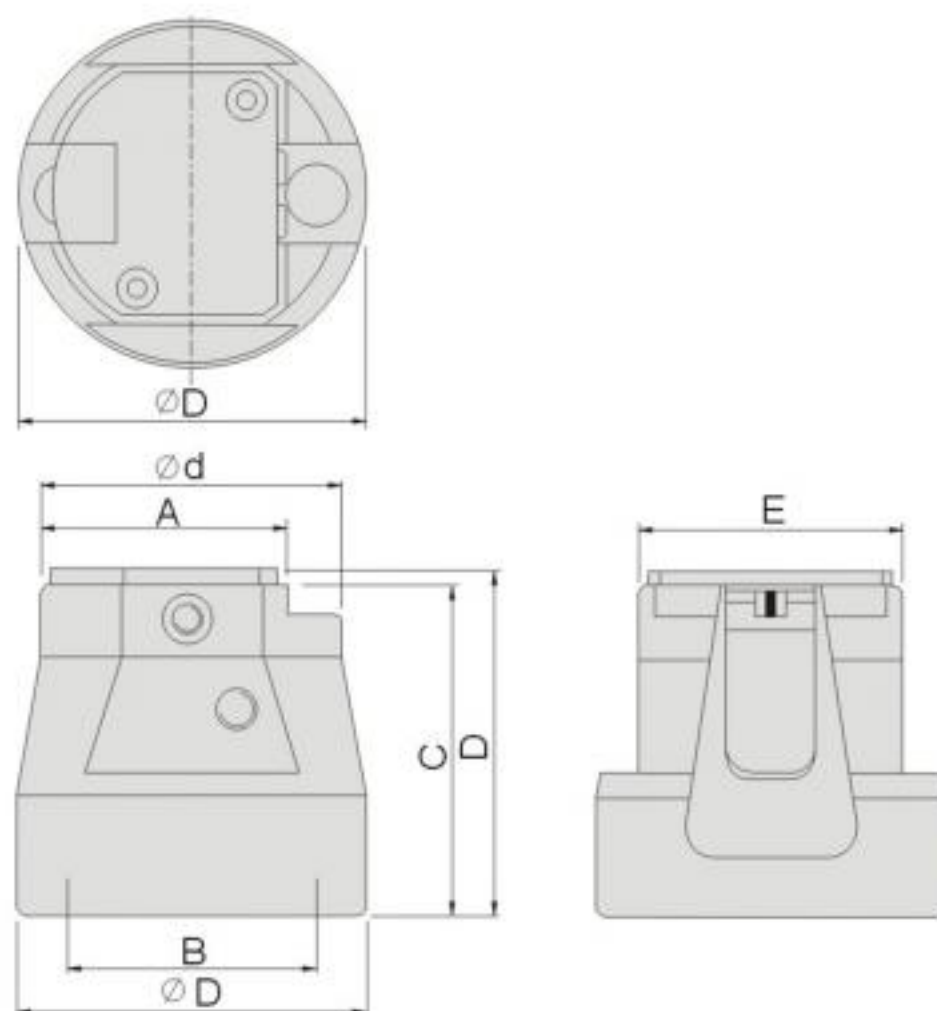
65845 EC Lateral Clamp



Features:

- ▶ Suitable for machining center, milling, vertical lathe to clamp workpiece for side processing.
- ▶ Larger workpiece can apply jack support to eliminate the vibration generated while processing.
- ▶ Special clamping design, both lateral force and parallel force to clamp tight.
- ▶ Compact design for less interference with cutting tools.
- ▶ Easy loading and unloading workpieces, increase efficiency.

Application Examples:



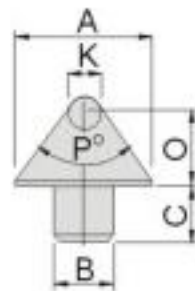
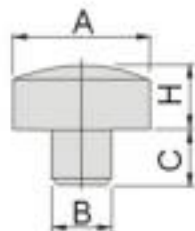
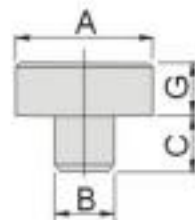
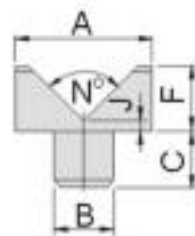
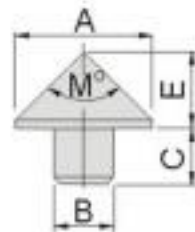
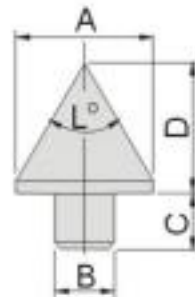
Unit:mm

Order No.	Model	$\varnothing D$	$\varnothing d$	A	B	C	D	E	N.W.
65845	EC-65	$\varnothing 70$	$\varnothing 60$	49	50	67	70	53	1.6kg

Note:MOQ 4 pcs

Features:

- ▶ Suitable for enlarging supporting area.
(Suitable for FS-S, MSS spec.)



Order No.	Model
65850-01-1	KT1A
65850-02-1	KT1B

Order No.	Model
65850-01-2	KT2A
65850-02-2	KT2B

Order No.	Model
65850-01-3	KT3A
65850-02-3	KT3B

Order No.	Model
65850-01-4	KT4A
65850-02-4	KT4B

Order No.	Model
65850-01-5	KT5A
65850-02-5	KT5B

Order No.	Model
65850-01-6	KT6A
65850-02-6	KT6B

Application Examples:


Unit:mm

Model	A	B	C	D	E	F	G	H	J	K	L	M	N	O	P
KT1A to KT6A	25	11	10	24	14	12	10	12	2	6	60°	90°	90°	14.5	70°
KT1B to KT6B	30	11	10	31	20.5	14	14	14	2	8	60°	90°	90°	19	70°

Machine Tool Fixture

65852 PW Wrench for Support Jack

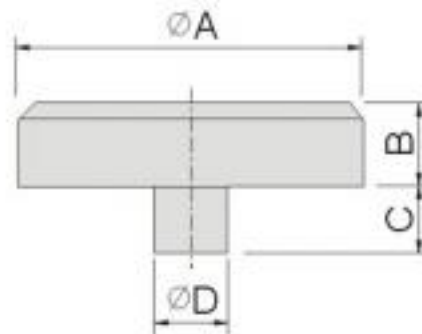


Application Examples:

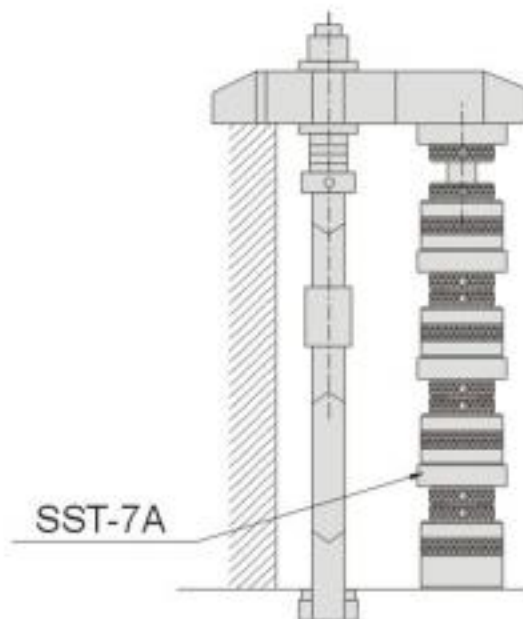


Order No.	Model	Compatibility
65852-01	PW-3505	MSS-85、FS-70S
65852-02	PW-4007	MSS-110、FS-100S
65852-03	PW-4507	MSS-165、FS-150S
65852-04	PW-5008	MSS-265、FS-250S

65854 SST7A~7D Supporter Holder



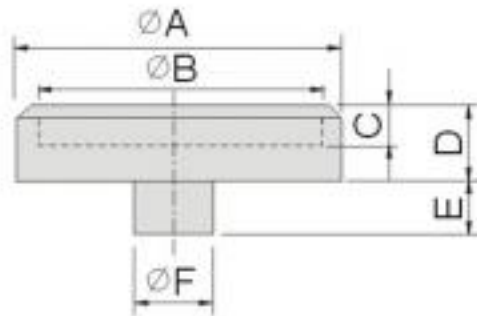
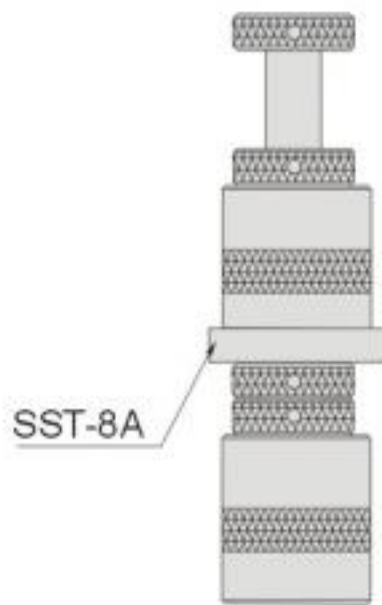
Examples:



Features:

- ▶ Suitable for enlarge supporting surface. . (Suitable for FS-S, MSS spec.)

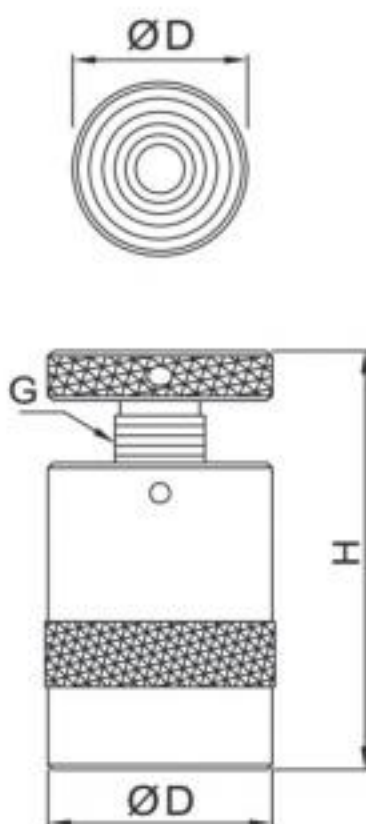
Order No.	Model	Unit:mm				N.W.
		A	B	C	D	
65854-01	SST-7A	48	10	10	11	0.15kg
65854-02	SST-7B	54	12	10	11	0.26kg
65854-03	SST-7C	58	15	10	11	0.32kg
65854-04	SST-7D	64	20	10	11	0.45kg

65856
SST8A~8D
Supporter Holder

Examples:

Features:

- ▶ Suitable for raising height support. (Suitable for FS-S & MSS models.)

Unit:mm

Order No.	Model	A	B	C	D	E	F	N.W.
65856-01	SST-8A	46	40	4	8	10	11	0.08kg
65856-02	SST-8B	52	45	4	9	10	11	0.1kg
65856-03	SST-8C	58	50	5	10	10	11	0.14kg
65856-04	SST-8D	70	60	6	12	10	11	0.23kg

**MACHINE TOOL
FIXTURE**
65860
FK
Spiral Type Support Jack

Features:

- ▶ Spiral shape surface design, workpiece is fixed steadily.

Applications:


Unit:mm

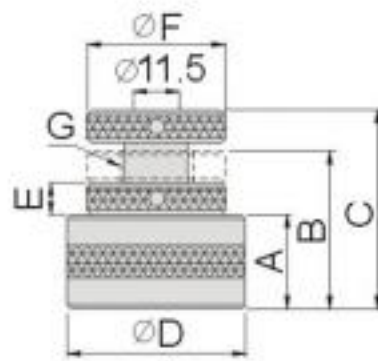
Order No.	Model	H stroke	D	G	Capacity (kn)	N.W.
65860-01	FK-40	40~50(10)	49	Tm32x3	60	0.47kg
65860-02	FK-50	50~62(12)	49	Tm32x3	80	0.65kg
65860-03	FK-60	60~78(18)	49	Tm32x3	100	0.73kg
65860-04	FK-80	80~105(25)	63	Tm40x4	160	1.60kg
65860-05	FK-100	100~145(45)	63	Tm40x4	160	1.90kg
65860-06	FK-130	130~200(70)	63	Tm40x4	160	2.68kg
65860-07	FK-160	160~260(100)	63	Tm40x4	160	3.28kg

Machine Tool Fixture

65862

MSS

Support Jack With Magnetics



Features:

- ▶ Can be applied laterally or vertically.
- ▶ Built-in magnets design, easy to clean chips
- ▶ Larger supporting area can apply support holder SST7A
- ▶ Higher supporting area can apply support holder SST8A

Examples:



Note: MOQ 2 pcs

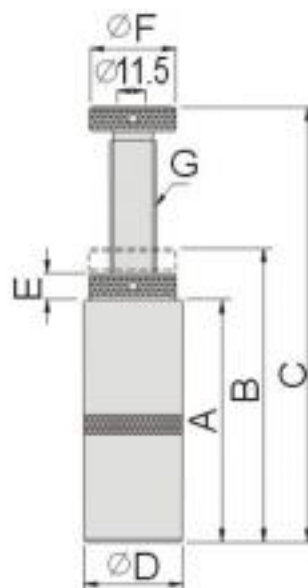
Unit:mm

Order No.	Model	A	B~C stroke	D	E	F	G	Capacity (kn)	N.W.
65862-01	MSS-50	24	40~50	45	8	35	Tr18x2	80	0.41kg
65862-02	MSS-65	34	50~65	45	8	35	Tr18x2	80	0.54kg
65862-03	MSS-85	49	65~85	45	8	35	Tr20x3	80	1.03kg
65862-04	MSS-110	63	85~110	45	12	40	Tr25x4	150	1.75kg
65862-05	MSS-165	85	110~165	50	12	45	Tr25x4	150	2.93kg
65862-06	MSS-265	135	165~265	60	15	50	Tr32x5	200	6.23kg
65862-07	MSS-300	170	265~300	60	15	50	Tr32x5	200	7.50kg

65864

FS-S

Support Jack



Features:

- ▶ Larger supporting area can apply support holder SST7A
- ▶ Higher supporting area can apply support holder SST8A

Note: MOQ 2 pcs

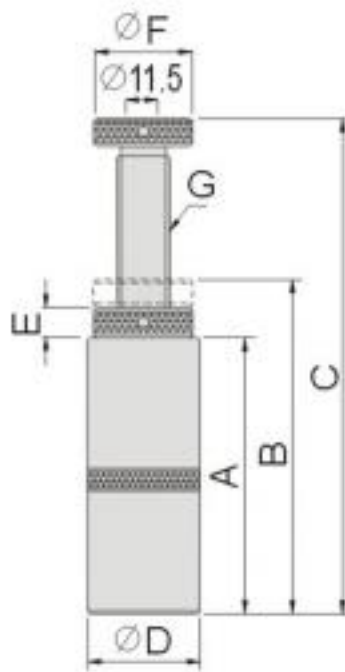
Unit:mm

Order No.	Model	A	B~C stroke	D	E	F	G	Capacity (kn)	N.W.
65864-01	FS-50S	21	37~50	40	8	35	Tr20x3	80	0.56kg
65864-02	FS-70S	32	50~70	40	8	35	Tr20x3	80	0.78kg
65864-03	FS-100S	46	70~100	45	12	40	Tr20x3	80	1.47kg
65864-04	FS-150S	70	100~150	50	12	45	Tr25x4	150	2.65kg
65864-05	FS-250S	120	150~250	60	15	50	Tr32x5	200	5.64kg
65864-06	FS-300S	170	200~300	60	15	50	Tr32x5	200	7.17kg

65870
FS400~1000T
Large Support Jack

Features:

- ▶ Suitable for larger workpiece, convenient operation.



Application



Note:MOQ 2 pcs

Unit:mm

Order No.	Model	A	B~C stroke	D	E	F	G	Capacity (kn)	N.W.
65870-01	FS-400T	270	300~400	70	15	60	M36x4	300	6.1kg
65870-02	FS-500T	370	400~500	70	15	60	M36x4	300	6.8kg
65870-03	FS-600T	470	500~600	70	15	60	M36x4	300	8.6kg
65870-04	FS-700T	570	600~700	70	15	60	M36x4	300	9.7kg
65870-05	FS-800T	670	700~800	70	15	60	M36x4	300	10.5kg
65870-06	FS-900T	770	800~900	70	15	60	M36x4	300	13.4kg
65870-07	FS-1000T	870	900~1000	70	15	60	M36x4	300	15kg

Machine Tool Fixture

65880

CK

Assembly Clamping Kit



Features:

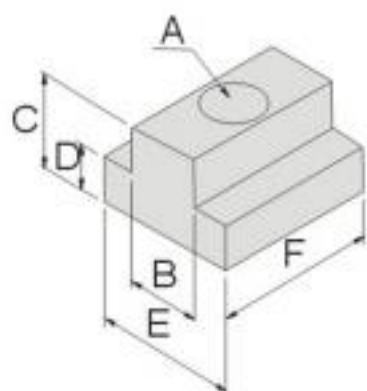
- Suitable for applying any type of machines to clamp mold & fixtures.
- Material: S45C and Hardened HRC30°~35°. Surface Finish: Black Oxide
52 pcs / set

Clamp Stub:

Inch: L= 3", 4", 5", 6", 7", 8" x 4 pcs each

Metric: L= 75, 100, 125, 150, 175, 200mm x 4 pcs each

Package	52 pcs combination
Clamping Stub	24PCS
T-Slot Nut	6PCS
Flange Nut	6PCS
Extension Nut	4PCS
Step Clamp	3sets(6PCS)
Step Clamp	6sets(12PCS)



Order No.	Model	A	B	C	D	E	F	T	Package
65880-01	CK-8P	M8X1.25	9.7	12	6	16	20	25	Plastic Rack
65880-02	CK-10P	M10X1.5	11.5	12	6.8	17.5	22	25	
65880-03	CK-12A1P	M12X1.75	13.8	15.9	8	22	28	25	
65880-04	CK-12A2P	M12X1.75	15.5	16	8	25	28	25	
65880-05	CK-12B1P	M12X1.75	13.8	15.9	8	22	28	32	
65880-06	CK-12B2P	M12X1.75	15.5	16	8	25	28	32	
65880-07	CK-14AP	M14X2.0	15.5	16	8	25	28	25	
65880-08	CK-14BP	M14X2.0	15.5	16	8	25	28	32	
65880-09	CK-16AP	M16X2.0	17.5	19	11	28	31	25	
65880-10	CK-16BP	M16X2.0	17.5	19	11	28	31	32	
65880-11	CK-18W	M18X2.5	19.5	24	12	32	38	38	Wooden Rack
65880-12	CK-20W	M20X2.5	21.7	28	14	35	38	38	
65880-13	CK-24C	M24X3.0	27.5	36	18	44	49	50	Wooden box

Unit:mm

65882 MK Clamping Kits With Metal Racks



Features:

- ▶ Suitable for applying any type of machines to clamp mold & fixtures.
- ▶ Material: S45C and Hardened HRC30°~35°.
- ▶ Surface Finish: Black Oxide
- ▶ 58 pcs / set

Order No.	Model	Compatible T-slot	E	kg
65882-01	MK-1210	12	M10	8
65882-02	MK-1412	14	M12	9.5
65882-03	MK-1614	16	M14	10.5
65882-04	MK-1816	18	M16	19.0
65882-05	MK-2018	20	M18	21.0

Step Clamp	Step Block	Flange Nut	Extension Nut	T-slot Nut	Clamping Stud

Model	CP25	SU25	PT04	PT05	PT06	PT07
MK-1210	CP25-10063 CP25-10100 CP25-10150	SU25-25030 SU25-25045 SU25-25097	PT04-1017	PT05-1017	PT06-1210	PT07-10075 PT07-10100 PT07-10125 PT07-10150 PT07-10175 PT07-10200
MK-1412	CP25-12063 CP25-12100 CP25-12150	SU25-25030 SU25-25045 SU25-25097	PT04-1219	PT05-1219	PT06-1412	PT07-12075 PT07-12100 PT07-12125 PT07-12150 PT07-12175 PT07-12200
MK-1614	CP25-14063 CP25-14100 CP25-14150	SU25-25030 SU25-25045 SU25-25097	PT04-1422	PT05-1422	PT06-1614	PT07-14075 PT07-14100 PT07-14125 PT07-14150 PT07-14175 PT07-14200
MK-1816	CP25-16063 CP25-16100 CP25-16150	SU25-25059 SU25-25097 SU25-25139	PT04-1624	PT05-1624	PT06-1816	PT07-16075 PT07-16100 PT07-16125 PT07-16150 PT07-16175 PT07-16200
MK-2018	CP25-18063 CP25-18100 CP25-18150	SU25-25059 SU25-25097 SU25-25139	PT04-1827	PT05-1827	PT06-2018	PT07-18075 PT07-18100 PT07-18125 PT07-18150 PT07-18175 PT07-18200
Content	2 pcs each	2 pairs each	6 pcs	4 pcs	6 pcs	4 pcs each

※Sell as a set!

MACHINE TOOL
FIXTURE

Machine Tool Fixture

65884

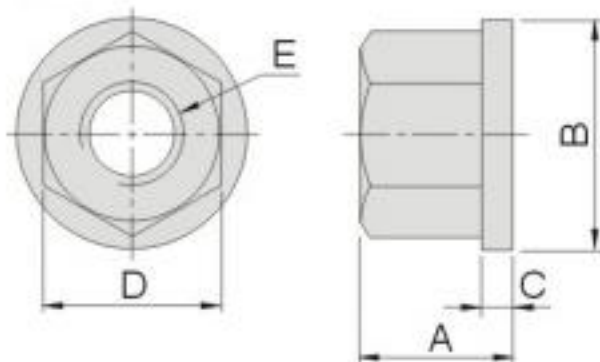
PT04

Flange Nut



- ▶ Material: S45C
- ▶ Hardened HRC30°~35°
- ▶ Surface Finish: Black Oxide

Unit: mm

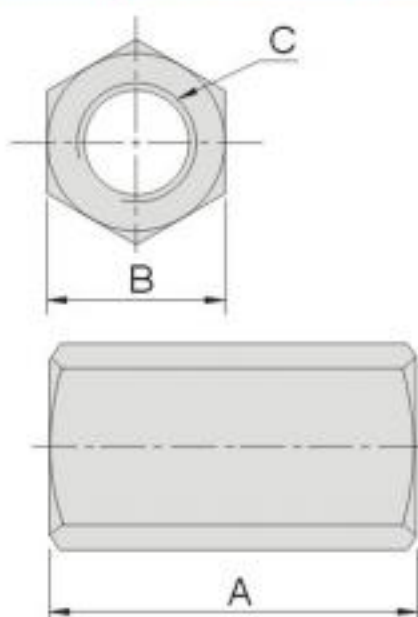


Order No.	Model	A	B	C	D	E	kg
65884-01	PT04-0812	9	17	3	12	M8	0.010
65884-02	PT04-1017	13	22	3	17	M10	0.020
65884-03	PT04-1219	17	28	4	19	M12	0.040
65884-04	PT04-1422	17	28	4	22	M14	0.040
65884-05	PT04-1624	20	32	5	24	M16	0.060
65884-06	PT04-1827	20	35	5	27	M18	0.070
65884-07	PT04-2030	25	40	6	30	M20	0.110
65884-08	PT04-2232	28	45	6	32	M22	0.150
65884-09	PT04-2436	28	47	6	36	M24	0.185

65886

PT05

Extension Nut



- ▶ Material: S45C
- ▶ Surface Finish: Black Oxide
- ▶ Hardened HRC30°~35°

Unit: mm

Order No.	Model	A	B	C	kg
65886-01	PT05-1017	30	17	M10	0.030
65886-02	PT05-1219	36	19	M12	0.046
65886-03	PT05-1422	42	22	M14	0.065
65886-04	PT05-1624	48	24	M16	0.110
65886-05	PT05-1827	54	27	M18	0.150
65886-06	PT05-2030	60	30	M20	0.220
65886-07	PT05-2232	66	32	M22	0.350
65886-08	PT05-2436	72	36	M24	0.350

65888

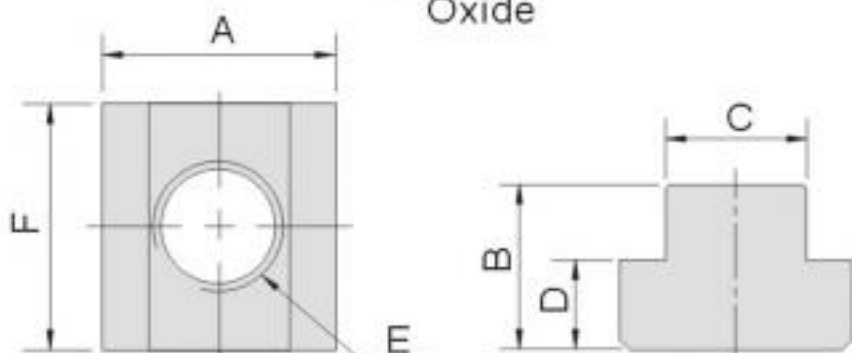
PT06

T-Slot Nut



- ▶ Material: S45C
- ▶ Hardened HRC30°~35°
- ▶ Surface Finish: Black Oxide

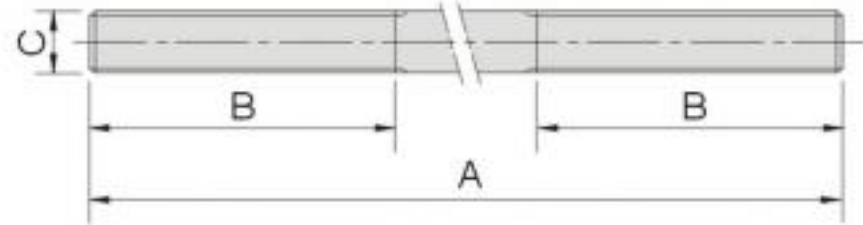
Unit: mm



Order No.	Model	A	B	C	D	E	F	kg
65888-01	PT06-1008	15.0	13	10	6	M8	22	0.020
65888-02	PT06-1210	18.0	14	12	7	M10	22	0.022
65888-03	PT06-1410	22.0	16	14	8	M10	28	0.050
65888-04	PT06-1412	22.0	16	14	8	M12	28	0.048
65888-05	PT06-1612	25.0	16	16	8	M12	28	0.060
65888-06	PT06-1614	25.0	16	16	8	M14	28	0.057
65888-07	PT06-1810	28.0	20	18	10.5	M10	30	0.090
65888-08	PT06-1812	28.0	20	18	10.5	M12	30	0.090
65888-09	PT06-1814	28.0	20	18	10.5	M14	30	0.090
65888-10	PT06-1816	28.0	20	18	10.5	M16	30	0.085
65888-11	PT06-2016	32.0	19	20	11.9	M16	30	0.098
65888-12	PT06-2018	32.0	25	20	14.0	M18	38	0.110
65888-13	PT06-2218	36.0	25	22	14.0	M18	38	0.178
65888-14	PT06-2220	36.0	25	22	14.0	M20	38	0.190
65888-15	PT06-2418	38.0	25	24	14.0	M18	38	0.184
65888-16	PT06-2420	38.0	25	24	14.0	M20	38	0.250
65888-17	PT06-2620	41.3	25	26	15.8	M20	44	0.250
65888-18	PT06-2622	41.3	25	26	15.8	M22	44	0.240
65888-19	PT06-2822	44.0	28.5	28	17.5	M22	50	0.330
65888-20	PT06-2824	44.0	28.5	28	17.5	M24	50	0.312

65890
PT07
Clamping Stud


- ▶ Material: S45C
- ▶ Hardened HRC22°~28°
- ▶ Surface Finish: Black Oxide



Unit: mm

Order No.	Model	A	B	C	kg
65890-01	PT07-08050	50	22	M8 P=1.25	0.020
65890-02	PT07-08075	75	22		0.030
65890-03	PT07-08100	100	38		0.040
65890-04	PT07-08125	125	38		0.050
65890-05	PT07-08150	150	50		0.060
65890-06	PT07-08175	175	50		0.0710
65890-07	PT07-08200	200	50		0.080
65890-08	PT07-08250	250	50		0.098
65890-09	PT07-10050	50	22	M10 P=1.5	0.030
65890-10	PT07-10075	75	30		0.042
65890-11	PT07-10100	100	38		0.055
65890-12	PT07-10125	125	38		0.070
65890-13	PT07-10150	150	50		0.090
65890-14	PT07-10175	175	50		0.108
65890-15	PT07-10200	200	65		0.123
65890-16	PT07-10250	250	65		0.154
65890-17	PT07-12050	50	22	M12 P=1.75	0.040
65890-18	PT07-12075	75	30		0.060
65890-19	PT07-12100	100	38		0.080
65890-20	PT07-12125	125	38		0.100
65890-21	PT07-12150	150	50		0.125
65890-22	PT07-12175	175	50		0.155
65890-23	PT07-12200	200	65		0.160
65890-24	PT07-12300	300	80		0.240
65890-25	PT07-14050	50	22	M14 P=2.0	0.060
65890-26	PT07-14075	75	30		0.090
65890-27	PT07-14100	100	38		0.120
65890-28	PT07-14125	125	38		0.150
65890-29	PT07-14150	150	50		0.180
65890-30	PT07-14175	175	50		0.210
65890-31	PT07-14200	200	65		0.240
65890-32	PT07-16050	50	22		M16 P=2.0
65890-33	PT07-16075	75	30	0.120	
65890-34	PT07-16100	100	38	0.145	
65890-35	PT07-16125	125	38	0.180	
65890-36	PT07-16150	150	50	0.230	
65890-37	PT07-16175	175	50	0.276	
65890-38	PT07-16200	200	65	0.290	
65890-39	PT07-16250	250	65	0.350	
65890-40	PT07-16300	300	80	0.450	
65890-41	PT07-16400	400	100	0.580	
65890-42	PT07-16500	500	100	0.700	

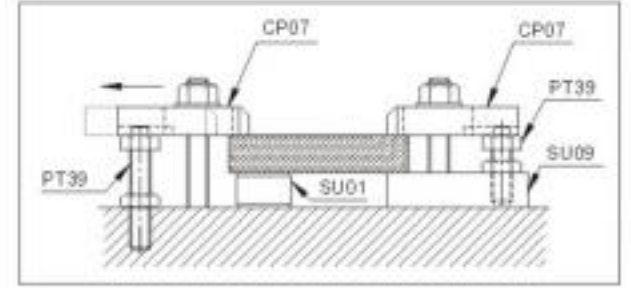
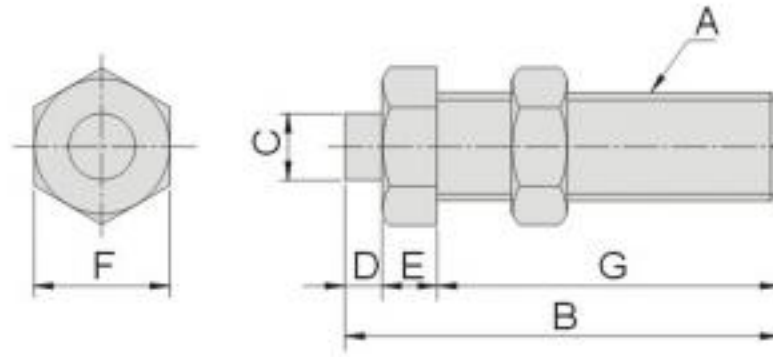
Order No.	Model	A	B	C	kg
65890-43	PT07-18050	50	22	M18 P=2.5	0.100
65890-44	PT07-18075	75	30		0.150
65890-45	PT07-18100	100	38		0.200
65890-46	PT07-18125	125	38		0.220
65890-47	PT07-18150	150	50		0.300
65890-48	PT07-18175	175	50		0.320
65890-49	PT07-18200	200	65		0.360
65890-50	PT07-18300	300	80		0.600
65890-51	PT07-20050	50	22	M20 P=2.5	0.125
65890-52	PT07-20075	75	30		0.170
65890-53	PT07-20100	100	38		0.230
65890-54	PT07-20125	125	38		0.275
65890-55	PT07-20150	150	50		0.360
65890-56	PT07-20175	175	50		0.437
65890-57	PT07-20200	200	65		0.450
65890-58	PT07-20250	250	65		0.550
65890-59	PT07-20300	300	80		0.700
65890-60	PT07-20400	400	100		0.880
65890-61	PT07-20500	500	100		1.100
65890-62	PT07-22050	50	22	M22 P=2.5	0.150
65890-63	PT07-22075	75	30		0.223
65890-64	PT07-22100	100	38		0.300
65890-65	PT07-22125	125	38		0.373
65890-66	PT07-22150	150	50		0.448
65890-67	PT07-22175	175	50		0.522
65890-68	PT07-22200	200	65		0.597
65890-69	PT07-22250	250	65		0.746
65890-70	PT07-22300	300	80		0.895
65890-71	PT07-22400	400	100		1.194
65890-72	PT07-22500	500	100		1.492
65890-73	PT07-24050	50	22	M24 P=3.0	0.177
65890-74	PT07-24075	75	30		0.266
65890-75	PT07-24100	100	38		0.355
65890-76	PT07-24125	125	38		0.443
65890-77	PT07-24150	150	50		0.533
65890-78	PT07-24175	175	50		0.620
65890-79	PT07-24200	200	65		0.710
65890-80	PT07-24250	250	65		0.880
65890-81	PT07-24300	300	80		1.065
65890-82	PT07-24400	400	100		1.420
65890-83	PT07-24500	500	100		1.775

Machine Tool Fixture

65892

PT39

Clamp Rest



- ▶ Material: S45C
- ▶ Hardened HRC30°~35°
- ▶ Surface Finish: Black Oxide

Unit: mm

Order No.	Model	A	B	C	D	E	F	G	kg
65892-01	PT39-1219	M12	75	9.5	6	9	19	60	0.09
65892-02	PT39-1624	M16	80	11	7	10	24	63	0.17
65892-03	PT39-2030	M20	100	12	8	12	30	80	0.35

65894

PT40

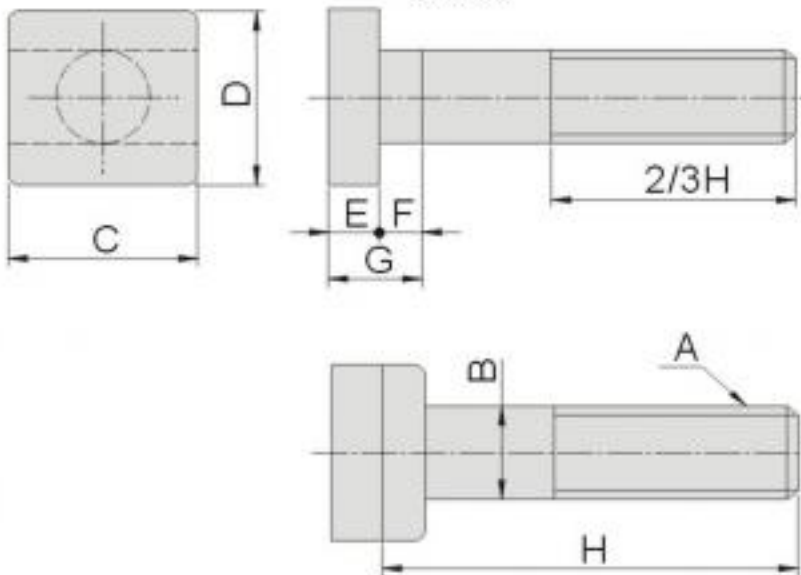
T-Slot Bolt



- ▶ Material: S45C
- ▶ Hardened HRC30°~35°
- ▶ Surface Finish: Black Oxide

Unit: mm

Order No.	Model	A	B	C	D	E	F	G	H	kg							
65894-01	PT40-12050	M12	12	26	22	7	6	13	50	0.054							
65894-02	PT40-12075								75	0.057							
65894-03	PT40-12100								100	0.110							
65894-04	PT40-12125								125	0.125							
65894-05	PT40-12150								150	0.140							
65894-06	PT40-12175								175	0.170							
65894-07	PT40-12200								200	0.185							
65894-08	PT40-16050	M16	16	32	27	8	8	16	50	0.130							
65894-09	PT40-16075								75	0.160							
65894-10	PT40-16100								100	0.200							
65894-11	PT40-16125								125	0.230							
65894-12	PT40-16150								150	0.270							
65894-13	PT40-16175								175	0.305							
65894-14	PT40-16200								200	0.325							
65894-15	PT40-18075	M18	18	40	30	11	11	22	75	0.270							
65894-16	PT40-18100								100	0.320							
65894-17	PT40-18125								125	0.340							
65894-18	PT40-18150								150	0.385							
65894-19	PT40-18175								175	0.445							
65894-20	PT40-18200								200	0.490							
65894-21	PT40-20075								M20	20	40	30	11	11	22	75	0.290
65894-22	PT40-20100	100	0.350														
65894-23	PT40-20125	125	0.400														
65894-24	PT40-20150	150	0.455														
65894-25	PT40-20175	175	0.505														
65894-26	PT40-20200	200	0.560														
65894-27	PT40-20250	250	0.66														
65894-28	PT40-20315	315	1.00														
65894-29	PT40-22100	M22	22	40	38	14	13	27	100	0.450							
65894-30	PT40-22125								125	0.510							
65894-31	PT40-22150								150	0.580							
65894-32	PT40-22175								175	0.635							
65894-33	PT40-22200								200	0.700							
65894-34	PT40-24100								M24	24	50	44	16	15	31	100	0.650
65894-35	PT40-24125															125	0.690
65894-36	PT40-24150	150	0.775														
65894-37	PT40-24175	175	0.855														
65894-38	PT40-24200	200	0.925														



65896

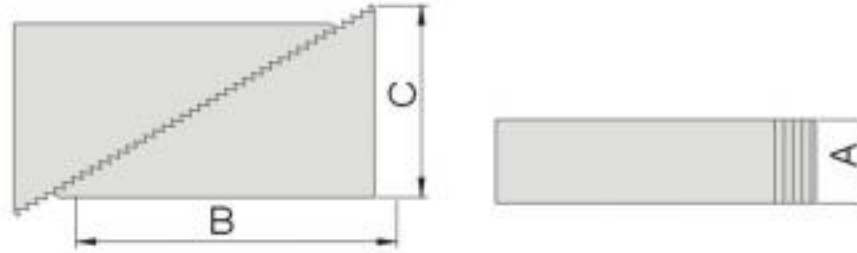
SU25

Step Block



Sold in pairs

- ▶ Material: S45C
- ▶ Hardened HRC 32°~38°
- ▶ Surface Finish: Black Oxide
- ▶ Applied with CP25.



Unit: mm

Order No.	Model	Supporting Height	A	B	C	kg
65896-01	SU25-25030	19-49	25	29	17	0.05
65896-02	SU25-25045	28-68		45	27	0.12
65896-03	SU25-25097	58-150		97.5	57	0.50
65896-04	SU25-32059	38-90	32	59	35	0.24
65896-05	SU25-32097	58-150		97.5	57	0.62
65896-06	SU25-32139	82-210		139	81	1.32
65896-07	SU25-38059	36-90	38	59	35	0.29
65896-08	SU25-38097	58-150		97.5	57	0.73
65896-09	SU25-38139	82-210		139	81	1.60
65896-10	SU25-50059	36-90	50	59	35	0.70
65896-11	SU25-50097	58-150		97.5	57	1.66
65896-12	SU25-50139	82-210		139	81	3.43

MACHINE TOOL
FIXTURE

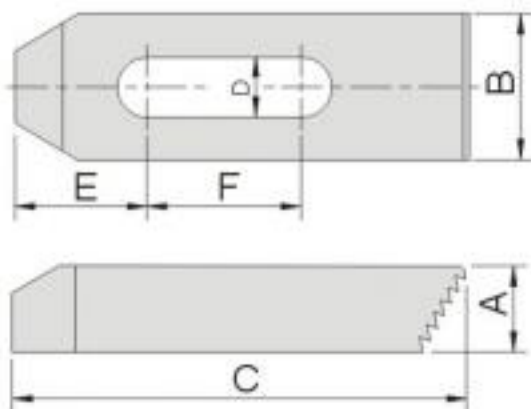
65898

CP25

Step Clamp



- ▶ Material: S45C
- ▶ Hardened HRC 32°~38°
- ▶ Surface Finish: Black Oxide
- ▶ Applied with SU25.



Unit: mm

Order No.	Model	A	B	C	D	E	F	G	kg
65898-01	CP25-10063	13	25	63	11	18	19	M10	0.100
65898-02	CP25-10100	16	25	100		27	37		0.215
65898-03	CP25-10150	19	32	150		30	50		0.570
65898-04	CP25-12063	13	25	63	13	20	14	M12	0.100
65898-05	CP25-12100	19	32	100		29	34		0.320
65898-06	CP25-12150	22	32	150		32	50		0.650
65898-07	CP25-14063	13	25	63	15	20	14	M14	0.100
65898-08	CP25-14100	19	32	100		29	34		0.315
65898-09	CP25-14150	22	32	150		32	50		0.600
65898-10	CP25-16063	16	32	63	17	22	12	M16	0.160
65898-11	CP25-16100	19	38	100		31	26		0.400
65898-12	CP25-16150	22	38	150		40	47		0.710
65898-13	CP25-18063	16	32	63	20	22	12	M18	0.140
65898-14	CP25-18100	19	38	100		31	26		0.380
65898-15	CP25-18150	22	38	150		40	47		0.750
65898-16	CP25-20100	19	38	100	21	31	26	M20	0.360
65898-17	CP25-20150	25	38	150		43	44		0.750
65898-18	CP25-20200	25	50	200		55	65		1.500
65898-19	CP25-24150	32	50	150	26	43	38	M24	1.290
65898-20	CP25-24200	32	50	200		53	57		2.000
65898-21	CP25-24250	38	50	250		60	64		2.950

Machine Tool Fixture

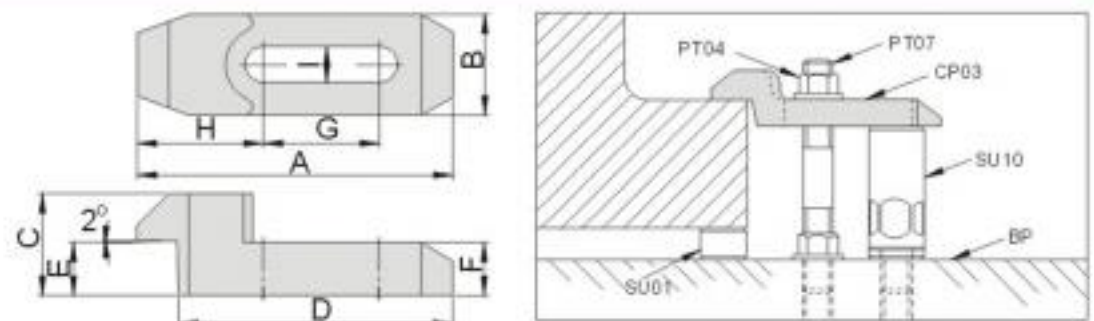
65900

CP03

Goose Neck Clamp



- ▶ Material: S45C
- ▶ Hardened HRC 32°~38°.
- ▶ Surface Finish: Black Oxide
- ▶ Features: Lower nut height and less cutting tool interference.



Unit: mm

Order No.	Model	A	B	C	D	E	F	G	H	I	kg
65900-01	CP03-12120	120	36	30	102	16	17	50	45	13	0.49
65900-02	CP03-16150	150	48	48	130	25	25	55	60	17	1.30
65900-03	CP03-20175	175	60	60	150	30	30	65	70	21	2.26

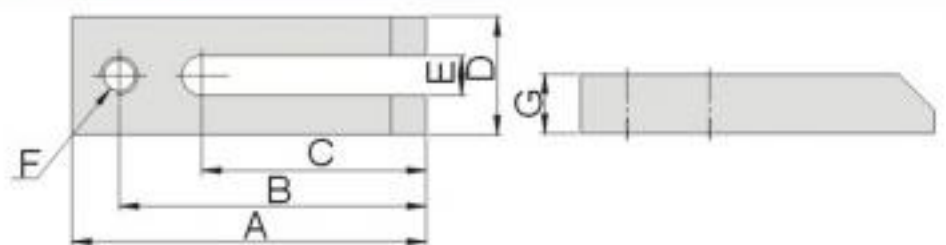
65902

CP04

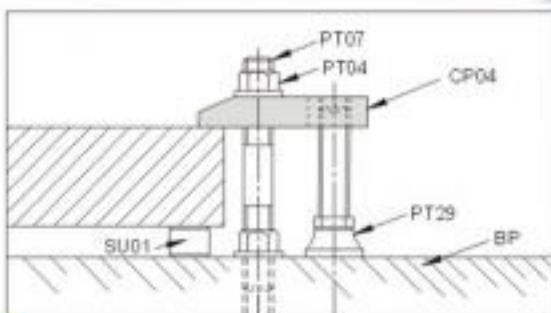
Tapped End U-Clamp



- ▶ Material: S45C
- ▶ Hardened HRC 32°~38°.
- ▶ Surface Finish: Black Oxide
- ▶ Features: for normal clamp, no need to fully remove nut to loosen the workpiece.



Unit: mm



Order No.	Model	A	B	C	D	E	F	G	kg
65902-01	CP04-12075	75	60	35	38	13	M12	19	0.310
65902-02	CP04-12100	100	85	60	38	13	M12	25	0.520
65902-03	CP04-12125	125	110	85	38	13	M12	25	0.640
65902-04	CP04-14100	100	84	64	38	15	M14	25	0.390
65902-05	CP04-14150	150	134	89	38	15	M14	25	0.620
65902-06	CP04-16100	100	80	45	50	17	M16	25	0.730
65902-07	CP04-16125	125	105	70	50	17	M16	25	0.900
65902-08	CP04-16150	150	130	95	50	17	M16	25	1.060
65902-09	CP04-18150	150	130	89	50	19	M18	32	1.050
65902-10	CP04-18200	200	180	127	50	19	M18	32	1.450
65902-11	CP04-20150	150	130	95	60	21	M20	32	1.460
65902-12	CP04-20200	200	180	145	60	21	M20	32	1.850

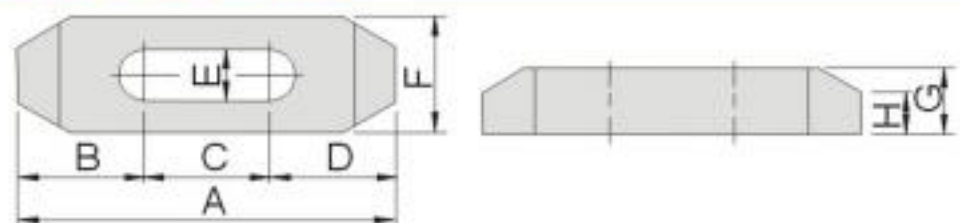
65904

CP05

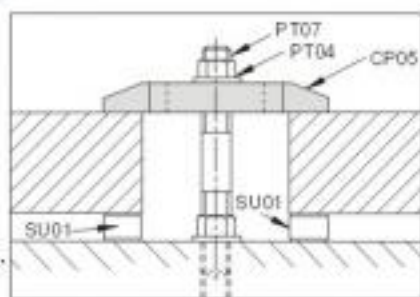
Double Ended Clamp



- ▶ Material: S45C
- ▶ Hardened HRC 32°~38°.
- ▶ Surface Finish: Black Oxide
- ▶ Features: for normal clamp,



Unit: mm

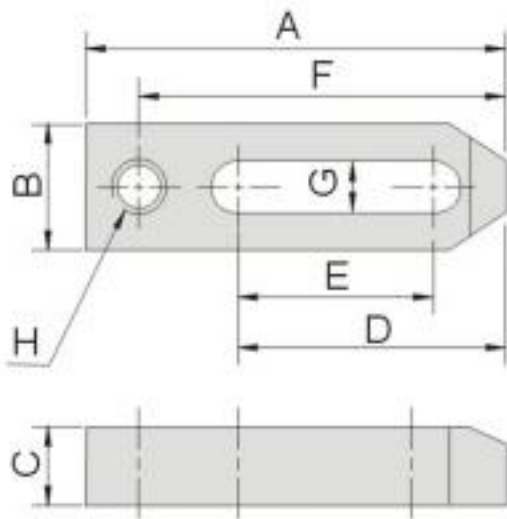
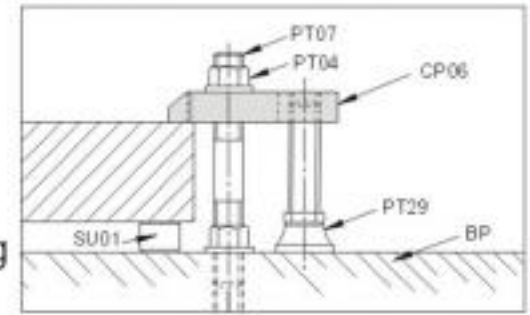


Order No.	Model	A	B	C	D	E	F	G	H	kg
65904-01	CP05-12065	65	20	25	20	13	32	19	13	0.220
65904-02	CP05-12100	100	30	40	30	13	32	19	13	0.330
65904-03	CP05-12150	150	49.5	51	49.5	13	32	25	15	0.480
65904-04	CP05-16080	80	28	24	28	17	38	22	14	0.340
65904-05	CP05-16125	125	42	41	42	17	38	22	14	0.570
65904-06	CP05-16150	150	51	48	51	17	38	25	15	0.680
65904-07	CP05-20100	100	34	32	34	21	38	22	14	0.410
65904-08	CP05-20125	125	42.5	40	42.5	21	38	25	15	0.620
65904-09	CP05-20150	150	51	48	51	21	38	25	15	0.820

65906 CP06 Tapped Clamp Strap



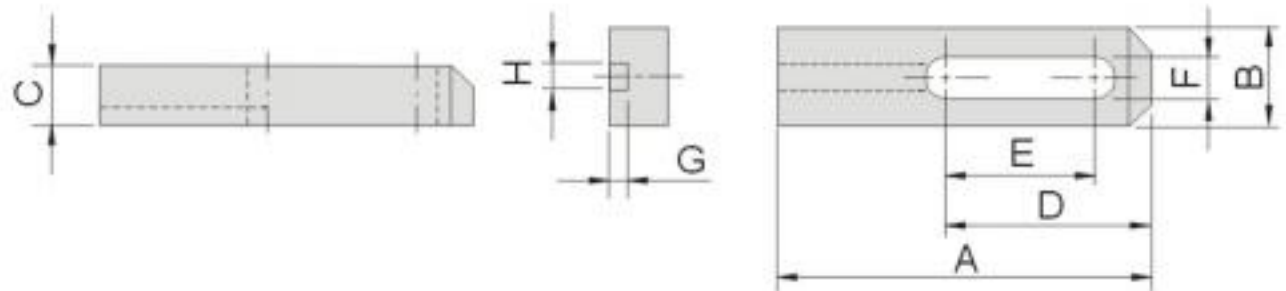
- Material: S45C
- Hardened HRC 32°~38°.
- Surface Finish: Black Oxide
- Features: applied with PT29 supporting clamp for single way.



Unit: mm

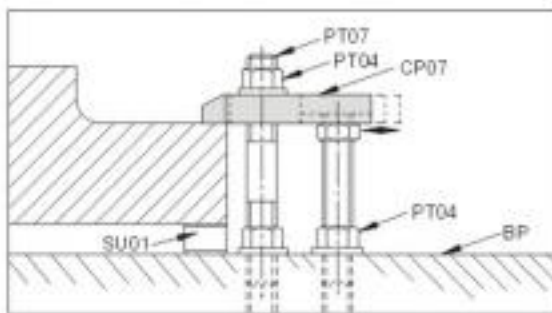
Order No.	Model	A	B	C	D	E	F	G	H	kg
65906-01	CP06-12065	65	32	19	32	14	52	13	M12	0.22
65906-02	CP06-12080	80	32	19	48	25	69	13	M12	0.27
65906-03	CP06-12100	100	32	19	60	40	89	13	M12	0.33
65906-04	CP06-16080	80	38	19	40	17	65	17	M16	0.32
65906-05	CP06-16100	100	38	25	55	30	85	17	M16	0.53
65906-06	CP06-16125	125	38	25	70	45	110	17	M16	0.65
65906-07	CP06-20150	150	50	25	82	50	134	21	M20	1.10
65906-08	CP06-20200	200	50	32	112	80	184	21	M20	1.90

65908 CP07 Slotted End Clamp Strap



- Material: S45C
- Hardened HRC 32°~38°.
- Surface Finish: Black Oxide

- Features: Locating slot keeps clamp properly oriented.



Unit: mm

Order No.	Model	A	B	C	D	E	F	G	H	kg
65908-01	CP07-12065	65	32	22	32	14	13	7	10	0.260
65908-02	CP07-12080	80	32	22	48	25	13	7	10	0.310
65908-03	CP07-12100	100	32	22	60	40	13	7	10	0.385
65908-04	CP07-16080	80	38	22	40	17	17	8	12	0.380
65908-05	CP07-16100	100	38	25	55	30	17	8	12	0.530
65908-06	CP07-16125	125	38	25	70	45	17	8	12	0.650
65908-07	CP07-20150	150	50	25	82	50	21	9	13	1.100
65908-08	CP07-20200	200	50	32	112	80	21	9	13	1.400

65910 U Free Clamp



- Material: S45C
- Hardened HRC 32°~38°.
- Surface Finish: Black Oxide

Unit: mm

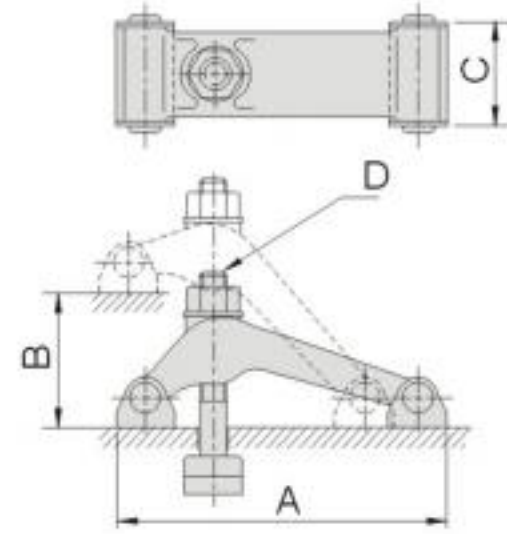
Order No.	Model	Screw	Size	kg
65910-01	U-1/2"	1/2"	105x45x35mm	2.0
65910-02	U-5/8"	5/8"	126x54x40mm	3.0
65910-03	U-3/4"	3/4"	152x60x55mm	4.5

Machine Tool Fixture

65912

CP19

Forged Swivel Clamp



Unit: mm

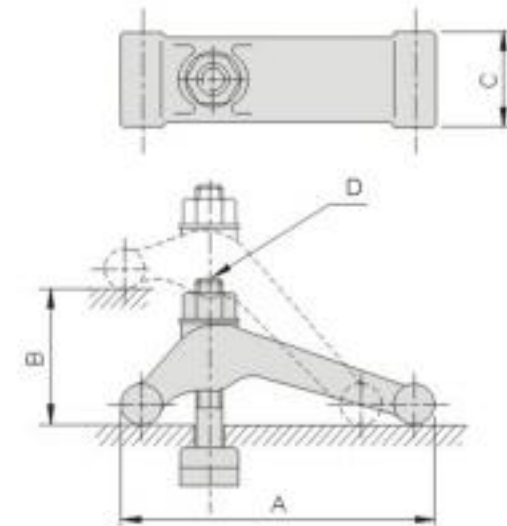
- ▶ Material: S45C
- ▶ Hardened HRC 32°~38°.
- ▶ Surface Finish: Black Oxide

Order No.	Model	A	B	C	D	kg
65912-01	CP19-12125	131	75	46.5	M12-125	1.50
65912-02	CP19-16150	156	85	55	M16-150	2.64
65912-03	CP19-20194	201	105	62	M20-175	4.80

65914

CP20

Forged Swivel Clamp



Unit: mm

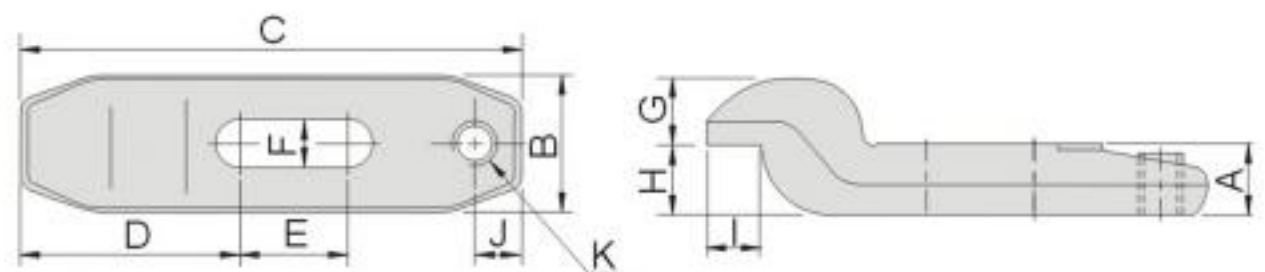
- ▶ Material: S45C
- ▶ Hardened HRC 32°~38°.
- ▶ Surface Finish: Black Oxide

Order No.	Model	A	B	C	D	kg
65914-01	CP20-12125	125	75	45	M12-125	1.40
65914-02	CP20-16150	150	85	52	M16-150	2.42
65914-03	CP20-20194	194	105	58	M20-175	4.50

65916

CP27

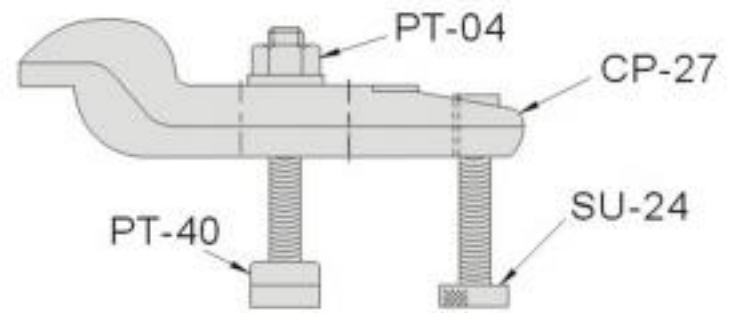
Threaded Goose Neck Clamp



Unit: mm

- ▶ Material: S45C
- ▶ Hardened HRC 32°~38°.
- ▶ Surface Finish: Black Oxide

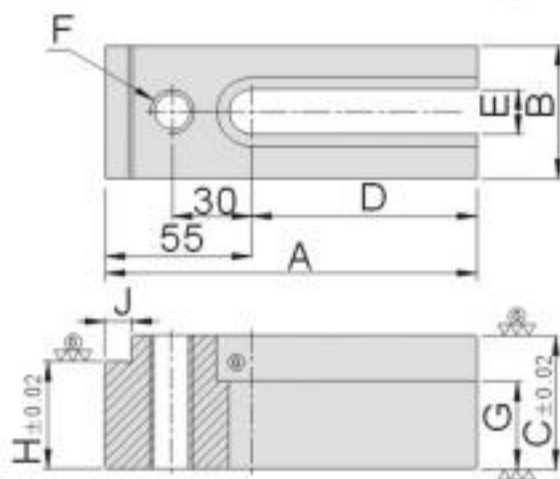
Order No.	Model	A	B	C	D	E	F	G	H	I	J	K	FITS BOLTS	CB	kg
65916-01	CP27-16100	19	35	100	46.5	7	17	14	21	14	10	M12x1.75	M14	CB-12	0.78
65916-02	CP27-16150	22	45	150	62.0	26	17	15	24	22	12	M16x2	M16	CB-16	1.70

65918
CP28
Goose Neck Clamp


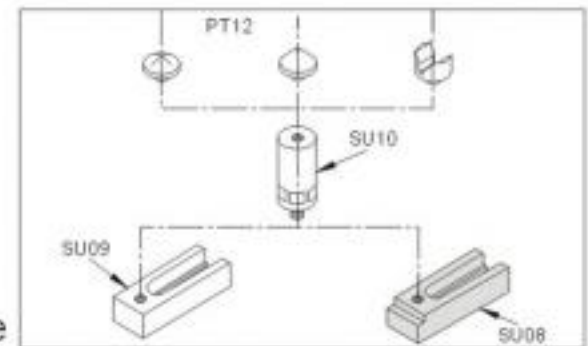
Unit: mm

- ▶ Material: S45C
- ▶ Hardened HRC 32°~38°
- ▶ Surface Finish: Black Oxide

Order No.	Model	CP27	PT40	PT04	SU24	kg
65918-01	CP28-ZC-40	16100	16100	1624	12060	1.50
65918-02	CP28-ZC-60	16150	16100	1624	16070	2.60

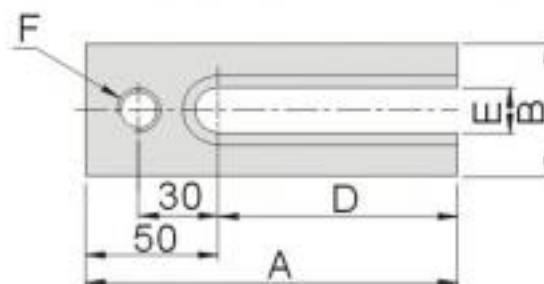
65920
SU08
Extension Support


- ▶ Material: S45C
- ▶ Hardened HRC 40°
- ▶ Surface Finish: Black Oxide

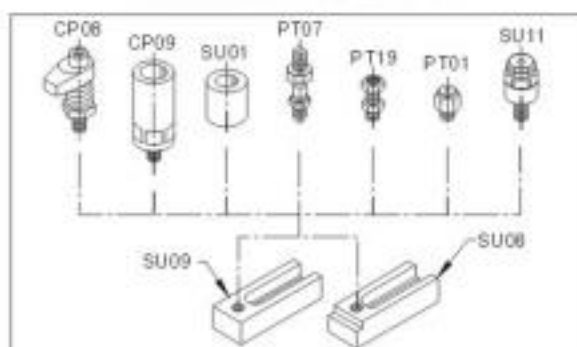


Unit: mm

Order No.	Model	A	B	C	D	E	F	G	H	J	kg
65920-01	SU08-12140-30	140	40	40	85	13	M12	26	30	10	1.3
65920-02	SU08-12140-40	140	40	50	85	13	M12	36	40	10	1.6
65920-03	SU08-16140-30	140	50	40	85	17	M16	22	30	10	1.5
65920-04	SU08-16140-40	140	50	50	85	17	M16	32	40	10	1.9

65922
SU09
Extension Support


- ▶ Material: S45C
- ▶ Hardened HRC 40°
- ▶ Surface Finish: Black Oxide



Unit: mm

Order No.	Model	A	B	C	D	E	F	G	kg
65922-01	SU09-12120-30	120	40	30	70	13	M12	16	0.85
65922-02	SU09-12120-40	120	40	40	70	13	M12	26	1.10
65922-03	SU09-16140-30	140	50	30	90	17	M16	12	1.14
65922-04	SU09-16140-40	140	50	40	90	17	M16	22	1.52

Machine Tool Fixture

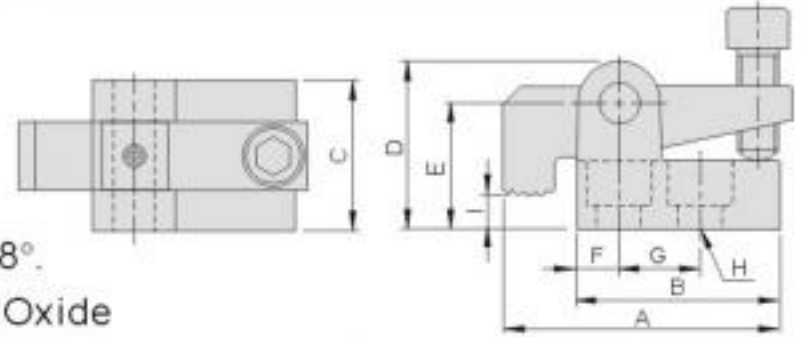
65924

CP14A

Pivoting Side Clamp



- ▶ Material: S45C
- ▶ Hardened HRC 32°~38°.
- ▶ Surface Finish: Black Oxide
- ▶ Features: suitable for castings and odd shaped workpieces. Pivoting nose has a serrated jaw that clamps forward and downward simultaneously.



Unit: mm

Order No.	Model	A	B	C	D	E	F	G	H	I	kg
65924-01	CP14A-126045	81.5	60	44	49	37	12.5	24	13	5-15	0.78
65924-02	CP14A-169068	121	91	68	64	47	18	36	18	5-15	2.26

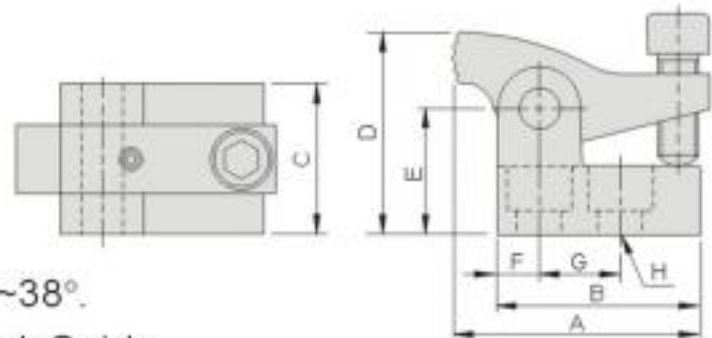
65926

CP14B

Pivoting Side Clamp



- ▶ Material: S45C
- ▶ Hardened HRC 32°~38°.
- ▶ Surface Finish: Black Oxide
- ▶ Features: suitable for castings and odd shaped workpieces. Pivoting nose has a serrated jaw that clamps forward and downward simultaneously.



Unit: mm

Order No.	Model	A	B	C	D	E	F	G	H	kg
65926-01	CP14B-126045	72.5	60	44	59.5	37	12.5	24	13	0.73
65926-02	CP14B-169068	108	91	68	82	47	18	36	18	2.20

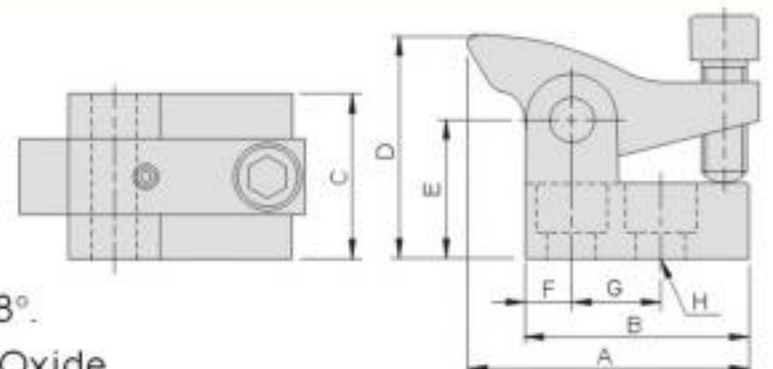
65928

CP14C

Pivoting Side Clamp



- ▶ Material: S45C
- ▶ Hardened HRC 32°~38°.
- ▶ Surface Finish: Black Oxide
- ▶ Features: suitable for castings and odd shaped workpieces. Pivoting nose has a serrated jaw that clamps forward and downward simultaneously.



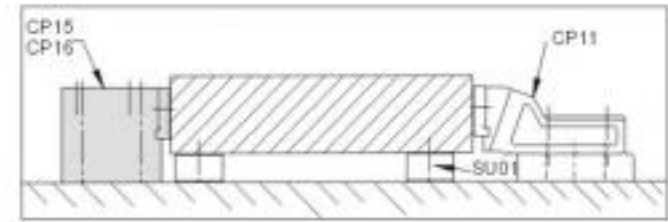
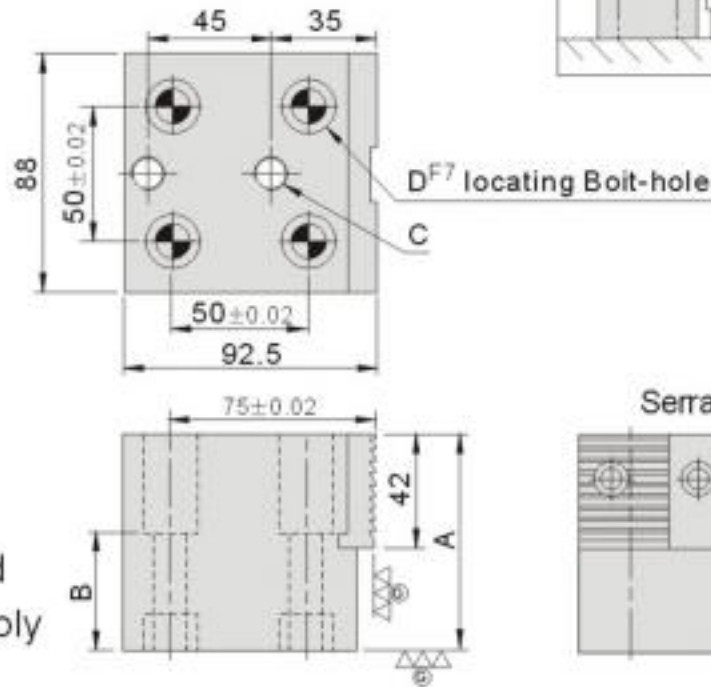
Unit: mm

Order No.	Model	A	B	C	D	E	F	G	H	kg
65928-01	CP14C-126045	75	60	44	59.5	37	12.5	24	13	0.73
65928-02	CP14C-169068	110	91	68	82	47	18	36	18	2.12

65930

CP15

Serrated Block Stop



- ▶ Material: S45C (Body), YK30 (Jaw)
- ▶ Hardened HRC 40°(Body) / 58°(Jaw)
- ▶ Surface Finish: Black Oxide
- ▶ Features: suitable for castings and odd shaped workpieces. Can apply with CP11

Unit: mm

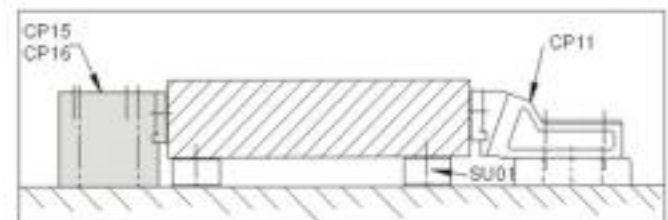
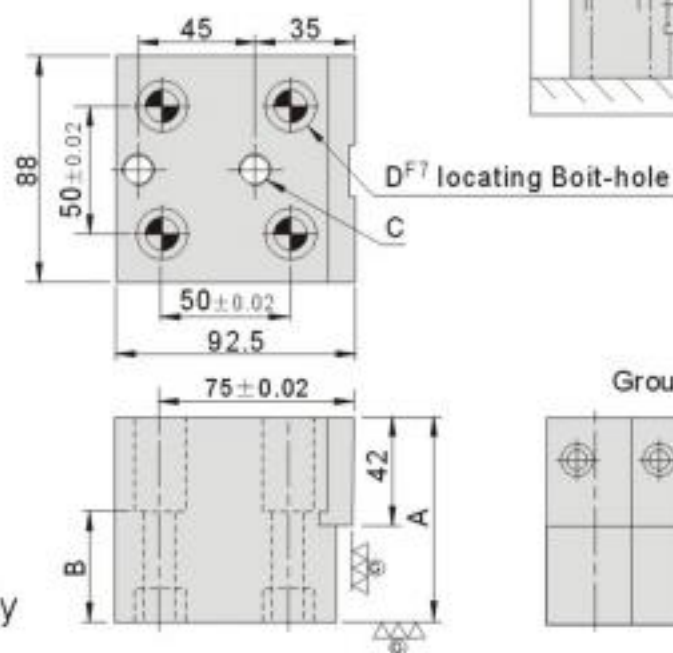
Order No.	Model	A	B	C	D (F7)	kg
65930-01	CP15-1265	65	43	M12	12	3.52
65930-02	CP15-1280	80	58	M12	12	4.22
65930-03	CP15-1665	65	38	M16	16	3.24
65930-04	CP15-1680	80	53	M16	16	3.78

MACHINE TOOL
FIXTURE

65932

CP16

Ground Block Stop



- ▶ Material: S45C (Body), YK30 (Jaw)
- ▶ Hardened HRC 40°(Body) / 58°(Jaw)
- ▶ Surface Finish: Black Oxide
- ▶ Features: suitable for castings and odd shaped workpieces. Can apply with CP11

Unit: mm

Order No.	Model	A	B	C	D (F7)	kg
65932-01	CP16-1265	65	43	M12	12	3.54
65932-02	CP16-1280	80	58	M12	12	4.22
65932-03	CP16-1665	65	38	M16	16	3.28
65932-04	CP16-1680	80	53	M16	16	3.78

Machine Tool Fixture

65934

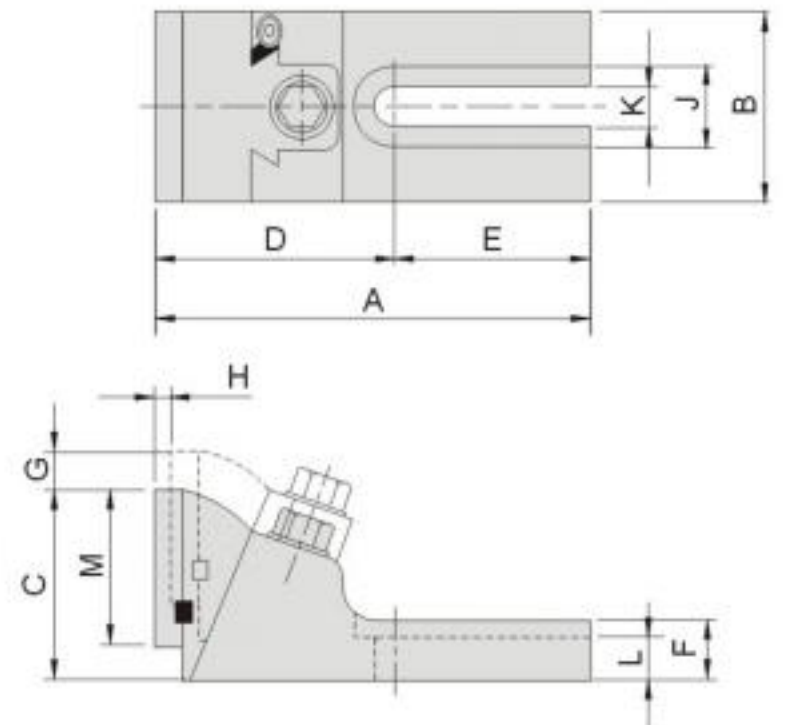
CP23

Free Vise



Sold in pairs

- ▶ Material: FCD45C (Body), YK30 (Jaw)
- ▶ Hardened HRC 40°(Body) / 55°(Jaw)
- ▶ Surface Finish: Black Oxide



Unit: mm

Order No.	Model	A	B	C	D	E	F	G	H	J	K	L	M	kg
65934-01	CP23-12140	142	70	70	87	55	25	15	5	29	14.5	20.5	60	6.30
65934-02	CP23-16195	192	85	85	103	88	30	20	7	37	17	24	70	11.0
65934-03	CP23-20220	220	110	104	120	100	26	25	9	42	21	28	85	21.0

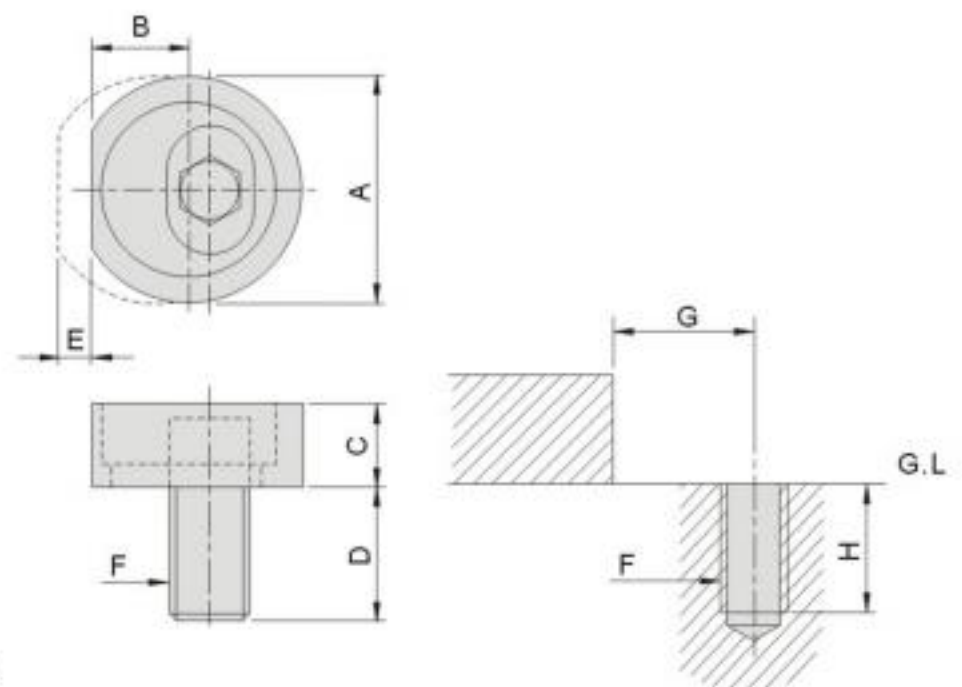
65936

CP24

Eccentric Cam Lock

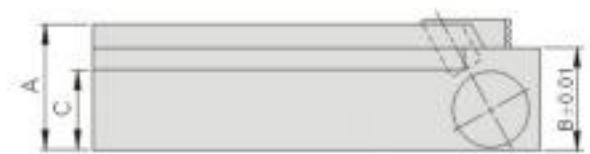
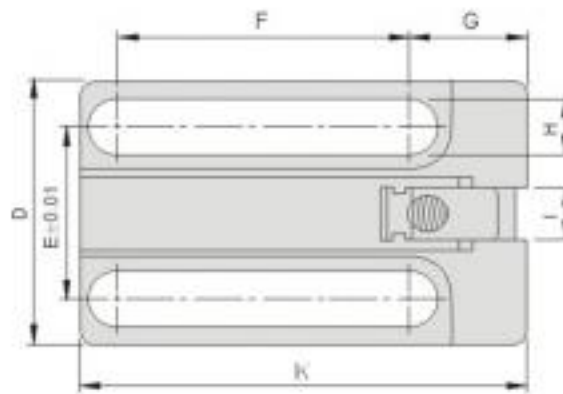


- ▶ Material: S45C
- ▶ Hardened HRC 32°~38°
- ▶ Surface Finish: Black Oxide



Unit: mm

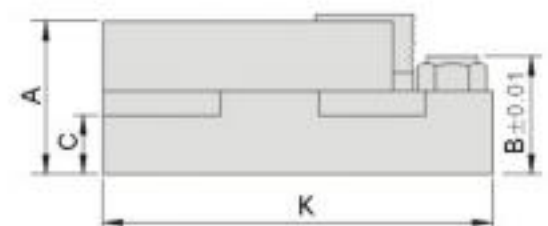
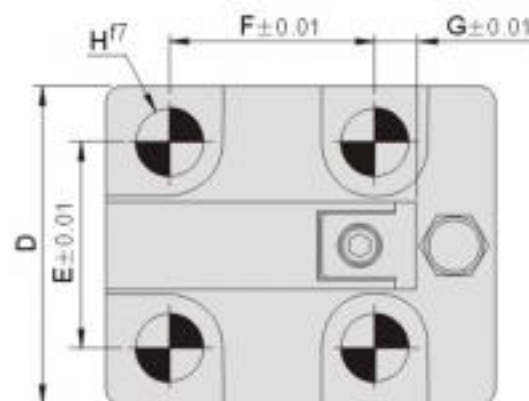
Order No.	Model	A	B	C	D	E	F	G	H	kg
65936-01	CP24-0824	24	11	6	12.8	3	M8	11.5	17	0.020
65936-02	CP24-1026	26	11.8	8	14.3	4	M10	12.5	22	0.030
65936-03	CP24-1230	30	13.5	9	17.8	5	M12	14.5	22	0.050
65936-04	CP24-1638	38	16	12	20.8	6	M16	17.5	26	0.115

65938
CP31
Clamping Parts


Unit: mm

Order No.	Model	A	B	C	D	E	F	G	H	I	K	L	kg
65938-01	CP31-1240	37	30	23	67	40	80	33	13	15	125	21	1.36
65938-02	CP31-1250	37	30	23	77	50	85	33	13	15	130	21	1.71
65938-03	CP31-1650	37	30	23	77	50	85	34.5	16.5	15	130	21	1.54

 MACHINE TOOL
FIXTURE

65940
CP32
Block Stop


Unit: mm

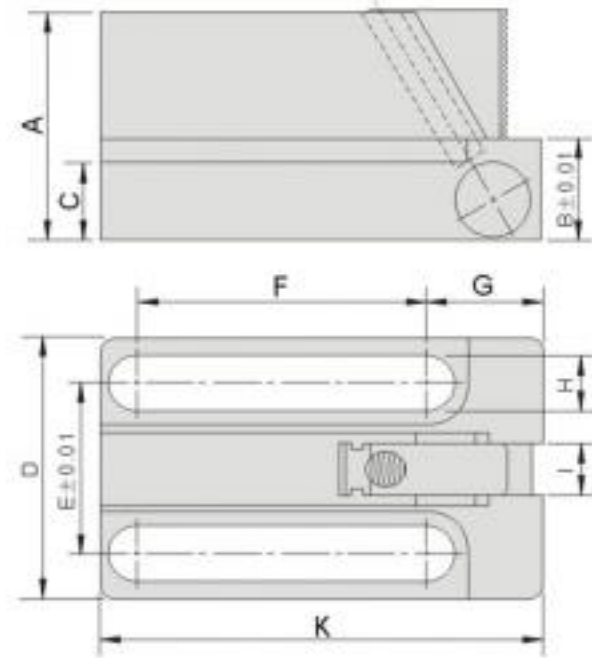
Order No.	Model	A	B	C	D	E	F	G	H	K	kg
65940-01	CP32-1240	37	30	12	67	40	40	10	12	80	0.86
65940-02	CP32-1250	37	30	12	77	50	50	10	12	95	1.19
65940-03	CP32-1650	37	30	15	77	50	50	10	16	95	1.14

Machine Tool Fixture

65942

CP33

Clamping Parts



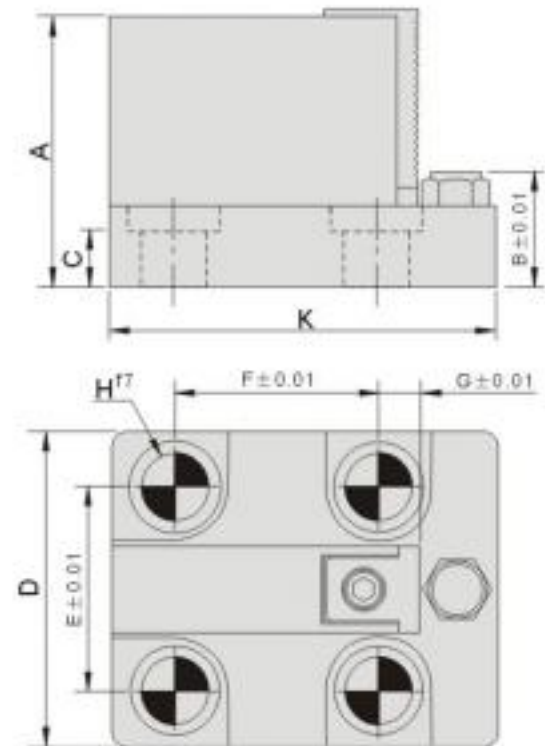
Unit: mm

Order No.	Model	A	B	C	D	E	F	G	H	I	K	kg
65942-01	CP33-1240	67	30	30	67	40	80	33	13	15	125	2.02
65942-02	CP33-1250	67	30	30	77	50	85	33	13	15	130	2.45
65942-03	CP33-1650	67	30	30	77	50	85	34.5	16.5	15	130	2.25

65944

CP34

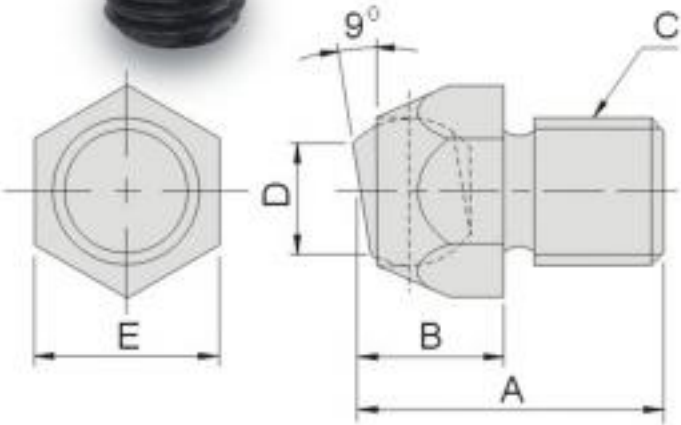
Block Stop



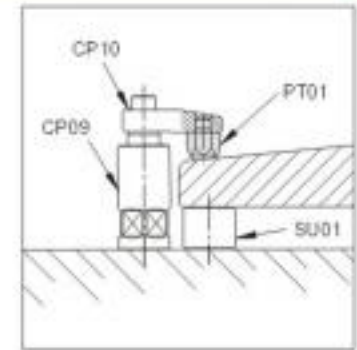
Unit: mm

Order No.	Model	A	B	C	D	E	F	G	H	K	kg
65944-01	CP34-1240	67	30	12	67	40	40	10	12	80	1.24
65944-02	CP34-1250	67	30	12	77	50	50	10	12	95	1.60
65944-03	CP34-1650	67	30	15	77	50	50	10	16	95	1.52

65946 PT01 Smooth Ball End Bolt



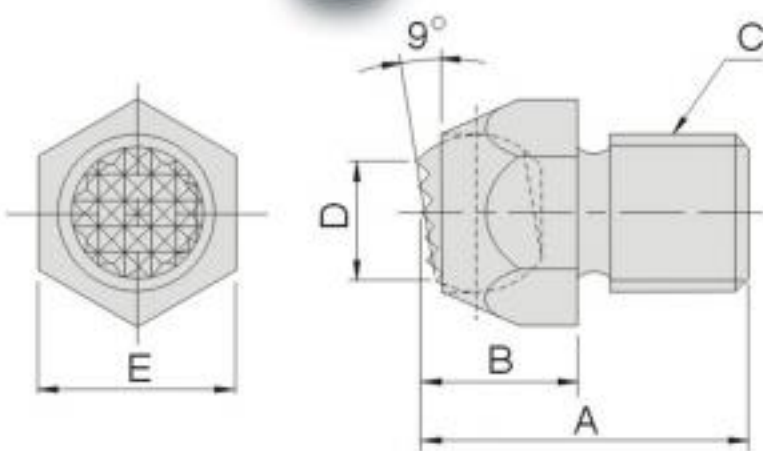
- Material: S45C (Bolt), SUJ2 (Ball)
- Hardened HRC 28°~32°(Bolt) / 62°(Ball)
- Surface Finish: Black Oxide
- Features: Precision ground top surface



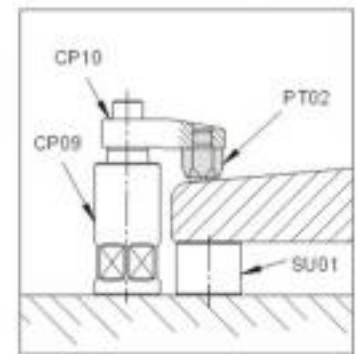
Unit: mm

Order No.	Model	A	B	C	D	E	kg
65946-01	PT01-0814	25	12	M8	8	14	0.015
65946-02	PT01-1017	30	16	M10	10	17	0.025
65946-03	PT01-1222	35	22	M12	12	22	0.070
65946-04	PT01-1627	42	26	M16	14	27	0.140
65946-05	PT01-2036	55	27	M20	14	36	0.28
65946-06	PT01-2436	65	32	M24	18	36	0.56
65946-07	PT01-3046	80	35	M30	21	46	0.88

65948 PT02 Serrated Ball End Bolt



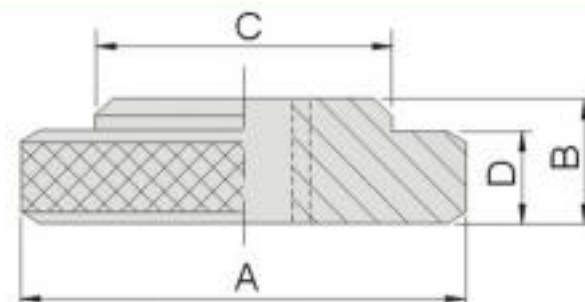
- Material: S45C (Bolt), SUJ2 (Ball)
- Hardened HRC 28°~32°(Bolt) / 62°(Ball)
- Surface Finish: Black Oxide
- Features: Serrated surface ideal for rough surface.



Unit: mm

Order No.	Model	A	B	C	D	E	kg
65948-01	PT02-0814	25	12	M8	8	14	0.015
65948-02	PT02-1017	30	16	M10	10	17	0.025
65948-03	PT02-1222	35	22	M12	12	22	0.070
65948-04	PT02-1627	42	26	M16	14	27	0.140
65948-05	PT02-2036	55	27	M20	14	36	0.28
65948-06	PT02-2436	65	32	M24	18	36	0.56
65948-07	PT02-3046	80	35	M30	21	46	0.88

65950 PT03 Knurled Nut



Unit: mm

Order No.	Model	A	B	C	D	E	kg
65950-01	PT03-0820	20	8	16	6	M8	0.015
65950-02	PT03-1025	25	10	20	8	M10	0.030
65950-03	PT03-1228	28	12	24	10	M12	0.040
65950-04	PT03-1630	30	12	25	10	M16	0.045

- Material: S45C
- Hardened HRC 30°~35°
- Surface Finish: Black Oxide
- Features: For fixing on screw rod to clamp workpieces.

MACHINE TOOL
FIXTURE

Machine Tool Fixture

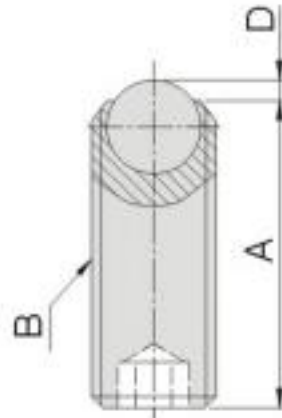
65952-56

PT16

Swivel Clamping Screw

65952

ROUND END

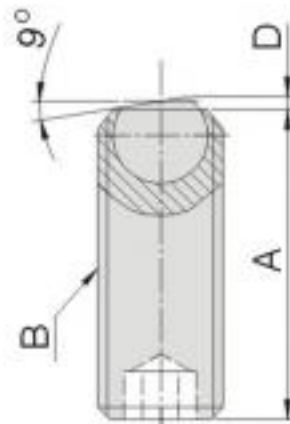


- ▶ Material: SCM21 (Body), SUJ2(Ball)
- ▶ Hardened HRC 32°~38°(Body) / 62°(Ball)
- ▶ Surface Finish: Black Oxide
- ▶ Features: Tip contact, supporting or clamping.



65954

FLAT END

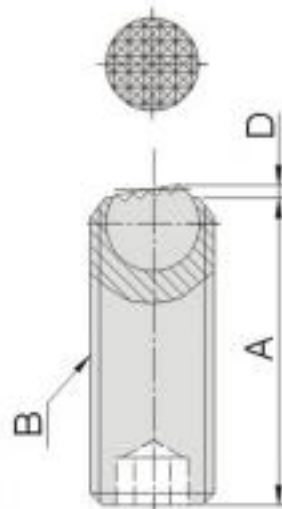


- ▶ Material: SCM21 (Body), SUJ2(Ball)
- ▶ Hardened HRC 32°~38°(Body) / 62°(Ball)
- ▶ Surface Finish: Black Oxide
- ▶ Features: Tip contact, supporting or clamping.



65956

SERRATED END



- ▶ Material: SCM21 (Body), SUJ2(Ball)
- ▶ Hardened HRC 32°~38°(Body) / 62°(Ball)
- ▶ Surface Finish: Black Oxide
- ▶ Features: Tip contact, supporting or clamping.



Unit: mm

Order No.	Model	A	B	C	D	kg
65952-01	PT16A-0615	13	M6	3	1.4	0.0024
65952-02	PT16A-0625	23	M6	3	1.4	0.0038
65952-03	PT16A-0812	10	M8	4	1.9	0.0032
65952-04	PT16A-0820	18	M8	4	1.9	0.0058
65952-05	PT16A-0830	28	M8	4	1.9	0.0090
65952-06	PT16A-1015	13	M10	5	2.4	0.0067
65952-07	PT16A-1025	23	M10	5	2.4	0.0112
65952-08	PT16A-1035	33	M10	5	2.4	0.0162
65952-09	PT16A-1220	18	M12	6	2.9	0.0125
65952-10	PT16A-1230	28	M12	6	2.9	0.0200
65952-11	PT16A-1240	38	M12	6	2.9	0.0300
65952-12	PT16A-1250	48	M12	6	2.9	0.0400
65952-13	PT16A-1625	23	M16	8	4.0	0.0280
65952-14	PT16A-1635	33	M16	8	4.0	0.0400
65952-15	PT16A-1645	43	M16	8	4.0	0.0450
65952-16	PT16A-1655	53	M16	8	4.0	0.0550
65952-17	PT16A-1665	63	M16	8	4.0	0.0650

Unit: mm

Order No.	Model	A	B	C	D	kg
65954-01	PT16B-0615	13	M6	3	0.5	0.0024
65954-02	PT16B-0625	23	M6	3	0.5	0.0038
65954-03	PT16B-0812	10	M8	4	0.6	0.0032
65954-04	PT16B-0820	18	M8	4	0.6	0.0058
65954-05	PT16B-0830	28	M8	4	0.6	0.0090
65954-06	PT16B-1015	13	M10	5	0.7	0.0067
65954-07	PT16B-1025	23	M10	5	0.7	0.0112
65954-08	PT16B-1035	33	M10	5	0.7	0.0162
65954-09	PT16B-1220	18	M12	6	0.9	0.0125
65954-10	PT16B-1230	28	M12	6	0.9	0.0200
65954-11	PT16B-1240	38	M12	6	0.9	0.0300
65954-12	PT16B-1250	48	M12	6	0.9	0.0400
65954-13	PT16B-1625	23	M16	8	1	0.0280
65954-14	PT16B-1635	33	M16	8	1	0.0400
65954-15	PT16B-1645	43	M16	8	1	0.0450
65954-16	PT16B-1655	53	M16	8	1	0.0550
65954-17	PT16B-1665	63	M16	8	1	0.0650

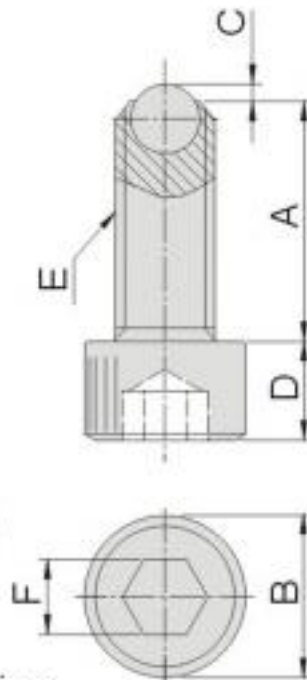
Unit: mm

Order No.	Model	A	B	C	D	kg
65956-01	PT16C-0615	13	M6	3	0.5	0.0024
65956-02	PT16C-0625	23	M6	3	0.5	0.0038
65956-03	PT16C-0812	10	M8	4	0.6	0.0032
65956-04	PT16C-0820	18	M8	4	0.6	0.0058
65956-05	PT16C-0830	28	M8	4	0.6	0.0090
65956-06	PT16C-1015	13	M10	5	0.7	0.0067
65956-07	PT16C-1025	23	M10	5	0.7	0.0112
65956-08	PT16C-1035	33	M10	5	0.7	0.0162
65956-09	PT16C-1220	18	M12	6	0.9	0.0125
65956-10	PT16C-1230	28	M12	6	0.9	0.0200
65956-11	PT16C-1240	38	M12	6	0.9	0.0300
65956-12	PT16C-1250	48	M12	6	0.9	0.0400
65956-13	PT16C-1625	23	M16	8	1	0.0280
65956-14	PT16C-1635	33	M16	8	1	0.0400
65956-15	PT16C-1645	43	M16	8	1	0.0450
65956-16	PT16C-1655	53	M16	8	1	0.0550
65956-17	PT16C-1665	63	M16	8	1	0.0650

MACHINE TOOL
FIXTURE

65958-62
PT17
Swivel Shoulder Clamping Screw
65958

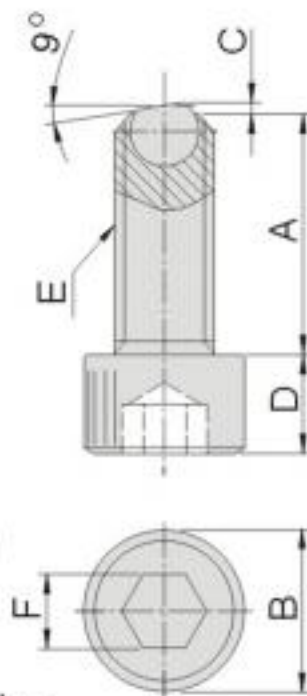
ROUND END



- ▶ Material: SCM21 (Body), SUJ2(Ball)
- ▶ Hardened HRC 32°~38°(Body) / 60°(Ball)
- ▶ Surface Finish: Black Oxide
- ▶ Features: Tip contact, supporting or clamping fixtures.

65960

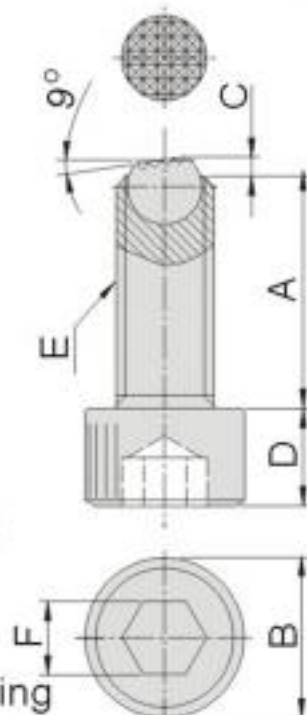
FLAT END



- ▶ Material: SCM21 (Body), SUJ2(Ball)
- ▶ Hardened HRC 32°~38°(Body) / 60°(Ball)
- ▶ Surface Finish: Black Oxide
- ▶ Features: Tip contact, supporting or clamping fixtures.

65962

SERRATED END



- ▶ Material: SCM21 (Body), SUJ2(Ball)
- ▶ Hardened HRC 32°~38°(Body) / 60°(Ball)
- ▶ Surface Finish: Black Oxide
- ▶ Features: Tip contact, supporting or clamping fixtures.

Unit: mm

Order No.	Model	A	B	C	D	E	F	kg
65958-01	PT17A-0615	14	10	1.4	6	M6	5	0.0053
65958-02	PT17A-0625	23	10	1.4	6	M6	5	0.0074
65958-03	PT17A-0635	33	10	1.4	6	M6	5	0.0095
65958-04	PT17A-0820	18	13	1.9	8	M8	6	0.0135
65958-05	PT17A-0830	28	13	1.9	8	M8	6	0.0200
65958-06	PT17A-0840	38	13	1.9	8	M8	6	0.0240
65958-07	PT17A-1025	23	16	2.4	10	M10	8	0.0260
65958-08	PT17A-1040	38	16	2.4	10	M10	8	0.0340
65958-09	PT17A-1060	58	16	2.4	10	M10	8	0.0460
65958-10	PT17A-1230	28	18	2.9	12	M12	10	0.0400
65958-11	PT17A-1245	43	18	2.9	12	M12	10	0.0500
65958-12	PT17A-1265	63	18	2.9	12	M12	10	0.0700
65958-13	PT17A-1280	78	18	2.9	12	M12	10	0.0830
65958-14	PT17A-1640	38	24	4.0	16	M16	14	0.0900
65958-15	PT17A-1650	48	24	4.0	16	M16	14	0.1100
65958-16	PT17A-1665	63	24	4.0	16	M16	14	0.1300
65958-17	PT17A-1690	88	24	4.0	16	M16	14	0.1700

Unit: mm

Order No.	Model	A	B	C	D	E	F	kg
65960-01	PT17B-0615	14	10	0.5	6	M6	5	0.0053
65960-02	PT17B-0625	23	10	0.5	6	M6	5	0.0074
65960-03	PT17B-0635	33	10	0.5	6	M6	5	0.0095
65960-04	PT17B-0820	18	13	0.6	8	M8	6	0.0135
65960-05	PT17B-0830	28	13	0.6	8	M8	6	0.0200
65960-06	PT17B-0840	38	13	0.6	8	M8	6	0.0240
65960-07	PT17B-1025	23	16	0.7	10	M10	8	0.0260
65960-08	PT17B-1040	38	16	0.7	10	M10	8	0.0340
65960-09	PT17B-1060	58	16	0.7	10	M10	8	0.0460
65960-10	PT17B-1230	28	18	0.9	12	M12	10	0.0400
65960-11	PT17B-1245	43	18	0.9	12	M12	10	0.0500
65960-12	PT17B-1265	63	18	0.9	12	M12	10	0.0700
65960-13	PT17B-1280	78	18	0.9	12	M12	10	0.0830
65960-14	PT17B-1640	38	24	1	16	M16	14	0.0900
65960-15	PT17B-1650	48	24	1	16	M16	14	0.1100
65960-16	PT17B-1665	63	24	1	16	M16	14	0.1300
65960-17	PT17B-1690	88	24	1	16	M16	14	0.1700

Unit: mm

Order No.	Model	A	B	C	D	E	F	kg
65962-01	PT17C-0615	14	10	0.5	6	M6	5	0.0053
65962-02	PT17C-0625	23	10	0.5	6	M6	5	0.0074
65962-03	PT17C-0635	33	10	0.5	6	M6	5	0.0095
65962-04	PT17C-0820	18	13	0.6	8	M8	6	0.0135
65962-05	PT17C-0830	28	13	0.6	8	M8	6	0.0200
65962-06	PT17C-0840	38	13	0.6	8	M8	6	0.0240
65962-07	PT17C-1025	23	16	0.7	10	M10	8	0.0260
65962-08	PT17C-1040	38	16	0.7	10	M10	8	0.0340
65962-09	PT17C-1060	58	16	0.7	10	M10	8	0.0460
65962-10	PT17C-1230	28	18	0.9	12	M12	10	0.0400
65962-11	PT17C-1245	43	18	0.9	12	M12	10	0.0500
65962-12	PT17C-1265	63	18	0.9	12	M12	10	0.0700
65962-13	PT17C-1280	78	18	0.9	12	M12	10	0.0830
65962-14	PT17C-1640	38	24	1	16	M16	14	0.0900
65962-15	PT17C-1650	48	24	1	16	M16	14	0.1100
65962-16	PT17C-1665	63	24	1	16	M16	14	0.1300
65962-17	PT17C-1690	88	24	1	16	M16	14	0.1700

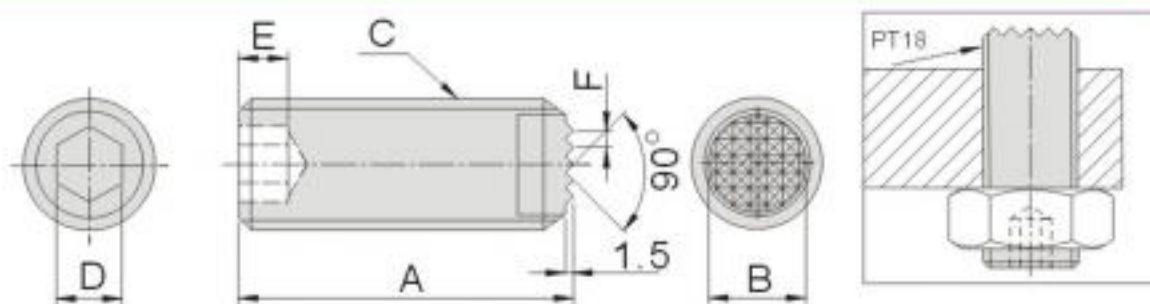
 MACHINE TOOL
FIXTURE

Machine Tool Fixture

65964

PT18

Gripper Screw



Unit: mm

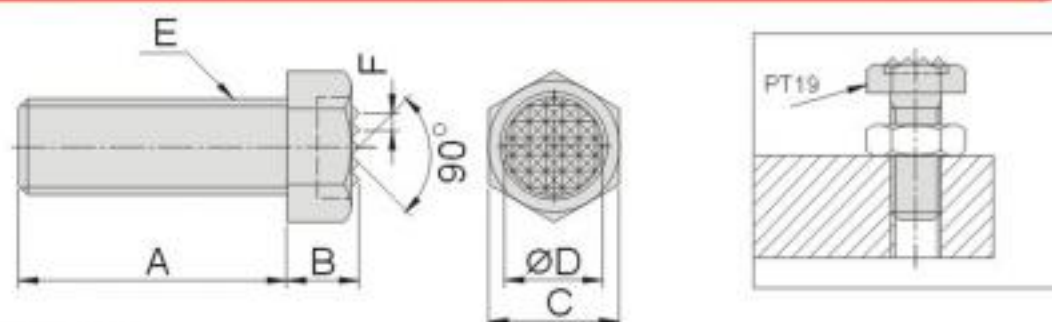
Order No.	Model	A	B	C	D	E	F	kg
65964-01	PT18-1025	25	6.5	M10	5	4	2.3	0.015
65964-02	PT18-1050	50	6.5	M10	5	5	2.3	0.030
65964-03	PT18-1225	25	8	M12	6	5	2.3	0.022
65964-04	PT18-1250	50	8	M12	6	5	2.3	0.045
65964-05	PT18-1625	25	11.5	M16	8	6	3	0.038
65964-06	PT18-1650	50	11.5	M16	8	6	3	0.078
65964-07	PT18-2025	25	13	M20	10	8	3	0.058
65964-08	PT18-2050	50	13	M20	10	8	3	0.120

- Material: SKH9
- Hardened HRC 60°
- Surface Finish: Black Oxide
- Features: Supporting or clamping casting workpieces, great grip.

65966

PT19

Gripper Screw



Unit: mm

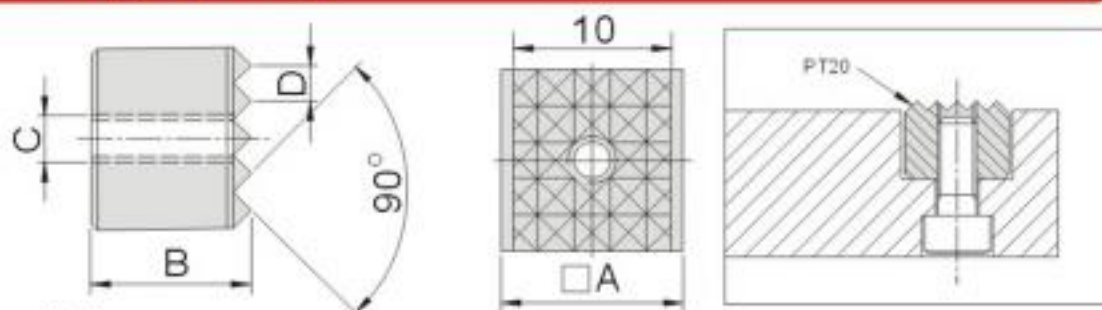
Order No.	Model	A	B	C	D	E	F	kg
65966-01	PT19-061025	25	6	10	7.9	M6	2.3	0.008
65966-02	PT19-081325	25	7.3	13	9.5	M8	3	0.015
65966-03	PT19-101725	25	7.3	17	12.7	M10	3	0.030
65966-04	PT19-101740	40	8.4	17	12.7	M10	3	0.035
65966-05	PT19-121925	25	9.5	19	15.9	M12	3	0.035
65966-06	PT19-121940	40	9.5	19	15.9	M12	3	0.050
65966-07	PT19-162435	35	12	24	19.1	M16	3	0.085
65966-08	PT19-162450	50	12	24	19.1	M16	3	0.100
65966-09	PT19-203040	40	14.5	30	25.4	M20	3	0.160
65966-10	PT19-203060	60	14.5	30	25.4	M20	3	0.205

- Material: SKH9
- Hardened HRC 60°
- Surface Finish: Black Oxide
- Features: Supporting or clamping casting workpieces, great grip.

65968

PT20

Gripper Pad (Square)



Unit: mm

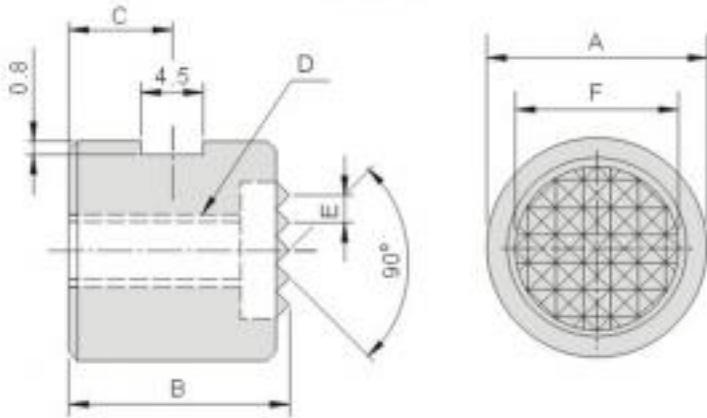
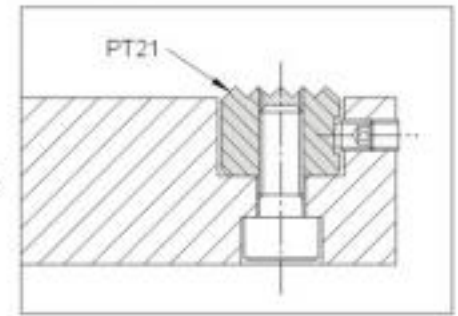
Order No.	Model	A	B	C	D	kg
65968-01	PT20-1010	10	10	M5	2.3	0.008
65968-02	PT20-1210	12	10	M6	3	0.010
65968-03	PT20-2010	20	10	M6	3	0.030
65968-04	PT20-2510	25	10	M6	3	0.043

- Material: SKH9
- Hardened HRC 60°
- Surface Finish: Black Oxide
- Features: Supporting or clamping casting workpieces, great grip.

65970 PT21 Gripper Pad (Round)



- ▶ Material: SKH9
- ▶ Hardened HRC 60°
- ▶ Surface Finish: Black Oxide
- ▶ Features: Supporting or clamping casting workpieces, great grip.



Unit: mm

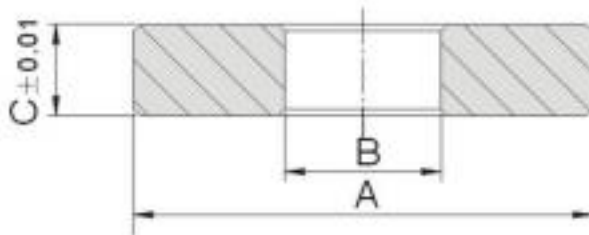
Order No.	Model	A	B	C	D	E	F	kg
65970-01	PT21-1010	10	10	3.4	M5	2.3	8	0.005
65970-02	PT21-1212	12	12	4	M6	3	9.6	0.008
65970-03	PT21-1612	16	12	4	M6	3	13	0.016
65970-04	PT21-2012	20	12	4	M6	3	16.3	0.025
65970-05	PT21-2512	25	12	4	M6	3	19.5	0.040

65972 PT22 Spacer



- ▶ Material: SKH9
- ▶ Hardened HRC 40°
- ▶ Features: Applied with fixture for extension or height.

Unit: mm



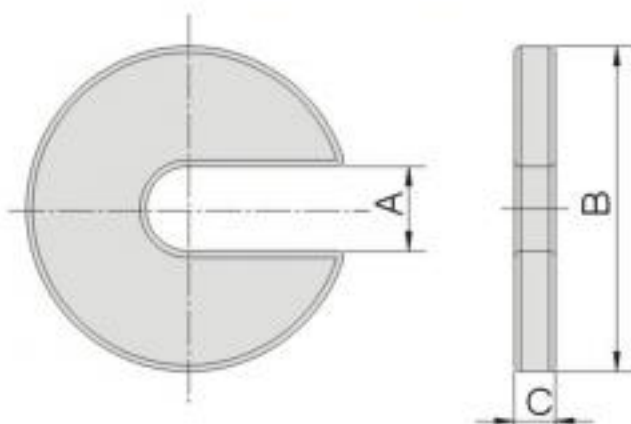
Order No.	Model	A	B	C	kg
65972-01	PT22-1303	40	13	3	0.030
65972-02	PT22-1305	40	13	5	0.045
65972-03	PT22-1310	40	13	10	0.100
65972-04	PT22-1330	40	13	30	0.300
65972-05	PT22-1703	50	17	3	0.035
65972-06	PT22-1705	50	17	5	0.070
65972-07	PT22-1710	50	17	10	0.350
65972-08	PT22-1730	50	17	30	0.950

65974 PT23 "C" Washer



- ▶ Material: SKH9
- ▶ Hardened HRC 40°
- ▶ Surface Finish: Black Oxide
- ▶ Features: Washer that slides in and out of position for clean loading.

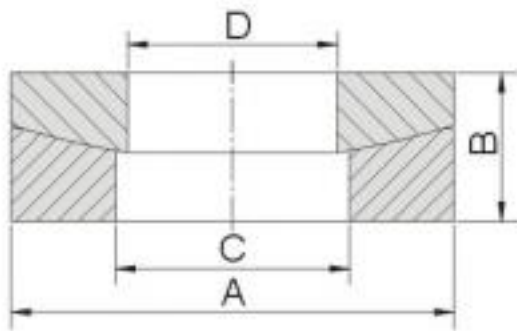
Unit: mm



Order No.	Model	A	B	C	kg
65974-01	PT23-0835	9	35	8	0.065
65974-02	PT23-1040	11	40	8	0.065
65974-03	PT23-1255	13	55	10	0.150
65974-04	PT23-1665	17	65	10	0.200
65974-05	PT23-2080	21	80	10	0.300

Machine Tool Fixture

65976 PT25 Spherical Washer

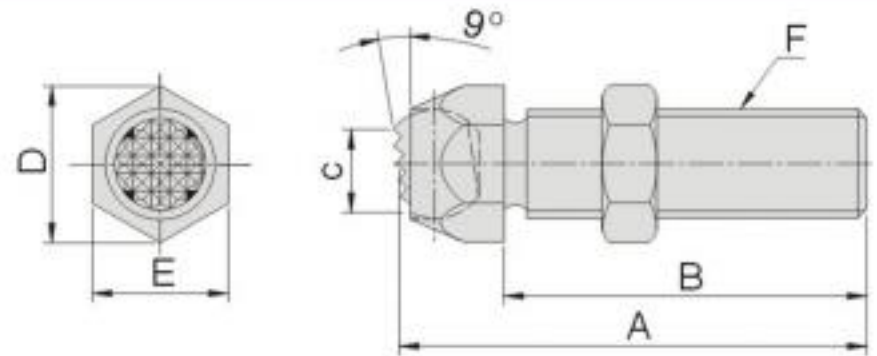


- Material: S45C
- Hardened HRC 38°
- Surface Finish: Black Oxide
- Features: Two-piece washer that compensates whenever a stub and clamping surface are not exactly perpendicular.

Unit: mm

Order No.	Model	A	B	C	D	R	kg
65976-01	PT25-0819	19	6.2	10	9	30	0.013
65976-02	PT25-1022	22	8	12	11	30	0.019
65976-03	PT25-1226	26	7.5	15	13	32	0.024
65976-04	PT25-1428	28	9	16	15	40	0.033
65976-05	PT25-1632	32	9	19	17	40	0.058
65976-06	PT25-1835	35	10	20	19	40	0.05
65976-07	PT25-2040	40	11.8	23	21	48	0.089
65976-08	PT25-2245	45	12.5	26	24	70	0.11
65976-09	PT25-2450	50	13.5	28	27	70	0.15

65978 PT35 Swiveling Jack Screw with Serrated End

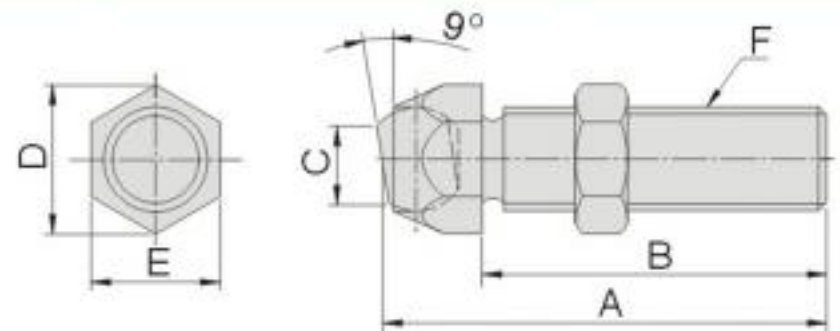


Unit: mm

Order No.	Model	A	B	C	D	E	F	kg
65978-01	PT35-0814	36	25	7	16	14	M8	0.025
65978-02	PT35-1017	45	30	8	19.6	17	M10	0.055
65978-03	PT35-1217	50	35	10	19.6	17	M12	0.055
65978-04	PT35-1624	60	40	12	27.7	24	M16	0.140
65978-05	PT35-2036	87	60	14	41.6	36	M20	0.330

- Material: S45C (Body), SUJ2 (Ball)
- Hardened HRC 35°(Body), 62°(Ball)

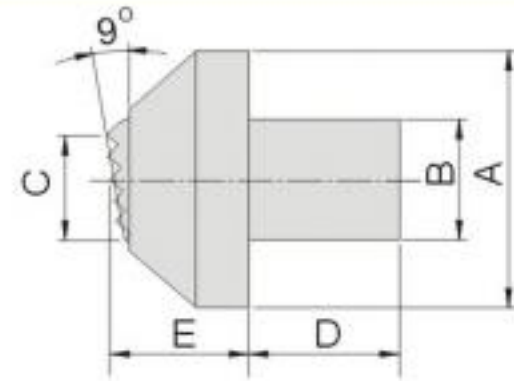
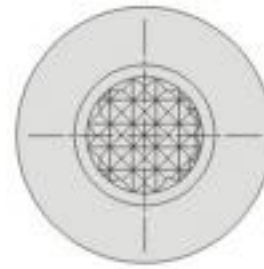
65980 PT36 Swiveling Jack Screw with Flat End



Unit: mm

Order No.	Model	A	B	C	D	E	F	kg
65980-01	PT36-0814	36	25	7	16	14	M8	0.025
65980-02	PT36-1017	45	30	8	19.6	17	M10	0.055
65980-03	PT36-1217	50	35	10	19.6	17	M12	0.055
65980-04	PT36-1624	60	40	12	27.7	24	M16	0.140
65980-05	PT36-2036	87	60	14	41.6	36	M20	0.330

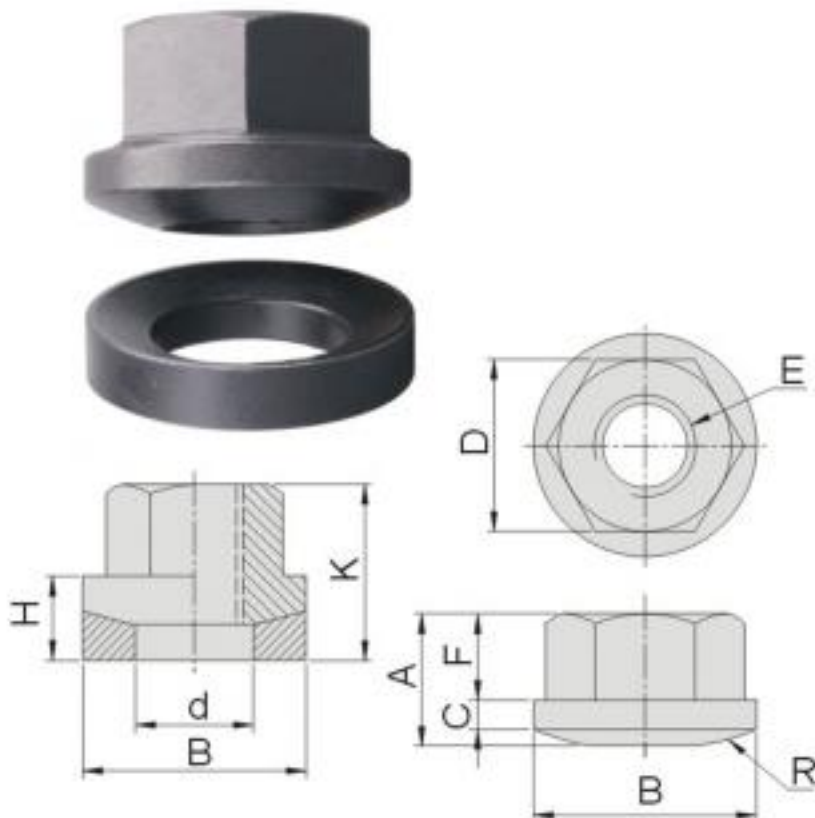
- Material: S45C (Body), SUJ2 (Ball)
- Hardened HRC 35°(Body), 62°(Ball)

65982
PT37
Swivel Rest Tip with Serrated End


Unit: mm

- ▶ Material: S45C (Body), SUJ2 (Ball)
- ▶ Hardened HRC 35°(Body), 62°(Ball)


Order No.	Model	A	B	C	D	E	kg
65982-01	PT37-1116	25	11	10	10	14.3	0.030
65982-02	PT37-1118	30	11	12	10	18	0.040

65984
PT41
Swivel Flange Nuts


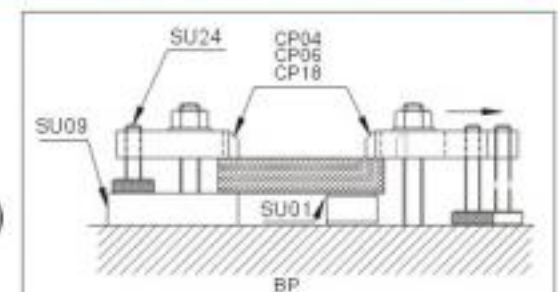
- ▶ Material: S45C
- ▶ Hardened HRC -32°~35°(Ball)

Unit: mm

Order No.	Model	A	B	C	D	d	E	F	H	K	R	kg
65984-01	PT41-0813	12	19	3	13	10	M8	7.8	7	15	30	0.021
65984-02	PT41-1017	13	22	3	17	12	M10	8.4	8	16.5	30	0.032
65984-03	PT41-1219	14.3	26	4	19	15	M12	9	10	19	32	0.046
65984-04	PT41-1422	17.5	28	4.5	22	16	M14	11.4	11	22	40	0.066
65984-05	PT41-1624	20	32	4.5	24	19	M16	12.8	11	23.8	40	0.103
65984-06	PT41-1827	20.6	35	4.5	27	20	M18	13.6	12	25.5	40	0.106
65984-07	PT41-2030	25	40	6	30	23	M20	16.6	14	31	48	0.183
65984-08	PT41-2232	25.4	45	6	32	26	M22	16.9	15	31.5	70	0.21
65984-09	PT41-2436	28	50	6	36	28	M24	18.7	15	33.5	70	0.27

65986
SU24
Knurled Adjusting Screw


- ▶ Material: S45C
- ▶ Hardened HRC -32°~35°(Ball)
- ▶ Surface Finish: Black Oxide




Unit: mm

Order No.	Model	A	B	C	D	kg
65986-01	SU24-12060	28	60	8	M12	0.08
65986-02	SU24-14065	30	65	9	M14	0.10
65986-03	SU24-16070	30	70	10	M16	0.13
65986-04	SU24-18080	36	80	12	M18	0.21
65986-05	SU24-20130	50	130	16	M20	0.47



Gin Tech Precision Co., Ltd. Copyrighted; All Rights Reserved



Gin Chan reserves right to amend the product content without prior notice

精展精密科技股份有限公司 (總公司)
GIN TECH PRECISION CO.,LTD.

台灣238新北市樹林區保安街一段341巷7號
Address: No 7, Lane 341, Sec. 1, Bau An Street, Shu lin Dist.,
23841, New Taipei City, Taiwan
TEL: 886-2-2681-8596 (Rep.)  Sales@ginchan.com.tw
FAX: 886-2-2681-8516  www.ginchan.com.tw

大陸總經銷
東莞美商精展機械五金有限公司
東莞市精展機械五金有限公司
GIN CHAN MACHINERY & HARDWARE CO.,LTD.(DONGGUAN)

廣東省東莞市大朗鎮石廈村金沙崗二路27號
Tel : 86-769-8318-5858 (Rep.)
Fax: 86-769-8318-5838/8313-5003
 www.ginchan.com.cn  sales@ginchan.com.cn



Scan Now!

