

日期章系列

Date Stamp Series



傳統日期章
Traditional Date Stamp



三層組合型日期章
Three-layer Combined Date Stamp




環保日期章
Recycling Inserts



冷却棒、螺旋水套、止水栓
Heat Sink/Spiral Baffle Tube/
Cooling Circuit Plugs



氣頂
Air Valves



排氣栓
Gas Vent



排氣塞
Sintered Vents



透氣鋼
Cylinder



GSPA A23
停止銷
stop pins

CYM B01
卡位式傳統日期章
TRADITIONAL DATE STAMP
M 材質 SUS420
H 硬度 HRC48°~50°

TTBP B09
可移動水柱塞
COOLING CIRCUIT PLUGS
M 材質 黃銅(C3604)

GSPB A23
停止銷
stop pins

DTAA B02
可分拆式日期章
SPLIT-TYPE DATE STAMP
M 材質 SUS420
H 硬度 HRC48°~50°

Z942 B10
止水栓
COOLING CIRCUIT PLUGS

GWA/B/C A23
汎用型華司・皿頭型華司
WASHERS
M 材質 S45C
H 硬度 HRC46°~50°

DYY B02
日期章內指針鑲件
INNER POINTER OF DATE STAMP
M 材質 SUS420
H 硬度 HRC48°~50°

GVA B11
氣頂
AIR VALVES
M 材質 SUS420
H 硬度 HRC48°~54°

GSH A24
支撐柱
SHORE

UYM B03
內鑲件可換式日期章
INSERTED RENEWABLE DATE SEAL
M 材質 SUS420
H 硬度 HRC48°~50°

GAJV B12
氣頂
AIR VALVES
M 材質 SUS420
H 硬度 HRC48°~54°

GLS A24
限位螺絲
LIMITING SCREW
M 材質 S45C
H 硬度 HRC35°±2°
S 表面處理 發藍(Fe3O4)

FD B04
三層組合型日期章
THREE-LAY COMBINED DATE STAMP
歐式西班牙標準
European Spanish standard
M 材質 SUS420
H 硬度 HRC48°~50°

GVJ B13
氣頂
AIR VALVES
M 材質 SUS420
H 硬度 HRC48°~54°

GPB A25
無給油導套(銅合金)
OIL-FREE GUIDE BUSHINGS
M 材質: 銅合金
石墨(黑鉛)

FDA B04
三層組合型日期章
THREE-LAY COMBINED DATE STAMP
M 材質 SUS420
H 硬度 HRC48°~50°

GFA B13
氣頂
AIR VALVES
M 材質 SUS420
H 硬度 HRC48°~54°

GPF A26
無給油凸緣導套
OIL-FREE FLANGE GUIDE BUSHINGS
M 材質: 銅合金
石墨(黑鉛)

BT01 B05
環保日期章
RECYCLING INSERTS

GVD B13
氣頂
AIR VALVES
M 材質 SUS420
H 硬度 HRC48°~54°

GPP A27
無給油滑動板
SELF LUBRICATING PLATE
M 材質: 銅合金
石墨(黑鉛)

GH B06
冷卻棒(熱管)
HEAT SINK
M 材質 銅+冷卻液

APV B14
氣頂
AIR VALVES
M 材質 SUS420
H 硬度 HRC48°~54°

GPH A28
無給油耐磨滑板
SELF LUBRICATING PLATE
-EXTRA RESIST-
M 材質: 銅合金
石墨(黑鉛)

GCA/GCB/GCT B07
冷卻螺旋水套
SPIRAL BAFFLE TUBE

GAS B15
排氣栓
GAS VENT
M 不銹鋼——射出模具專用
H 硬度 RV50 孔徑 0.05
M 銅——中空模具專用
H 硬度 RV20 孔徑 0.35

GASP B16
燒結式排氣塞
SINTERED VENTS

GSBR C06
方型導引柱 / 導引塊
SQUARE GUIDE BAR /
GUIDE RETAINER
M 材質 YK30+石墨 (graphite)
H 硬度 HRC56°~60°

PLXM C15
X型直式導位互鎖組件
X-STYLE STRAIGHT INTERLOCKS
M 材質 相當于YK30
H 硬度 Male HRC50°~55°
Female HRC55°~60°

GASY B16
透氣鋼
CYLINDER

GTM、TLM C07
導位固定塊組件
LOCATING BLOCK SETS

PLX 英制: inch C16
X型直式導位互鎖組件
X-STYLE STRAIGHT INTERLOCKS
M 材質 相當于YK30
H 硬度 Male HRC50°~55°
Female HRC55°~60°

TPNV C01
錐形導柱組件 (圓錐型)
TAPERED INTERLOCKS
(ROUND)
M 材質 SUJ2
H 硬度 HRC58°~62°

GTL、TL C08
導位固定塊組件
LOCATING BLOCK SETS

TBL C17
錐形定位塊組件
TAPER BLOCK SETS
M 材質 相當于YK30
H 硬度 Male HRC50°~55°
Female HRC55°~60°

GTPN C01
錐形導柱組件 (圓錐型)
TAPERED INTERLOCKS
(ROUND)
M 材質 SUJ2
H 硬度 HRC58°~62°

SL C09
導位固定塊組件
LOCATING BLOCK SETS
公件/Male
M 材質 YK30
H 硬度 HRC50°~54°
S 表面處理 磷酸鋁皮膜 Black oxide finish
母件/Female
M 材質 SKD11(D2)
H 硬度 HRC56°~62°
S 表面處理 鍍鈦 Titanium Nitride coated

GTB C18
錐形定位塊組件
TAPER BLOCK SETS
M 材質 YK30
H 硬度 HRC56°~60°

GTP C02
圓型定位柱
ROUND LOCATING UNITS
M 材質 SUJ2
H 硬度 HRC58°~62°

GL C10
導位固定塊組件 (三件式)
LOCATING BLOCK SETS
中件 M 材質 SKD11鍍鈦 (Ti coated)
H 硬度 HRC56°~62°
左右件 M 材質 YK30 磷酸鋁皮膜
H 硬度 HRC50°~54°

TBS C19
錐形定位塊組件
TAPER BLOCK SETS
M 材質 YK30
H 硬度 HRC56°~60°

GTZ C02
直身定位鎖
STRAIGHT BLOCK SETS
M 材質 SUJ2
H 硬度 HRC58°~62°

GLK C11
導位固定塊組件
LOCATING BLOCK SETS
公件: M 材質 YK30
H 硬度 HRC50°~55°
母件: M 材質 YK30
H 硬度 HRC55°~60°

TBF C20
直式定位塊組件
POSITIONING STRAIGHT
BLOCK SETS
M 材質 YK30
H 硬度 HRC56°~60°

GLRM C03
定位滑塊
SLIDE BLOCK SETS
M 材質 YK30
H 硬度 HRC58°~60°

GLKM C12
導位固定塊組件
LOCATING BLOCK SETS
公件: M 材質 YK30
H 硬度 HRC50°~55°
母件: M 材質 YK30
H 硬度 HRC55°~60°

GXB C21
導位固定塊組件 (直式)
LOCATING BLOCK SETS
(STRAIGHT TYPE)
M 材質 YK30
H 硬度 HRC56°~60°

GLRF C04
定位滑塊
SLIDE BLOCK SETS
M 材質 SKD61
H 硬度 HRC45°~50°

GTN C13
導位固定塊組件
LOCATING BLOCK SETS
M 材質 YK30
H 硬度 HRC58°~60°

GSSB C22
直式導位邊鎖組件
STRAIGHT SIDE LOCKS SETS
M 材質 YK30
H 硬度 HRC56°~60°

SBXT C05
定位滑塊
SLIDE BLOCK SETS
公件: M 材質 YK30
H 硬度 HRC52°
母件: M 材質 YK30
H 硬度 HRC50°

GPL C14
直式邊鎖組件
STRAIGHT SIDE INTERLOCKS
M 材質 相當于YK30
H 硬度 Male HRC50°~55°
Female HRC55°~60°

TTSB C23
導位固定塊組件
LOCATING BLOCK SETS
M 材質 YK30
H 硬度 HRC56°~60°

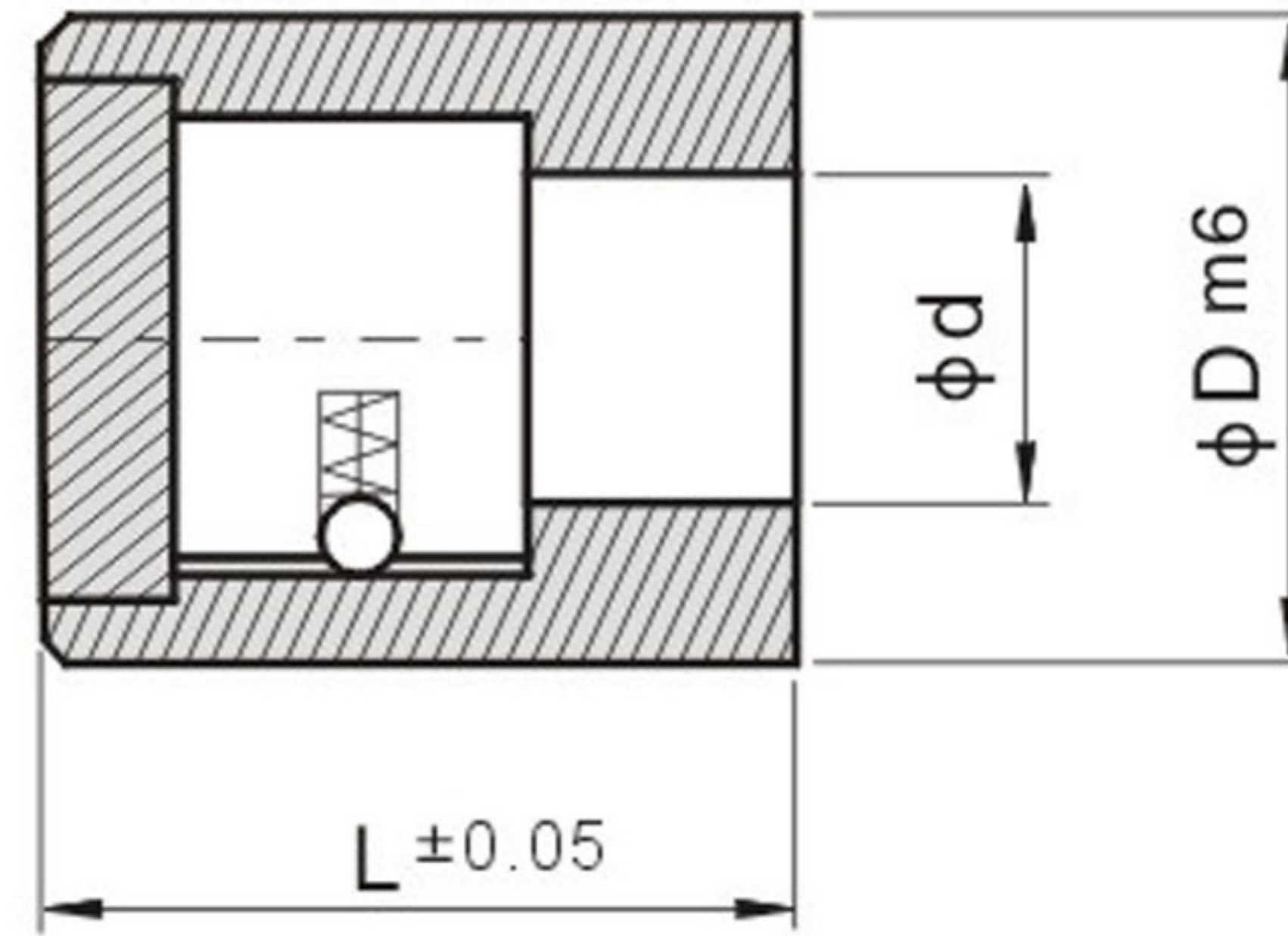
日期章系列 Date Stamp Series

CYM

卡位式. 傳統日期章 Traditional Date Stamp

- 1、波珠结构，定位效果好;
- 2、箭头指示准确，使用波珠定位;

- 3、经济型，装配简单，内镶件不可更换;
- 4、以下规格依为标准，可依客户规格长度加工。



- 1、It has ball structure with fit tightness;
- 2、It has accurate arrow indication, and uses ball positioning;
- 3、It is cost-effective, and easy to assemble.
- 4、The following specification is subject to, moreover, it can be processed according to the specification and length proposed by the customers.



图1:安装
Install



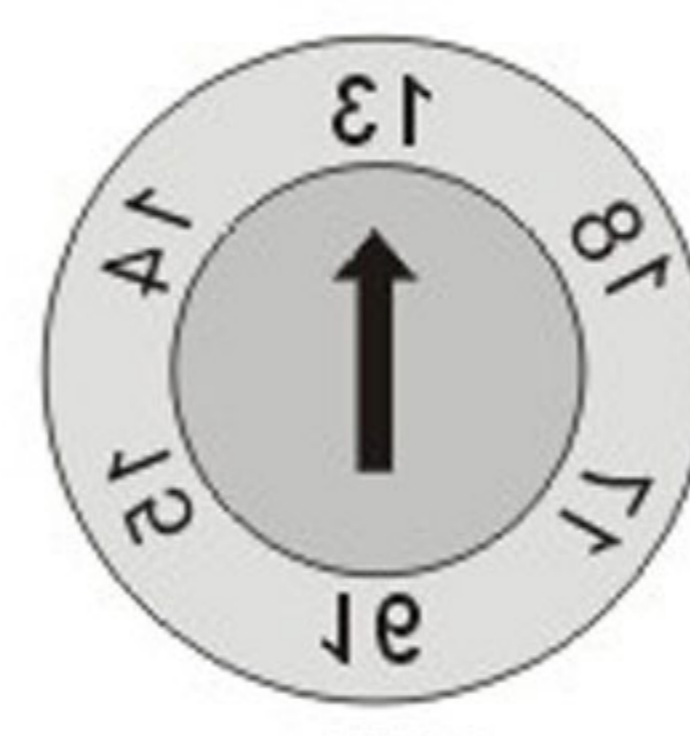
图2:拆卸
Disassemble



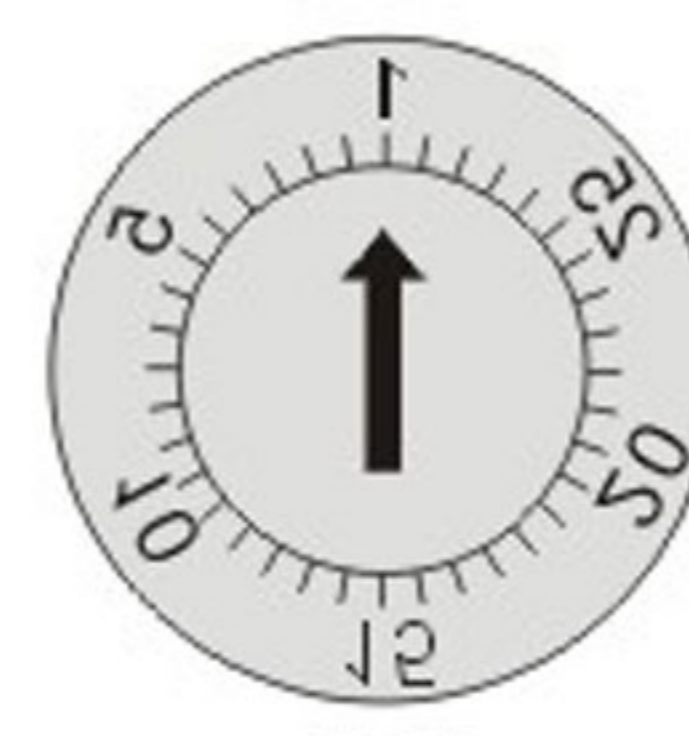
CYM



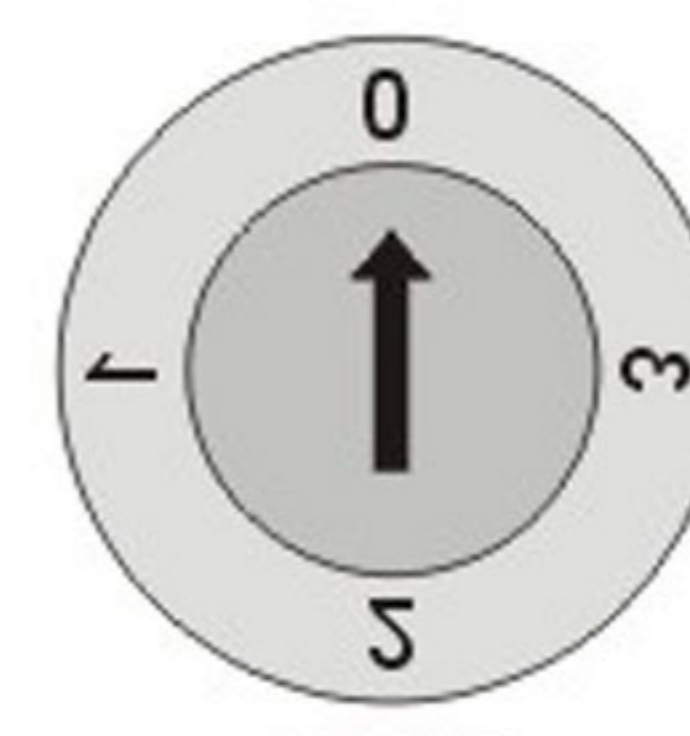
CM



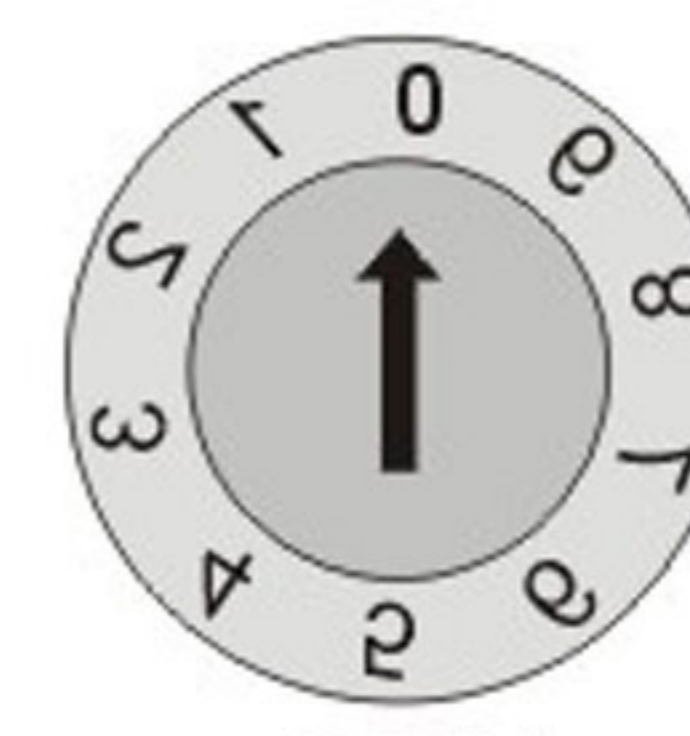
CY



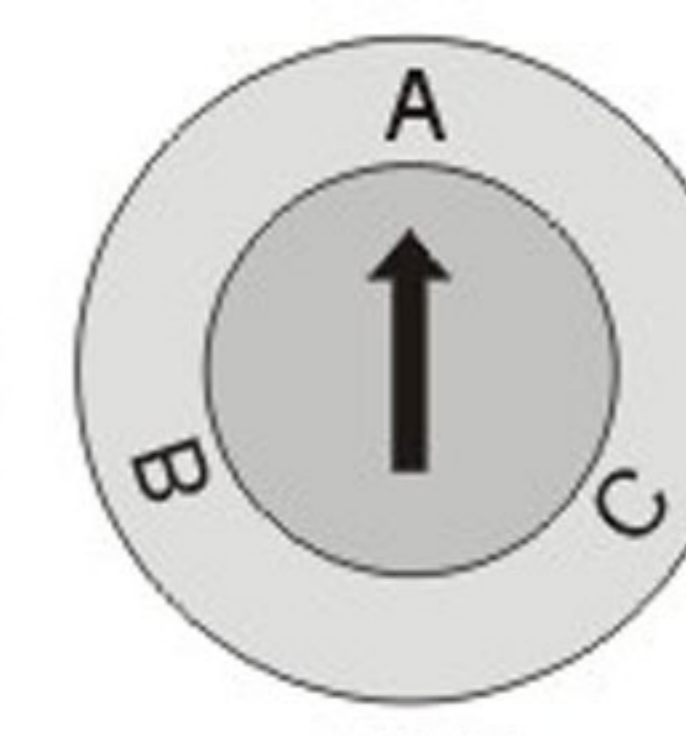
CD



CDD



CDN



CB



CA

Type								尺寸 Size	单价 ¥ Unite price
年月 Months+Year (15年起)	月 Months (1~12)	年 Year (15~20)	日 Days (1~31)	日 2nd digit (十位)	日 1st digit (个位)	班 Shift (A~C)	字母 Letter (A~L)	直径-长度 Dia.-Length D-L	
—	CM3-6	CY3-6	—	CDD3-6	—	CB3-6	—	ϕ 3-6mm	○
CYM4-6	CM4-6	CY4-6	—	CDD4-6	CDN4-6	CB4-6	CA4-6	ϕ 4-6/8mm	○
CYM5-8	CM5-8	CY5-8	CD5-8	CDD5-8	CDN5-8	CB5-8	CA5-8	ϕ 5-8mm	○
CYM6-8	CM6-8	CY6-8	CD6-8	CDD6-8	CDN6-8	CB6-8	CA6-8	ϕ 6-8mm	○
CYM6-10	CM6-10	CY6-10	CD6-10	CDD6-10	CDN6-10	CB6-10	CA6-10	ϕ 6-10mm	○
CYM8-10	CM8-10	CY8-10	CD8-10	CDD8-10	CDN8-10	CB8-10	CA8-10	ϕ 8-10mm	○
CYM10-10	CM10-10	CY10-10	CD10-10	CDD10-10	CDN10-10	CB10-10	CA10-10	ϕ 10-10mm	○
CYM10-12	CM10-12	CY10-12	CD10-12	CDD10-12	CDN10-12	CB10-12	CA10-12	ϕ 10-12mm	○
CYM12-12	CM12-12	CY12-12	CD12-12	CDD12-12	CDN12-12	CB12-12	CA12-12	ϕ 12-12mm	○
CYM16-14	CM16-14	CY16-14	CD16-14	CDD16-14	CDN16-14	CB16-14	CA16-14	ϕ 16-14mm	○
CYM20-14	CM20-14	CY20-14	CD20-14	CDD20-14	CDN20-14	CB20-14	CA20-14	ϕ 20-14mm	○

声明: 无卡位日期指示, 产生任意跑位, 未能起到日期指示效果。
Statement: if the date stamp haven't the slot to fix, it will random move, also lose the effect of indicating the date.



Order: CYM4-6 - Q'TY

DTAA

可分拆式日期章 Split-type Date Stamp

日式标准 Japanese standard

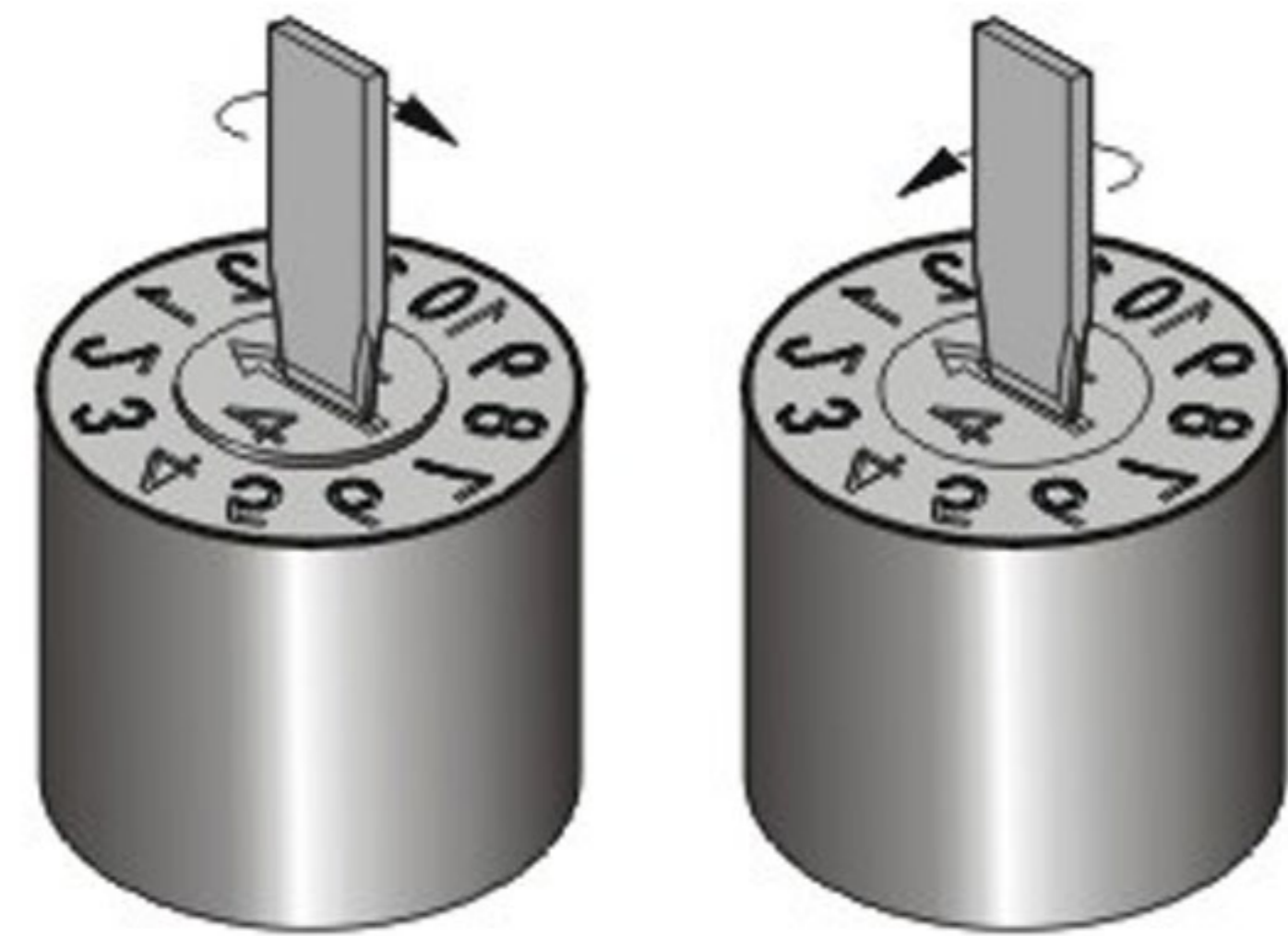
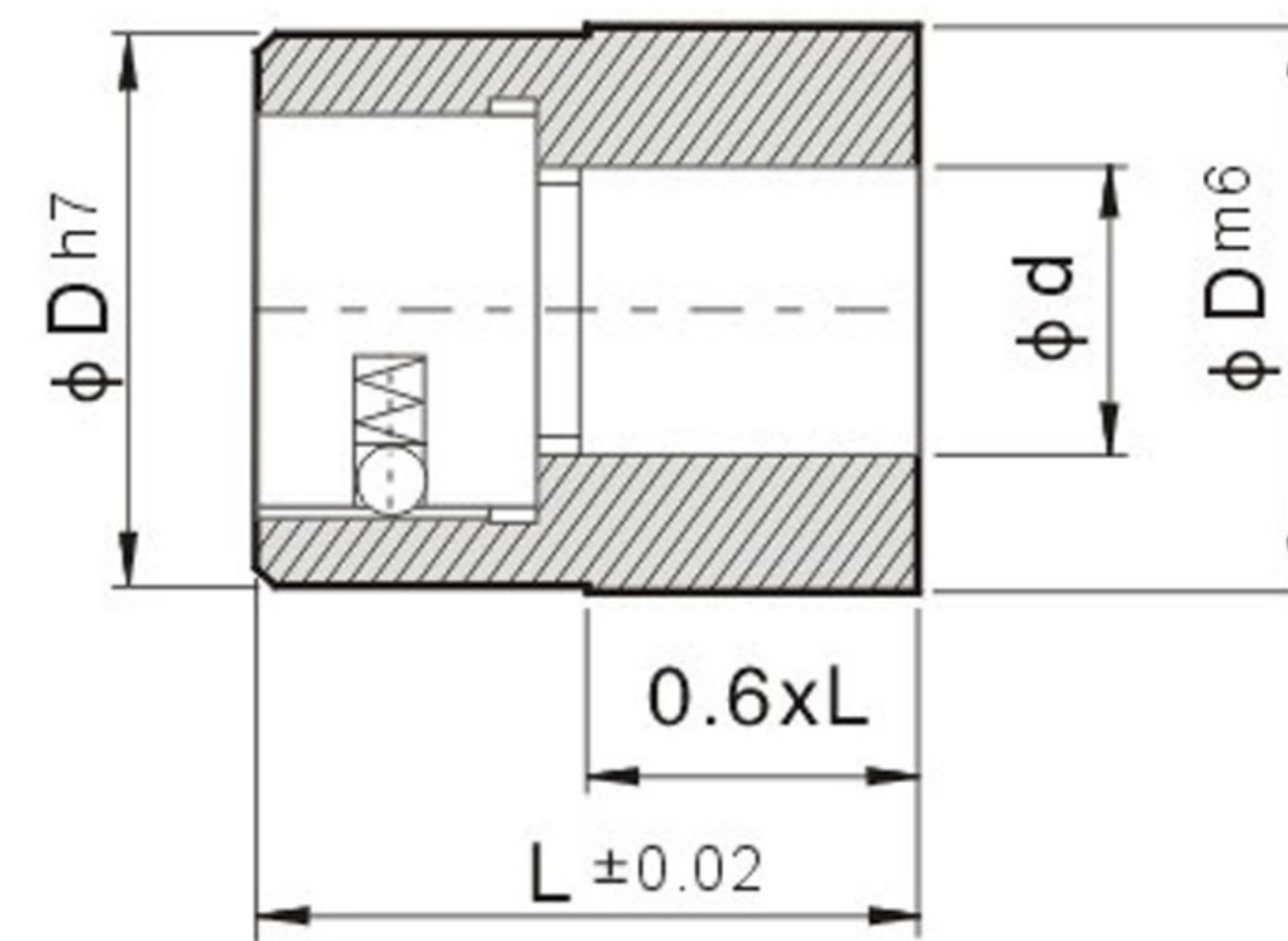
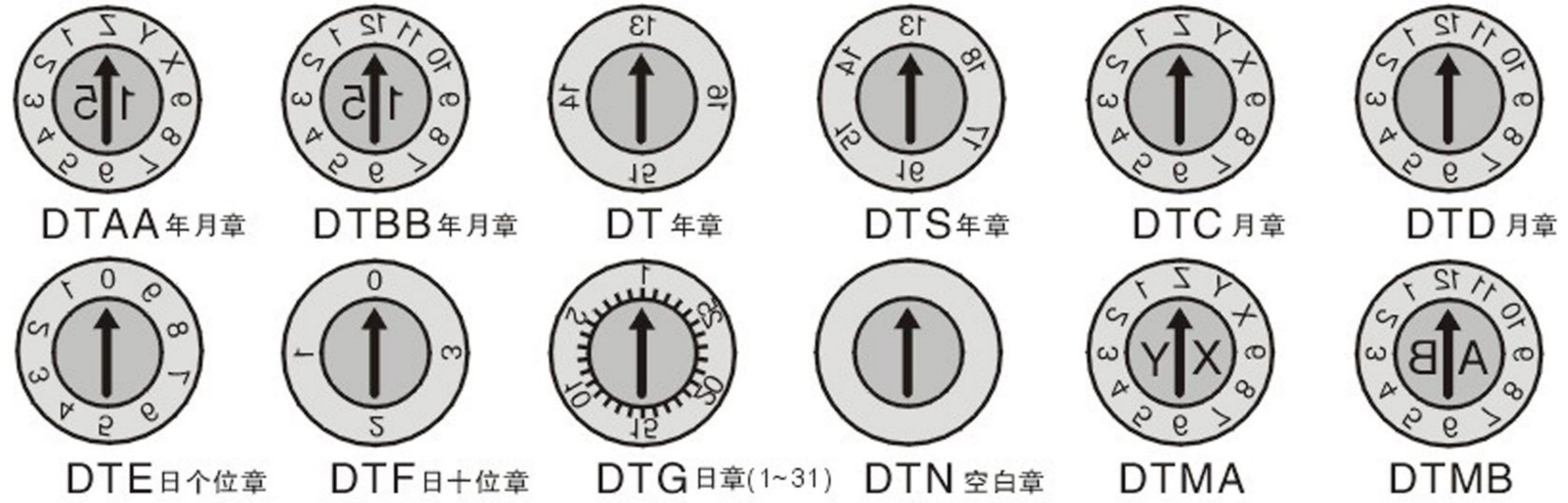


图1: 安装 Install
图2: 拆卸 Disassemble



年月章 Months+Year	年月章 Months+Year	年章 Year	年章 Year	月章 Months	月章 Months	ϕD	L	ϕd	单价 Unite price
DTAA4_*	DTBB4_*	DT4_*	DTS4_*	DTC_*	DTD4_*	4	8	1.9	○
DTAA5_*	DTBB5_*	DT5_*	DTS5_*	DTC_*	DTD5_*	5	8	2.3	○
DTAA6_*	DTBB6_*	DT6_*	DTS6_*	DTC_*	DTD6_*	6	8	2.8	○
DTAA8_*	DTBB8_*	DT8_*	DTS8_*	DTC_*	DTD8_*	8	8	4	○
——	DTBB10_*	DT10_*	DTS10_*	——	DTD10_*	10	10	5	○
——	DTBB12_*	DT12_*	DTS12_*	——	DTD12_*	12	12	6.5	○
——	DTBB16_*	DT16_*	DTS16_*	——	DTD16_*	16	14	10	○
——	DTBB20_*	DT20_*	——	——	DTD20_*	20	16	12	○

订购请在*处填上开始的年份
Please fill the beginning year on "*" when you make and order

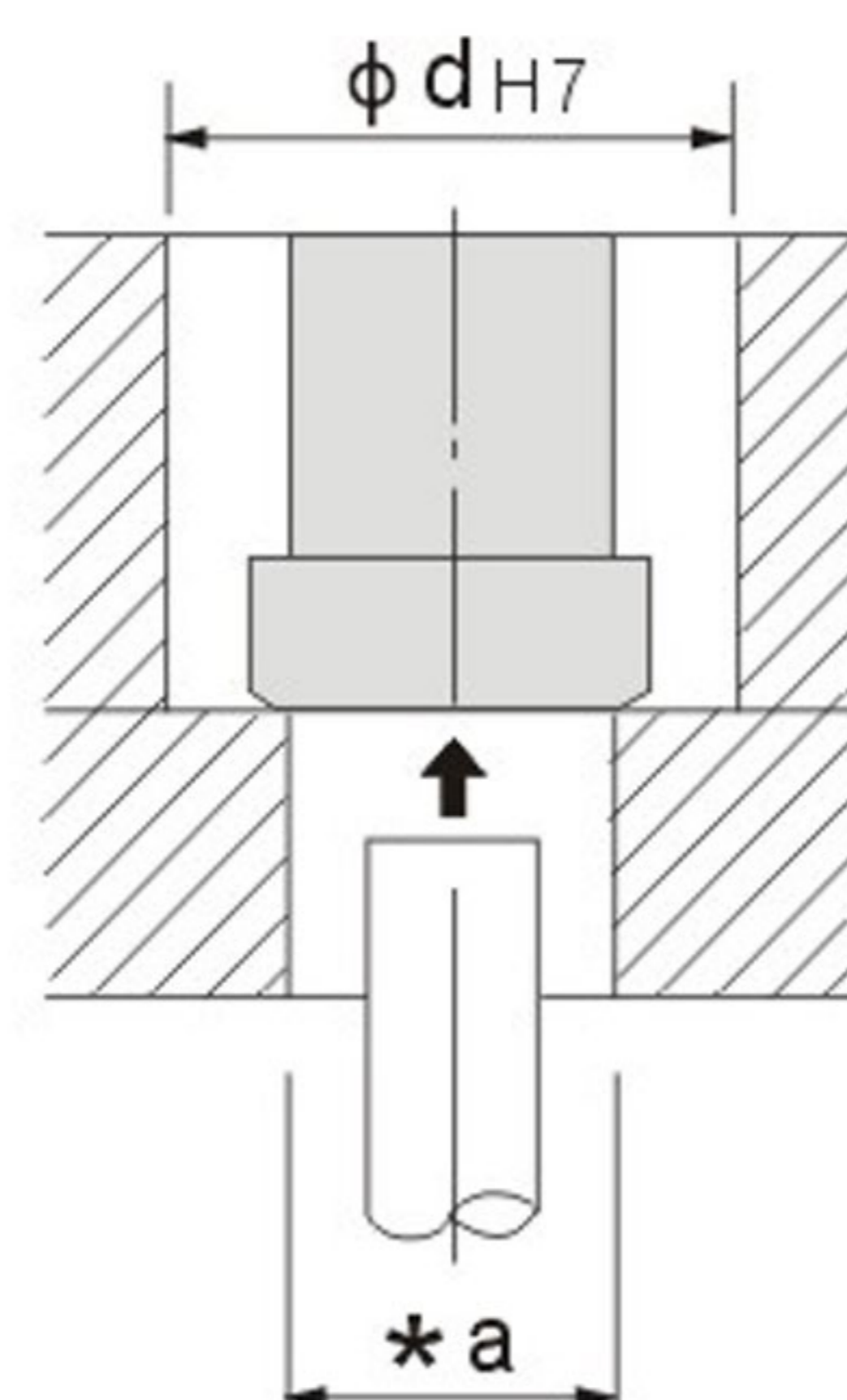
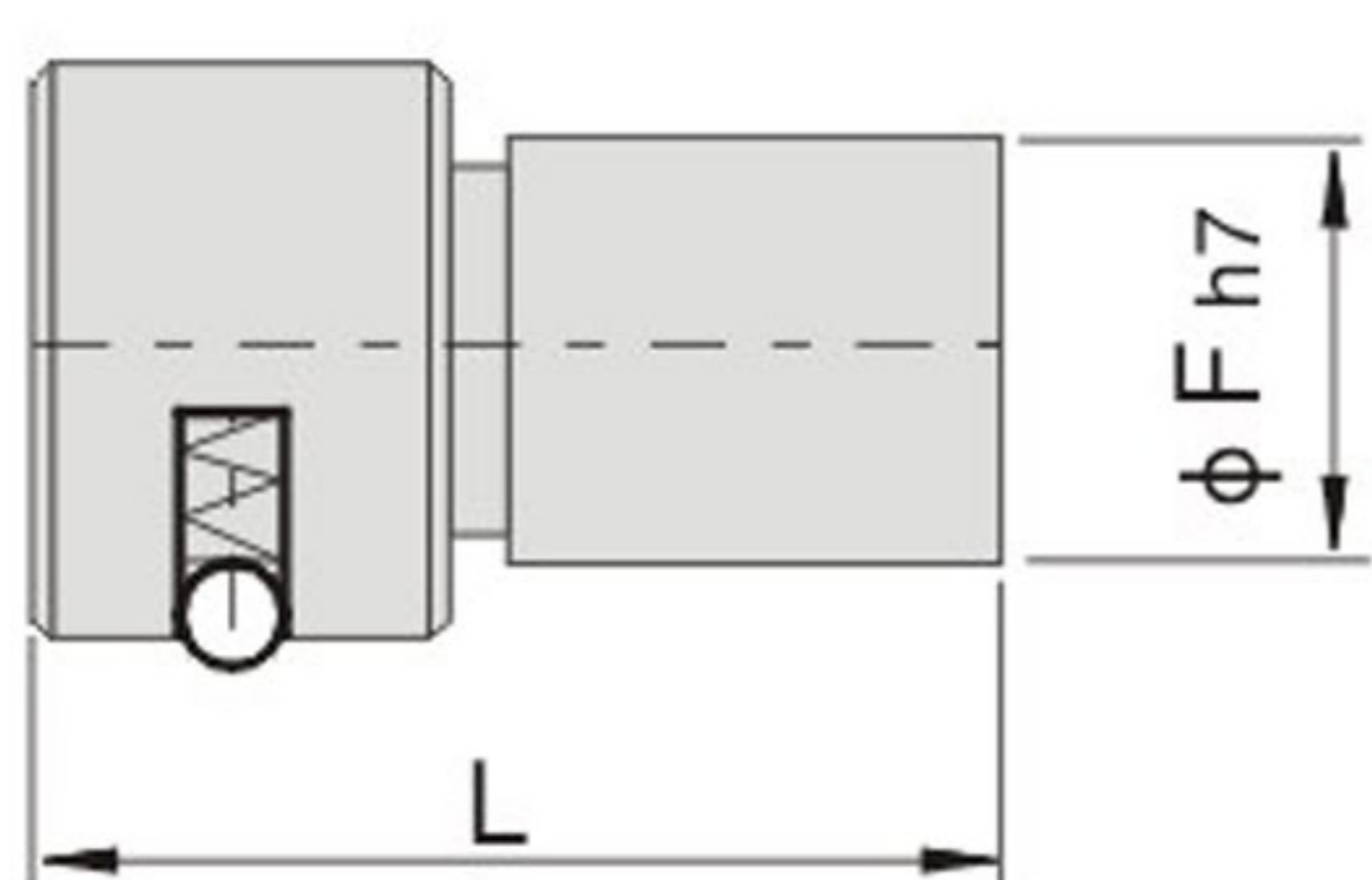
日个位章 1st digit	日十位章 2nd digit	日章 (1~31) Days	空白章 Blank	XY+月章 XY+Months	AB+月章 AB+Months	ϕD	L	ϕd	单价 Unite price
DTE4	DTF4	——	DTN4	——	——	4	8	1.9	○
DTE5	DTF5	——	DTN5	DTMA5	DTMB5	5	8	2.3	○
DTE6	DTF6	——	DTN6	DTMA6	DTMB6	6	8	2.8	○
DTE8	DTF8	——	DTN8	DTMA8	DTMB8	8	8	4	○
DTE10	DTF10	——	DTN10	——	DTMB10	10	10	5	○
DTE12	DTF12	——	DTN12	——	DTMB12	12	12	6.5	○
DTE16	DTF16	DTG16_*	DTN16	——	DTMB16	16	14	10	○
DTE20	DTF20	DTG20_*	DTN20	——	DTMB20	20	16	12	○

Order: DTAA4_* - Q'TY

DYY

日期章内指针镶件 Inner Pointer of Date Stamp

• 安装方法
Installation diagram



年+箭头 Year+Arrow	箭头 Arrow	AB+箭头 AB+Arrow	L	ϕF	单价 Unite price
DYY4_*	DN4	DYM5	8	1.9	○
DYY5_*	DN5	DYM6	8	2.3	○
DYY6_*	DN6	DYM8	8	2.8	○
DYY8_*	DN8	DYM10	8	4	○
DYY10_*	DN0	DYM12	10	5	○
DYY12_*	DN12	DYM16	12	6.5	○
DYY16_*	DN16	DYM20	14	10	○
DYY20_*	DN20	——	16	12	○

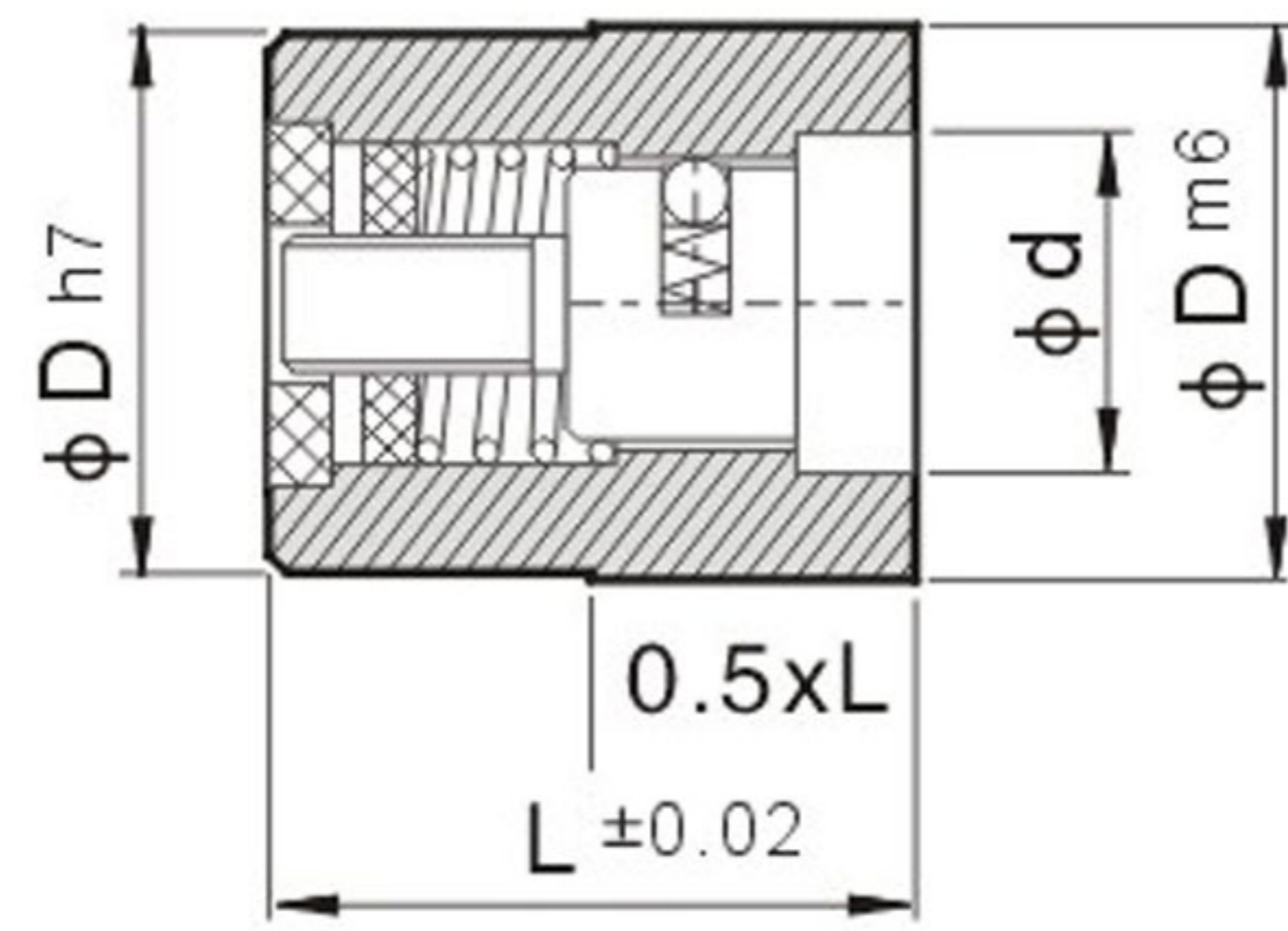
订购请在*处填上开始的年份
Please fill the beginning year on "*" when you make and order

日期章系列 Date Stamp Series

UYM

内镶件可换式日期章 Inserted renewable date seal

美式标准 American standard



UFM 年月章

- 1、从模具分型面，可快速更换内镶件，不需拆卸模具；
- 2、波珠定位；
- 3、内镶件可变更年份，适合长期生产型模具，从而可节约模具成本。

- 1、From the subtype surface of mould, you can quickly replace the inserted parts without dismantling mould.
- 2、Ball Positioning;
- 3、The inserted parts can change its year, suitable for long-term production mould, so as to save cost of the mould.



图1:安装
Install



图2:拆卸
Disassemble



UYM 年月章



UOM 月章



UOY 年章



UOD 日章



UOR 日个位章



UOS 日十位章



UOB 空白章



UUM 月章



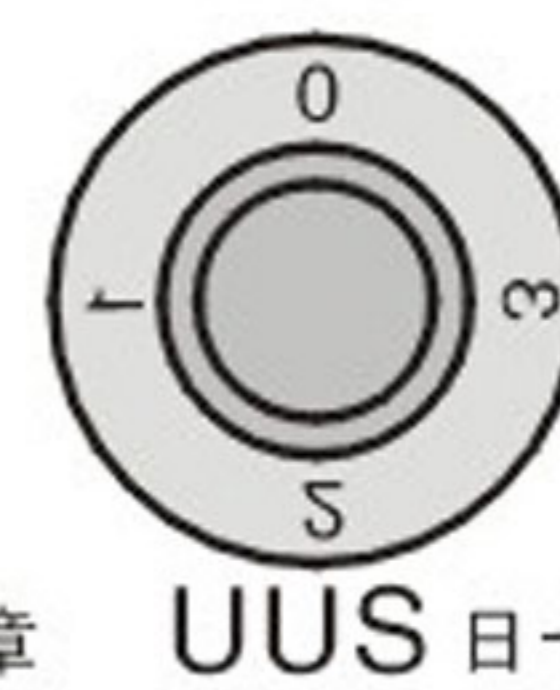
UUY 年章



UUD 日章



UUR 日个位章



UUS 日十位章



UUB 空白章

年月章 Months+Year	月章 Months	年章 Year	日章 (1-31) Days	日个位章 1st digit	日十位章 2nd digit	空白章 Blank	ϕD	L	ϕd	单价 Unite price
UYM_*_04	UOM0004	UOY_*_04	———	UOR0004	UOS0004	UOB0004	4	8	2.4	○
UYM_*_06	UOM0006	UOY_*_06	———	UOR0006	UOS0006	UOB0006	6	8	3.7	○
UYM_*_08	UOM0008	UOY_*_08	———	UOR0008	UOS0008	UOB0008	8	10	5.0	○
UYM_*_10	UOM0010	UOY_*_10	———	UOR0010	UOS0010	UOB0010	10	12	6.3	○
UYM_*_12	UOM0012	UOY_*_12	———	UOR0012	UOS0012	UOB0012	12	14	7.5	○
UYM_*_16	UOM0016	UOY_*_16	UOD0016	UOR0016	UOS0016	UOB0016	16	14	11.0	○
UYM_*_20	UOM0020	UOY_*_20	UOD0020	UOR0020	UOS0020	UOB0020	20	16	13.2	○

订购请在 * 处填上开始的年份
Please fill the beginning year on "*" when you make and order

月章 Months	年章 Year	日章 (1-31) Days	日个位章 1st digit	日十位章 2nd digit	空白章 Blank	ϕD	L	ϕd	单价 Unite price
UUM0004	UUY_*_04	———	UUR0004	UUS0004	UUB0004	4	8	2.4	○
UUM0006	UUY_*_06	———	UUR0006	UUS0006	UUB0006	6	8	3.7	○
UUM0008	UUY_*_08	———	UUR0008	UUS0008	UUB0008	8	10	5.0	○
UUM0010	UUY_*_10	———	UUR0010	UUS0010	UUB0010	10	12	6.3	○
UUM0012	UUY_*_12	———	UUR0012	UUS0012	UUB0012	12	14	7.5	○
UUM0016	UUY_*_16	UUD0016	UUR0016	UUS0016	UUB0016	16	14	11.0	○
UUM0020	UUY_*_20	UUD0020	UUR0020	UUS0020	UUB0020	20	16	13.2	○

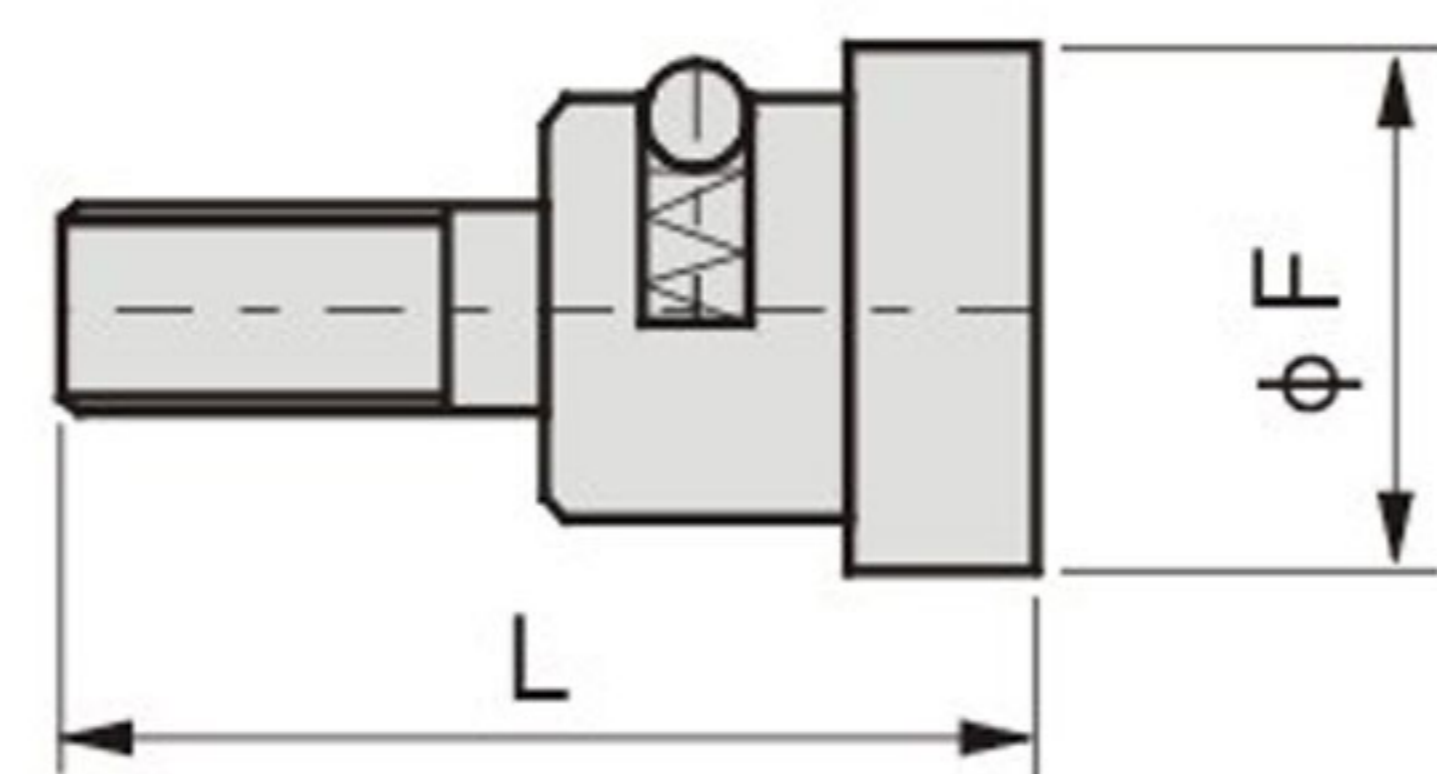
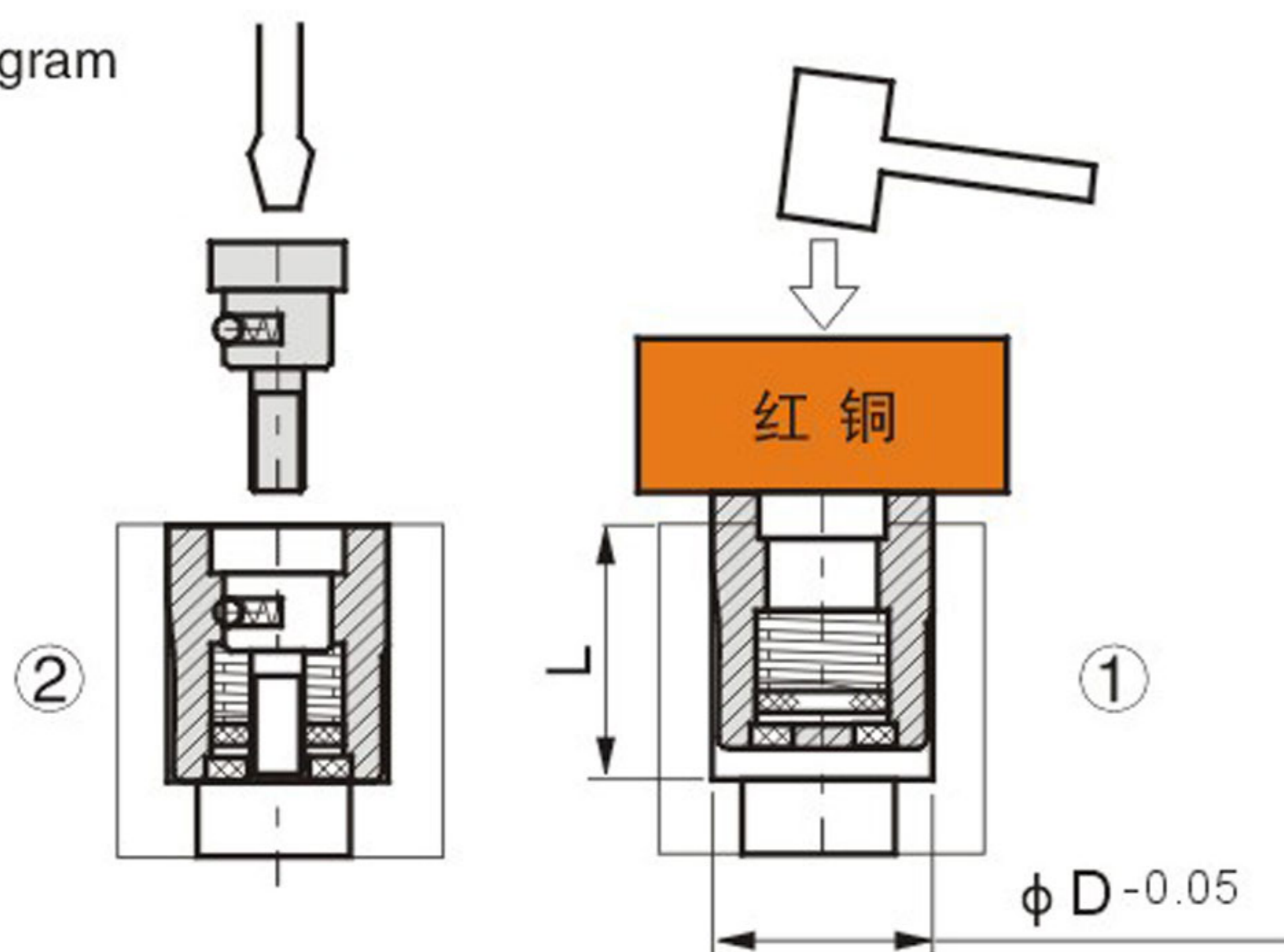
订购请在 * 处填上开始的年份
Please fill the beginning year on "*" when you make and order



Order: UYM_*_04 - Q'TY

日期章内指针镶件 YUU. Inner Pointer of Date Stamp

• 安装方法
Installation diagram



YUU 年+箭头



OUU 箭头

年 + 箭头 Year and Arrow	箭头 Arrow	L	ϕF	单价 Unite price
YUU_*_04	OUU0004	8	2.4	○
YUU_*_06	OUU0006	8	3.7	○
YUU_*_08	OUU0008	10	5.0	○
YUU_*_10	OUU0010	12	6.3	○
YUU_*_12	OUU0012	14	7.5	○
YUU_*_16	OUU0016	14	11.0	○
YUU_*_20	OUU0020	16	13.2	○

订购请在 * 请填上开始的年份
Fill in the start year after the model for order.

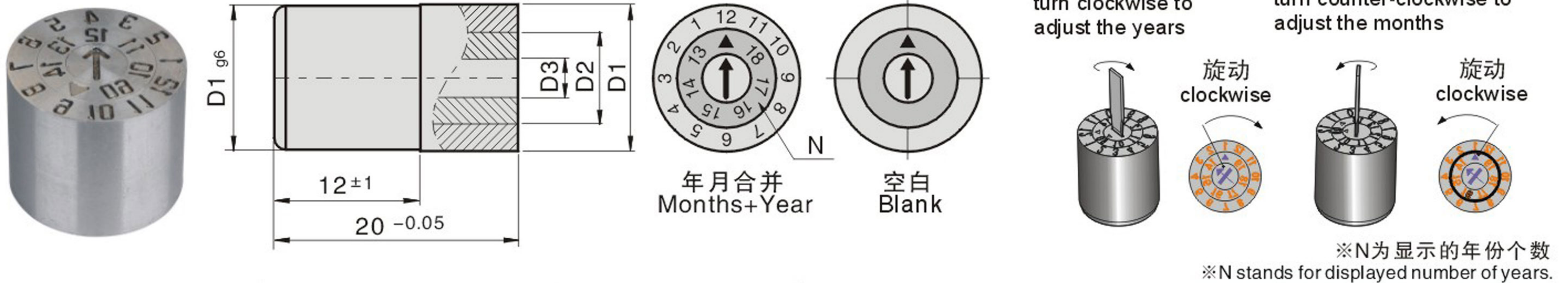
FD

三層組合型日期章 Three-layer Combined Date Stamp

歐式西班牙標準 European Spanish standard

此款日期由年月組合型，不需要使用兩個日期章，因此可節省加工成及模具空間，由12組月份和6組年份組成，無需更換可使用5年。品質比更換式更穩定，從而節約成本。（15年開始）

This kind of stamp, combined with Year and Month, doesn't need two date stamps, and therefore it can save machining cost and mould space. It is composed of 12 months and 6 years, and so you can use it for five years without change. It is much stable in quality than the replacement type, thus saving costs. (Begin from the year of 2015).



年月(年份+12月)	空白章	D1	D2	D3	單價 ¥ Unite price
FD.080512/..	FD.080500	8	5	2.5	○
FD.100612/..	FD.100600	10	6	3	○
FD.120812/..	FD.120800	12	8	4	○
FD.161012/..	FD.161000	16	10	5	○
FD.201212/..	FD.201200	20	12	6	○

訂購請在型號後加註開始的年份
Fill in the start year after the model for order.

Order: FD.201212/.. - Q'TY

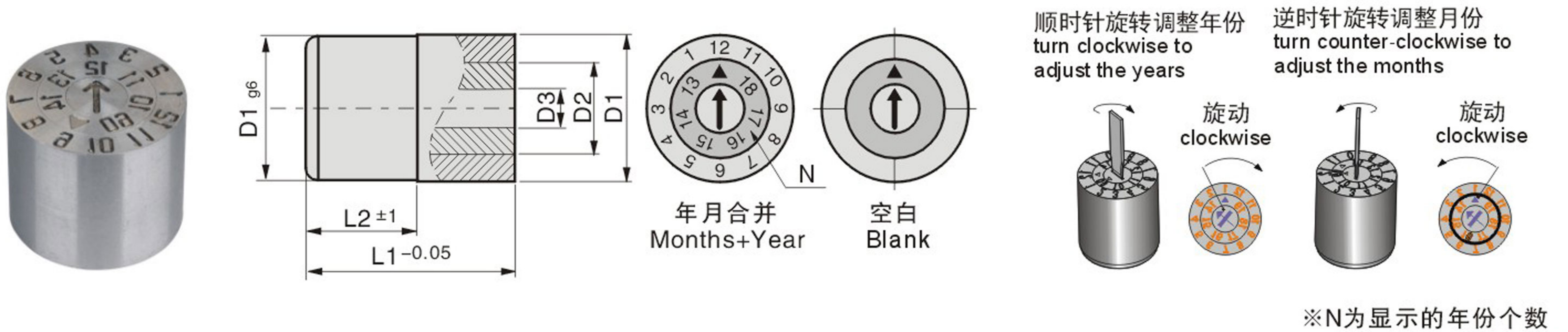
日期章系列

FDA

三層組合型日期章 Three-layer Combined Date Stamp

此款日期由年月組合型，不需要使用兩個日期章，因此可節省加工成本及模具空間，由12組月份和6組年份組成，無需更換可使用5年。與FD所比長度變更，適合地區使用。（15年開始）

This kind of stamp, combined with Year and Month, doesn't need two date stamps, and therefore it can save machining cost and mould space. It is composed of 12 months and 6 years, and so you can use it for five years without change. Length has been changed compared with FD, suitable for regional application (Begin from the year of 2015).



AB 型號 Type	標準尺寸 Standard Size					單價 ¥ Unite price
	D1	D2	D3	L1	L2	
年15起+月(1-12) (begin from 15)+Month (1-12)						
FDA. 1210 6/..	φ6	4	2	12	6+1	○
FDA. 12108/..	φ8	5	2.5	12	6+1	○
FDA. 121010/..	φ10	6	3	12	6+1	○
FDA. 121012/..	φ12	8	4	14	7+1	○
FDA. 121016/..	φ16	10	5	14	7+1	○
FDA. 121020/..	φ20	12	6	16	8+1	○

Order: - Q'TY

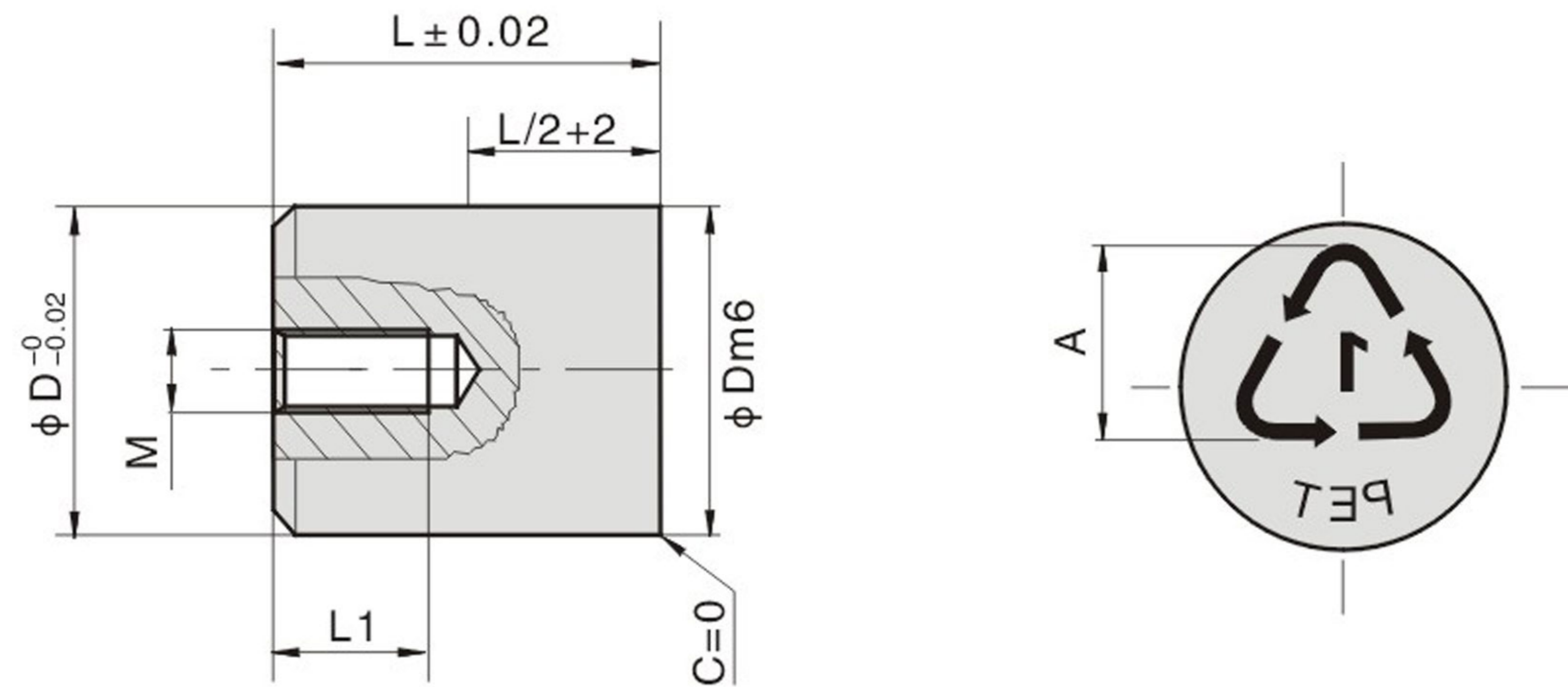
日期章系列 Date Stamp Series

BT01

環保日期章 Recycling inserts



- 环保章指示塑料制品由于老化或品质下降等原因需回收的指示标志。
- 表示塑料的牌号，便于产品环保等原因在回收时分类的指示，或是商标及其它需指示的文字或图案。
- 铜制环保章适合薄壁模具、塑胶产品，其散热好的效果。
- Environmental protection stamp indicates indication sign to recover plastic products due to those reasons, such as the age and decrease of quality, etc.
- It indicates grade of plastics, which is convenient to classify indications or trademark or other characters or patterns needed to be indicated when recovery is made, due to those reasons, such as environmental protection of products, etc.
- Copper recycling insert is suitable for thin-walled mold plastic products, because the heat dissipation is good.



Type	φ Dm6		L	L1	A	M	单价 ¥ Unite price
BT01	4	+0.012 +0.004	6/8	4	2	2x0.4	○
	5		8	4	3	2x0.45	○
	6		8/10	5	4	3x0.5	○
	8	+0.015 +0.006	10	6	5	4x0.7	○
			12	6		4x0.7	○
	10		12	6	6	5x0.8	○
			14	6	7	5x0.8	○
	12	+0.018 +0.007	12	7		5x0.8	○
			14	7		5x0.8	○
	16		14	7	6x1	○	
			16	7	10	6x1	○
	20	+0.021 +0.008	14	8		6x1	○
			16	10	6x1	○	

适用树脂 Applicable resins::

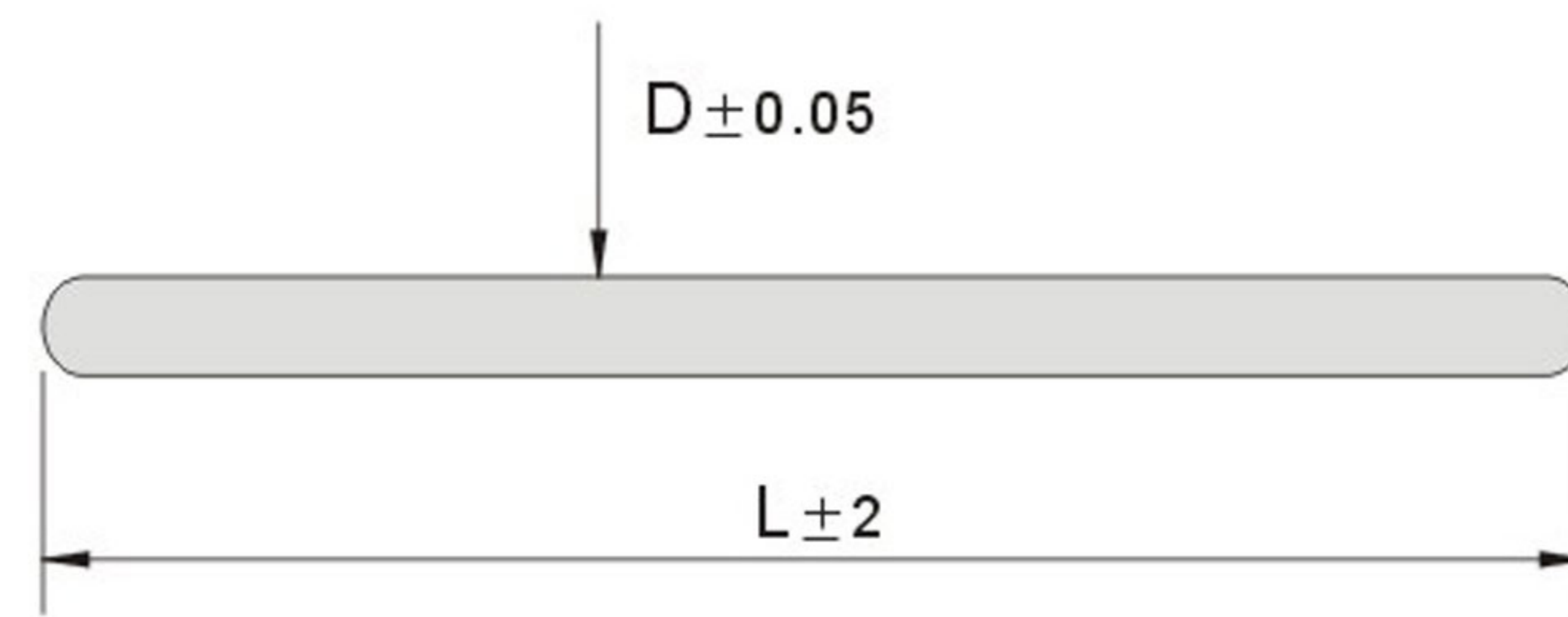
適用樹脂	聚对苯二甲酸乙二酯 Polyethylene terephthalate	高密度聚乙烯 High density polyethylene	聚氯乙烯 Polvinyl chloride	低密度聚乙烯 Low density polyethylene	聚丙烯 Polypropylene	聚苯乙烯 Polystyrene	其它树脂 Other resins
美國SPI規格							
以美國SPI規格 為准之德國 法國規格				 			



Order:

BT01

- Q'TY



材質 銅+冷却液

公制: mm

Catalog No.		L								
Type	D	單價U'price	40~80	81~150	121~150	151~185	186~220	221~250	251~275	276~300
GH	3		○	○	○	○	○	○	○	○
	4		○	○	○	○	○	○	○	○
	5		○	○	○	○	○	○	○	○
	6		○	○	○	○	○	○	○	○
	8		○	○	○	○	○	○	○	○



Order: GH - D - L - Q'TY

熱管方式之優點:

1. 成形循環可縮短30%以上(高速吸熱與冷却)
2. 可獲得殘留應力少的成形品(防止產品縮水與變形)
3. 成形品精度佳(冷却水不沸騰)
4. 成形品外表面佳(防止水垢產生)
5. 可減少顏色不均的現象(可長時間運轉)
6. 模具保養很有效, 因此可維持精度, 並減少勞動力。
7. 只需裝上附加的熱管, 即能進行模具改良。

安裝方法:

1. 安裝冷却管的孔徑加工要比冷却管大0.1mm~0.2mm。
2. 冷却管裝入後, 請用傳熱填劑將多的空間填滿。
3. 冷却水道孔徑加工請比冷却管大兩倍以上。
4. 冷却管安裝時, 請將冷却管總長的1/3或2/3長度埋入模具之內以確保安全。

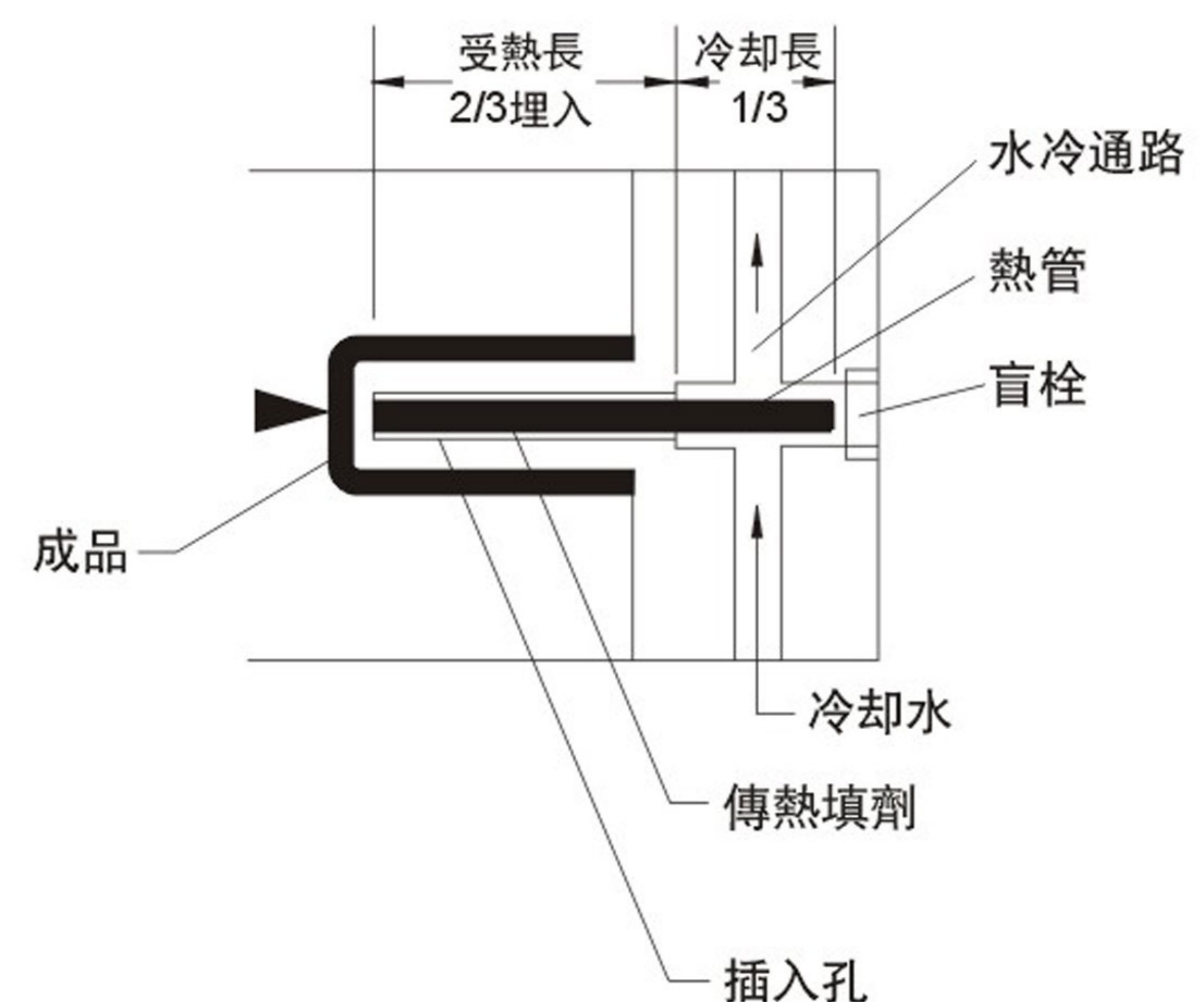
Advantages:

1. Can save at least 30% of molding cycle. (super absorbency and cool down time)
2. Less cull in molding products. (can prevent the final products from shrinkage and deformation.)
3. Produce highly accurate final molding products. (Preventing water from boiling)
4. Outstanding surface on the final products. (avoid any water waste)
5. Can prevent color from inconsistency. (endure long-hour operating time)
6. Helps maintaining molds and reducing labor cost.
7. Simply add heat sink to improve molds function.

Installation:

1. When installing into molds, please make sure the space is at least 0.1mm to 0.2mm wider than heat sink.
2. After installing, please use fitters to fill the gap.
3. Leave at least twice of the hole space for water cooling path
4. For safety, please insert at least 1/3 of heat sink into molds.

標準組立範圍



冷却系列 Cooling Series

GC

冷却螺旋水套 Spiral Baffle Tube

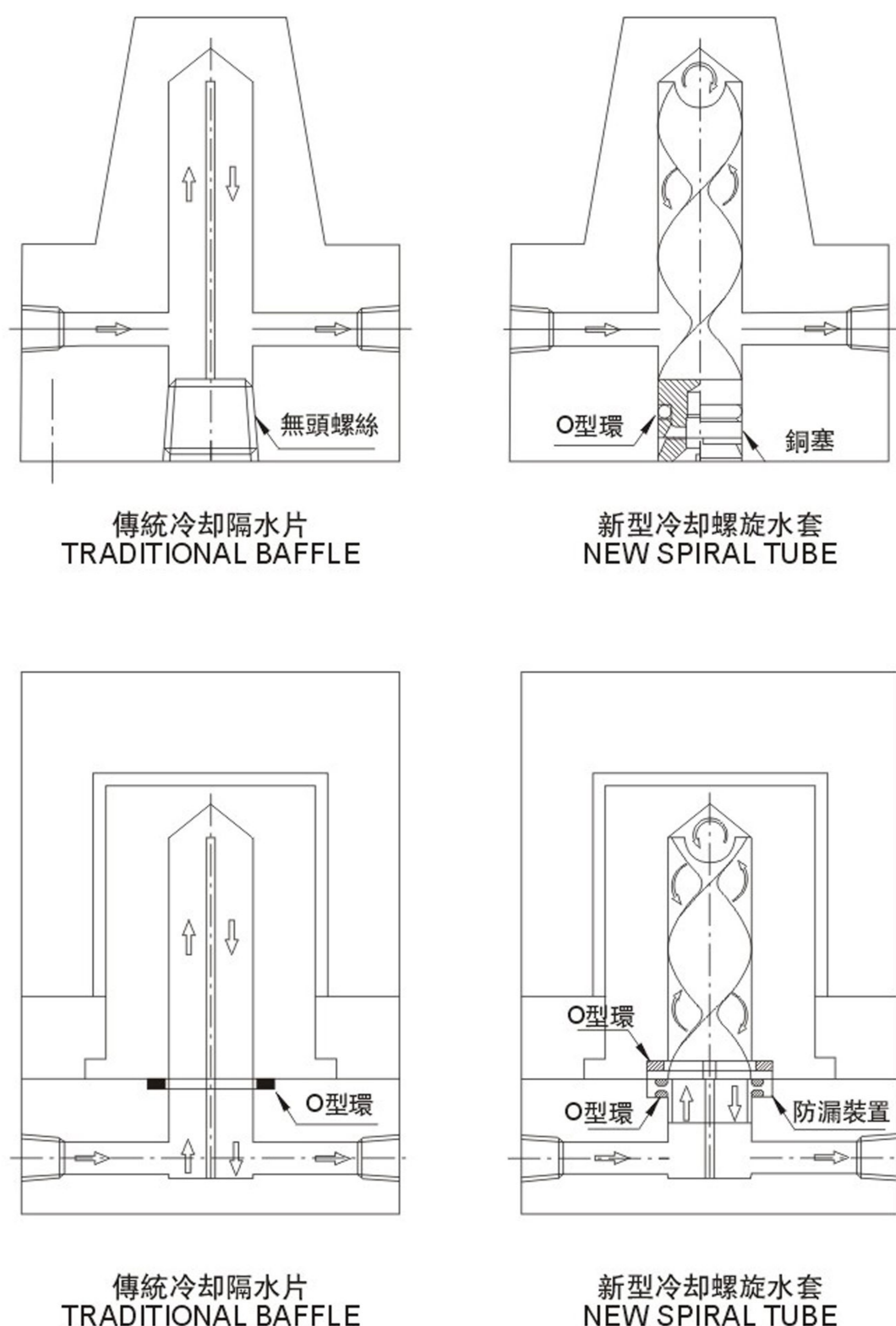
新型冷却螺旋水套——改善塑膠模具模具冷却系統

模具及成形業者的一大福音，革命性的創舉，交錯中的渦流能將模具中的熱量快速而完整的帶離，達到最高冷却的境界，降低成本。

A revolutionary innovation great news for mold and die users.

Inter looking flow tubes conduct heat quickly and completely away from the mold, providing the optimal cooling effect and so reducing costs.

新型產品—模具用冷却螺旋水套及防漏裝置
傳統產品與新型產品之比較
NEW DESIGN-SPIRAL TUBE FOR MOLD COOLING
SYSTEM COMPARISION DRAWING



特別比較	項目	傳統冷却隔水片	新型冷却螺旋水套
	加工方式	複雜	簡單
	加工時間	長	短
	孔徑配合	差	佳
	水流現象	層流	亂流
	冷却效果	不均	均勻
	模具成本	高	低
	射出成本	高	低
	結論	生產成本高、產品品質差	生產成本低、產品品質佳

***A* TYPE**

(Include "O" Ring)

公制: mm

PLASTIC SPIRAL TUBE W/PLUG

Type No.	d	L	O RING	DxH	單價 U'price
GCA-08100	8	100	P:10	15x4	○
GCA-08200	8	200	P:10	15x4	○
GCA-08300	8	300	P:10	15x4	○
GCA-10100	10	100	P:12	18x4	○
GCA-10200	10	200	P:12	18x4	○
GCA-10300	10	300	P:12	18x4	○
GCA-12100	12	100	P:16	22x4	○
GCA-12200	12	200	P:16	22x4	○
GCA-12300	12	300	P:16	22x4	○
GCA-16100	16	100	P:20	25x4	○
GCA-16200	16	200	P:20	25x4	○
GCA-16300	16	300	P:20	25x4	○
GCA-20100	20	100	AS:119	30x4	○
GCA-20200	20	200	AS:119	30x4	○
GCA-20300	20	300	AS:119	30x4	○
GCA-20400	20	400	AS:119	30x4	○
GCA-25100	25	100	AS:121	35x4	○
GCA-25200	25	200	AS:121	35x4	○
GCA-25300	25	300	AS:121	35x4	○
GCA-25400	25	400	AS:121	35x4	○

***B* TYPE**

(Exclude Brass Plug)

公制: mm

PLASTIC SPIRAL TUBE W/O PLUG

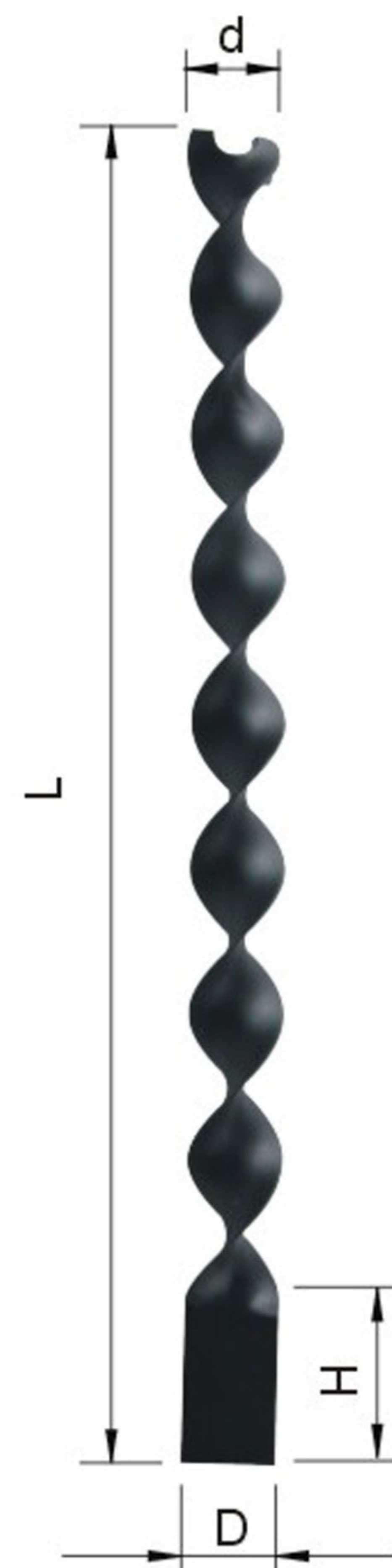
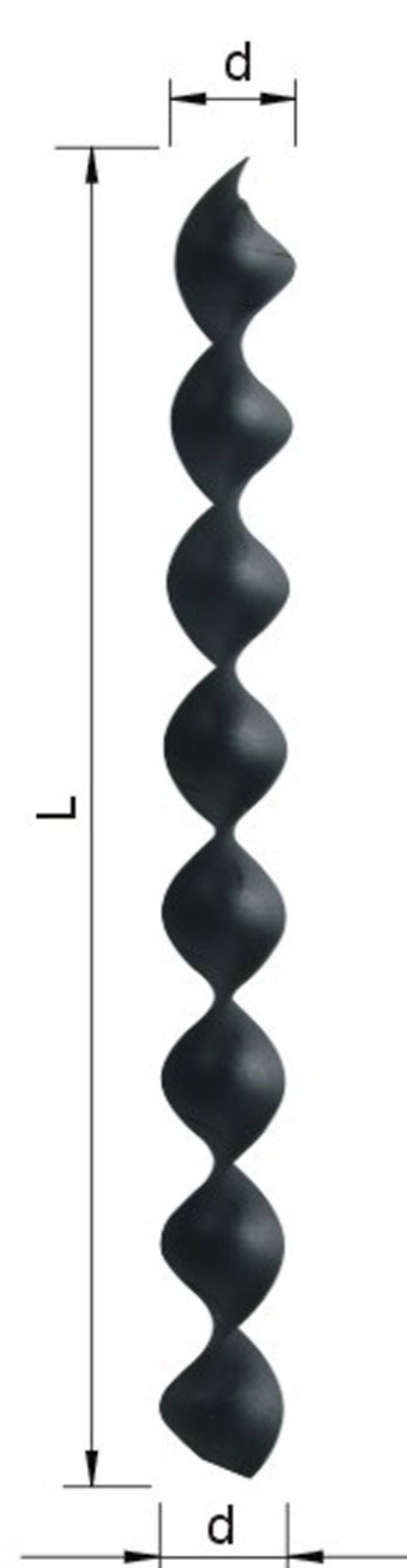

Type No.	d	L	OBRASSPLUG	PLUG(H)	單價 U'price
GCB-08096	8	96	8	10	○
GCB-08196	8	196	8	10	○
GCB-08296	8	296	8	10	○
GCB-10096	10	96	10	11	○
GCB-10196	10	196	10	11	○
GCB-10296	10	296	10	11	○
GCB-12096	12	96	12	12	○
GCB-12196	12	196	12	12	○
GCB-12296	12	296	12	12	○
GCB-16096	16	96	16	14	○
GCB-16196	16	196	16	14	○
GCB-16296	16	296	16	14	○
GCB-20096	20	96	20	18	○
GCB-20196	20	196	20	18	○
GCB-20296	20	296	20	18	○
GCB-20396	20	396	20	18	○
GCB-25096	25	96	25	19	○
GCB-25196	25	196	25	19	○
GCB-25296	25	296	25	19	○
GCB-25396	25	396	25	19	○

***T* TYPE TUBE**

(Include "O" Ring)

公制: mm

Type No.	d	L	O RING	DxH	單價 U'price
GCT-0825	8	25	P:8	15x4.4	○
GCT-0830	8	30	P:8	15x4.4	○
GCT-0835	8	35	P:8	15x4.4	○
GCT-0840	8	40	P:8	15x4.4	○
GCT-1025	10	25	P:10	18x4.4	○
GCT-1030	10	30	P:10	18x4.4	○
GCT-1035	10	35	P:10	18x4.4	○
GCT-1040	10	40	P:10	18x4.4	○
GCT-1225	12	25	P:12	22x4.4	○
GCT-1230	12	30	P:12	22x4.4	○
GCT-1235	12	35	P:12	22x4.4	○
GCT-1240	12	40	P:12	22x4.4	○
GCT-1625	16	25	P:16	25x4.4	○
GCT-1630	16	30	P:16	25x4.4	○
GCT-1635	16	35	P:16	25x4.4	○
GCT-1640	16	40	P:16	25x4.4	○
GCT-2025	20	25	P:20	30x4.4	○
GCT-2030	20	30	P:20	30x4.4	○
GCT-2035	20	35	P:20	30x4.4	○
GCT-2040	20	40	P:20	30x4.4	○
GCT-2525	25	25	AS:119	35x4.4	○
GCT-2530	25	30	AS:119	35x4.4	○
GCT-2535	25	35	AS:119	35x4.4	○
GCT-2540	25	40	AS:119	35x4.4	○

***A* TYPE**

***B* TYPE**

***T* TYPE TUBE**


Order: GCB-25396 - Q'TY

冷却系列 Cooling Series

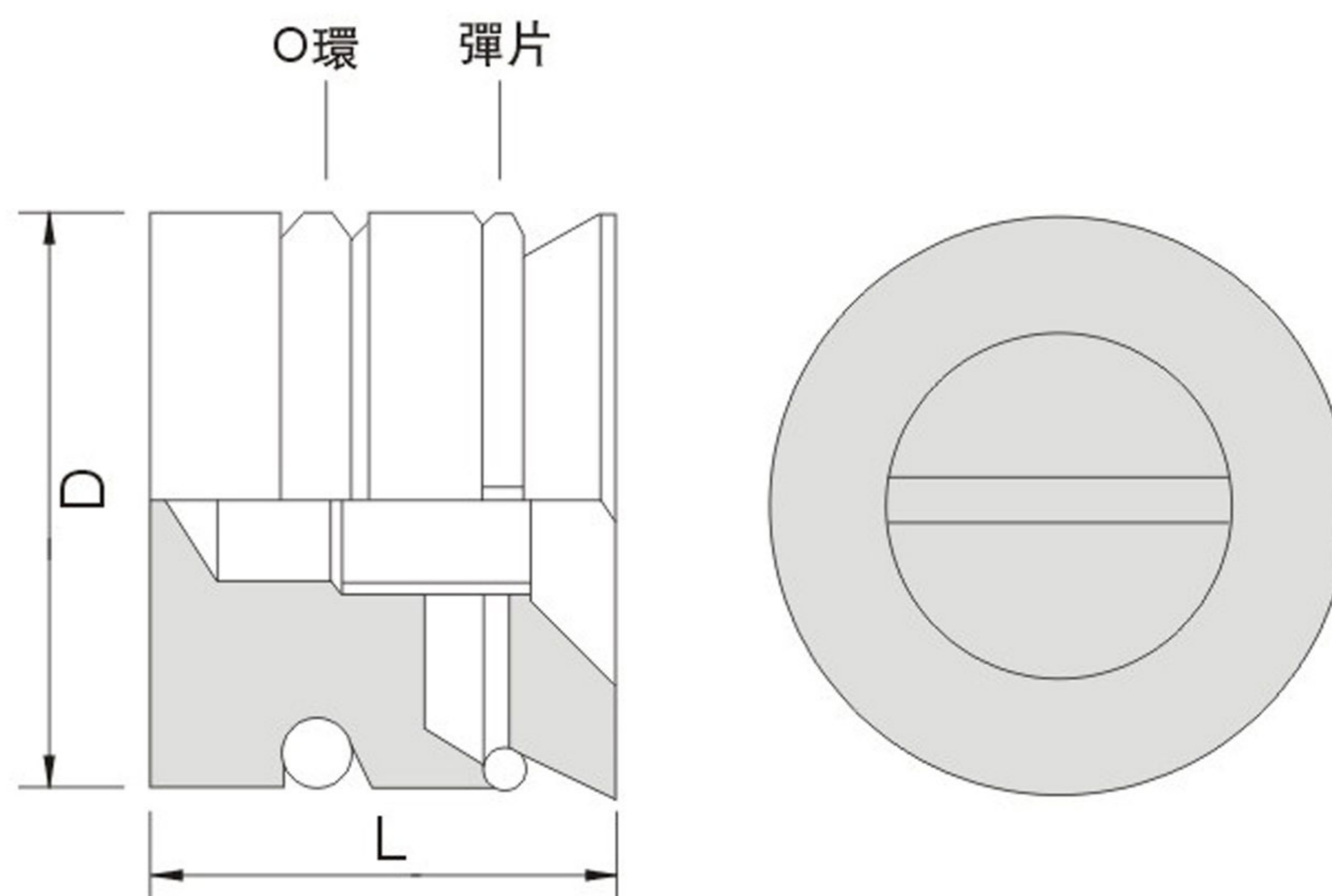
TTBP

止水栓 Cooling Circuit Plugs



本產品是爲了自由設定冷却水的循環回路而開發的產品。可以在冷却流道的任意位置進行安裝。

This product is developed for the loop set free cooling water products. Can be installed in any position of the cooling channels.



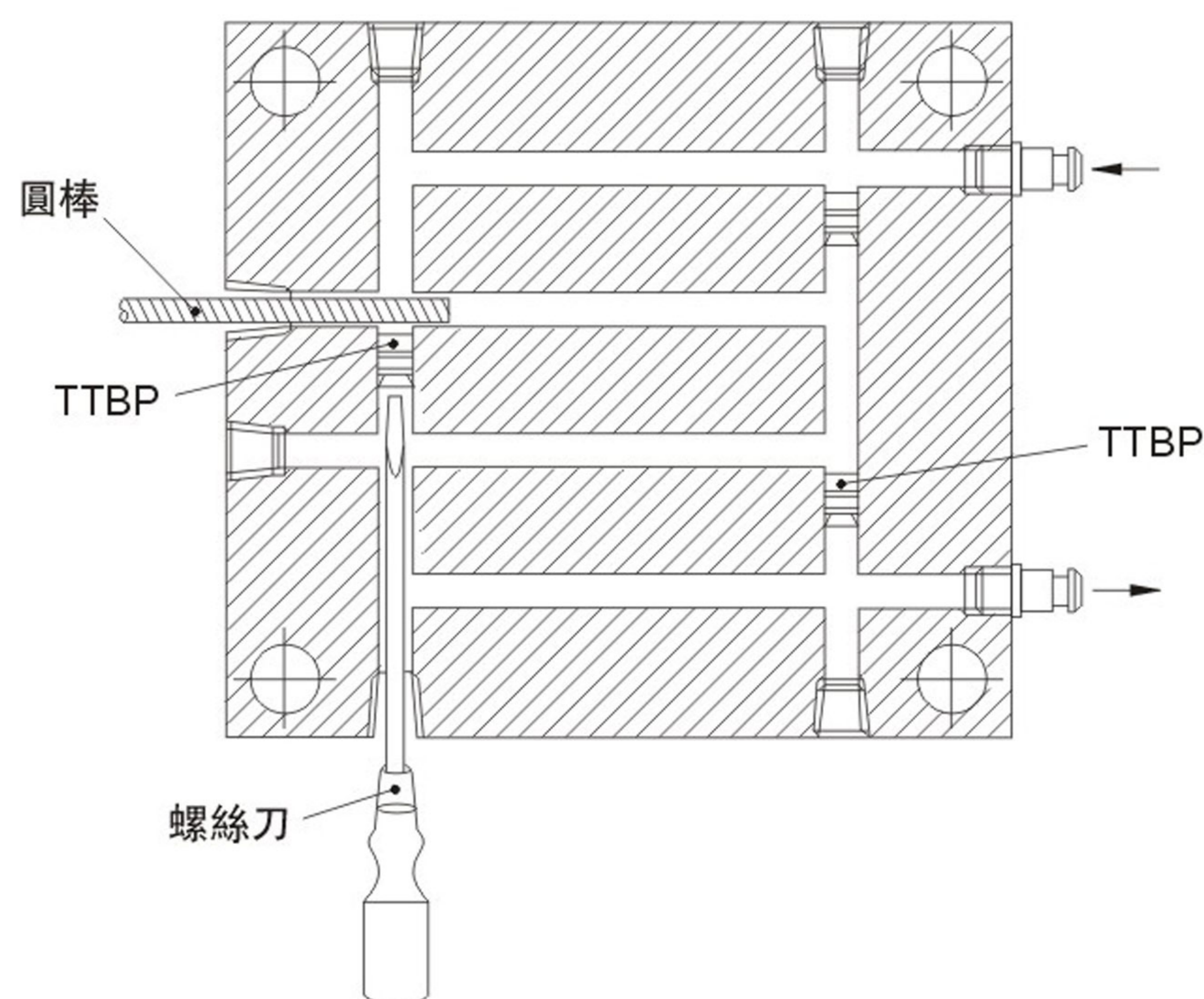
冷却系列

單價	D單圈	∅6	∅8	∅10	∅12	∅16	∅20	∅25	∅30
	黑色橡膠圈水溫耐溫80~110°	○	○	○	○	○	○	○	○
	紅色硅膠圈水溫耐溫120~160°	○	○	○	○	○	○	○	○
	綠色氟膠圈水溫耐溫160~220°	○	○	○	○	○	○	○	○

單價	D單圈	∅6	∅8	∅10	∅12	∅16	∅20	∅25	∅30
	黑色橡膠圈水溫耐溫80~110°	○	○	○	○	○	○	○	○

尺寸	∅6	∅8	∅8.5	∅10	∅11.5	∅12	∅14
○形圈外徑尺寸(參考值)	6	8.2	8.7	10.2	11.7	12.2	14.2
○形圈外徑公差(參考值)	±0.25						
冷却水孔徑	6	8	8.5	10	11.5	12	14
孔徑公差	+0.3 0						
常用壓力(kPa)(kgf/cm ²)	588(6)						
流體	僅限于水						
適用溫度範圍	80°C以下(推薦)						

※氟橡膠○形圈的適用溫度範圍爲-15°C~150°C，因爲是將○形圈壓變形之后使用的，建議在80°C以下使用。

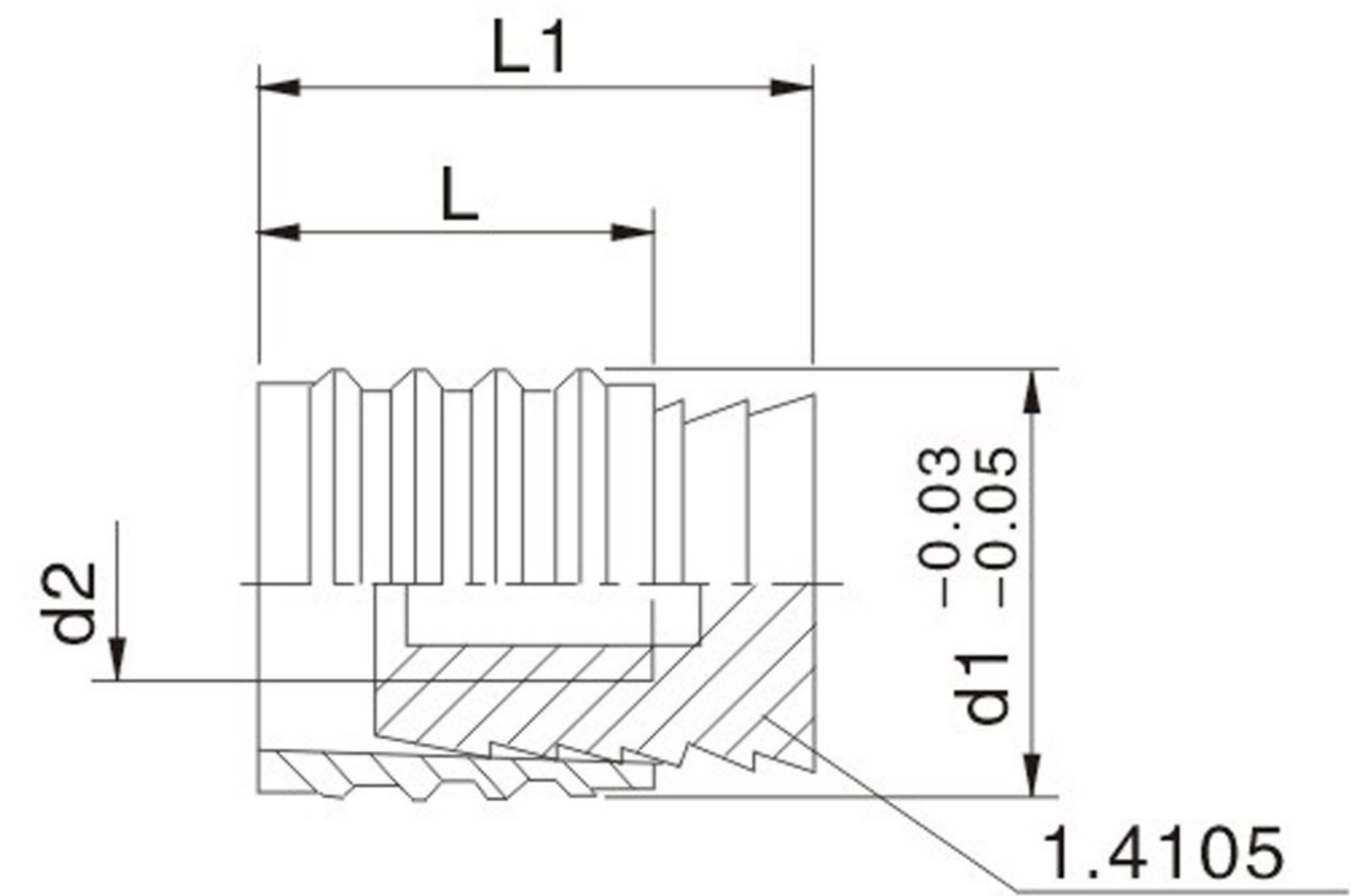


安裝方法Method of erection:

如上圖所示，插入一根圓棒，使止水栓不能再往前移動用螺絲刀擰緊，螺釘擰緊時，○形圈膨脹變形，將冷却孔堵住。

As shown above, inserting a rod, the stopcock cannot move for ward, with screws Tighten screws, knives, Oring expansion de for mation, cooling hole plug.

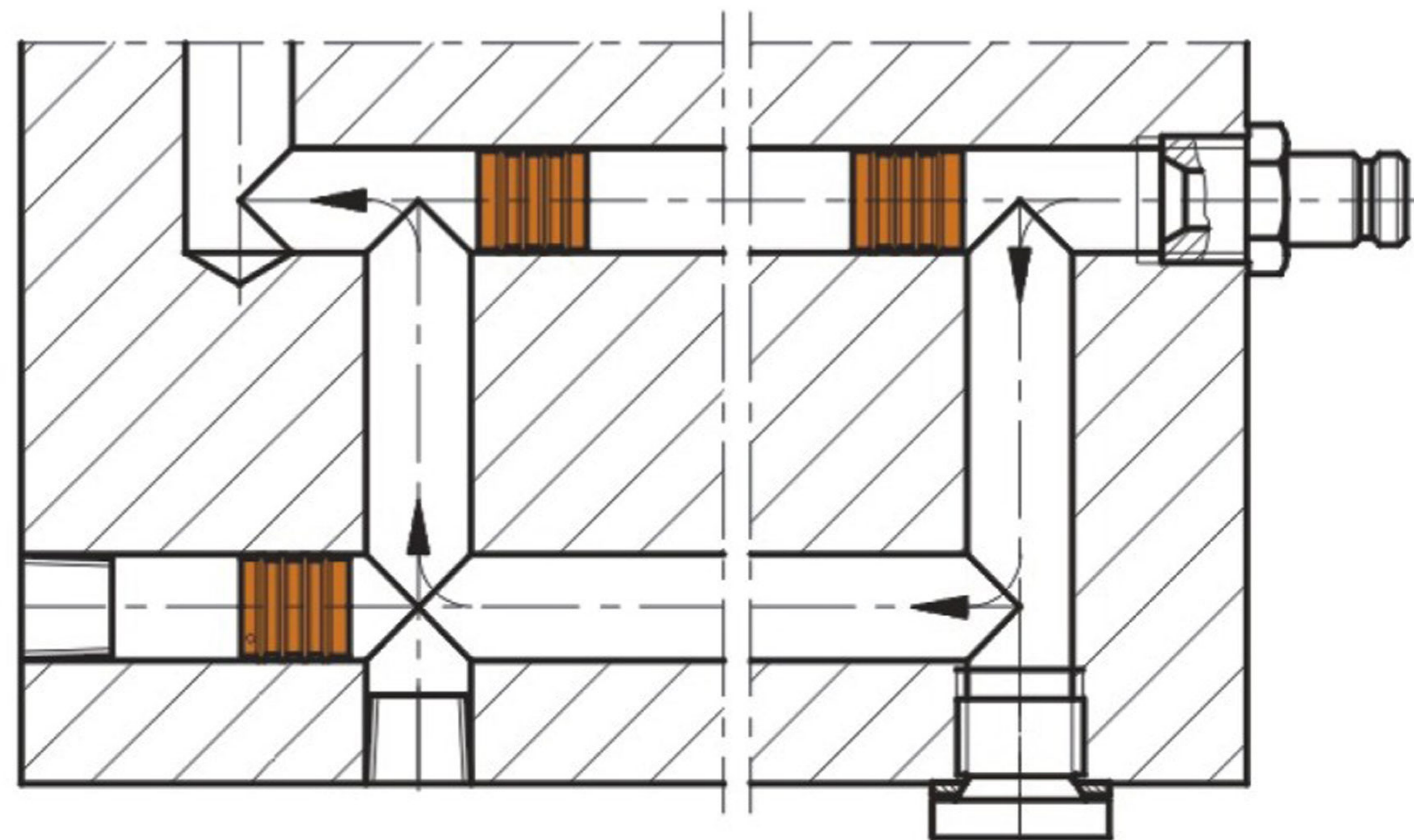
Z942 止水栓 Cooling Circuit Plugs



Type	尺寸 Size			
	d1	L	L1	d2
Z942/6	6	M3	8	11.5
Z942/8	8	M4		
Z942/10	10	M6	10	14
Z942/12	12			
Z942/16	16	M8	12	16

冷却系列

Example 使用例



氣頂系列 Air Valves Series

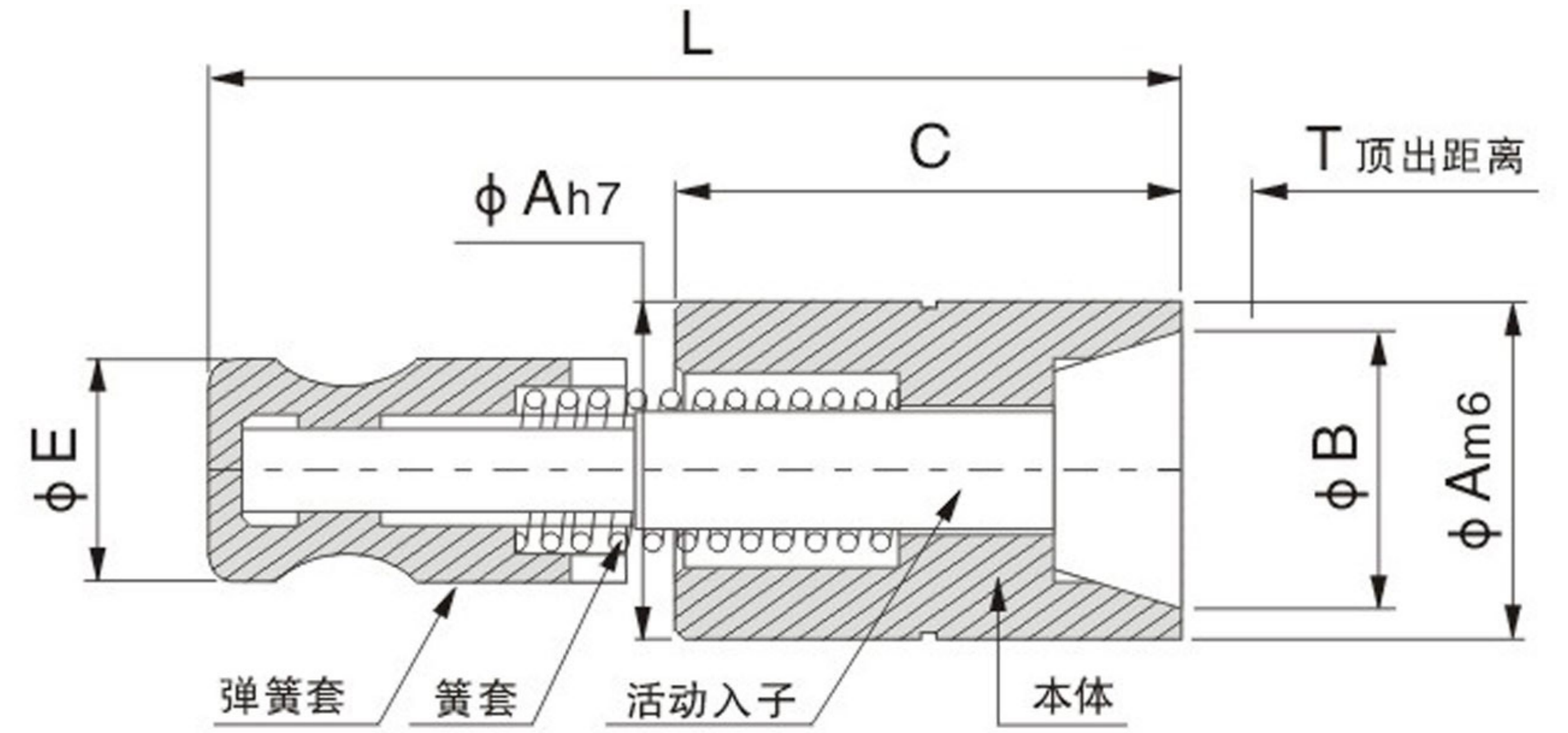
GVA

氣頂 Air Valves

- 1、有效預防在有深度、密閉之真空狀態，由于頂出問題而對模具有損害，相比其它產品，此款更精密可靠；
- 2、有效解決快速成型頂針困難；
- 3、彈簧採用美國原產彈簧，耐溫220°，可連續生產100萬模次。

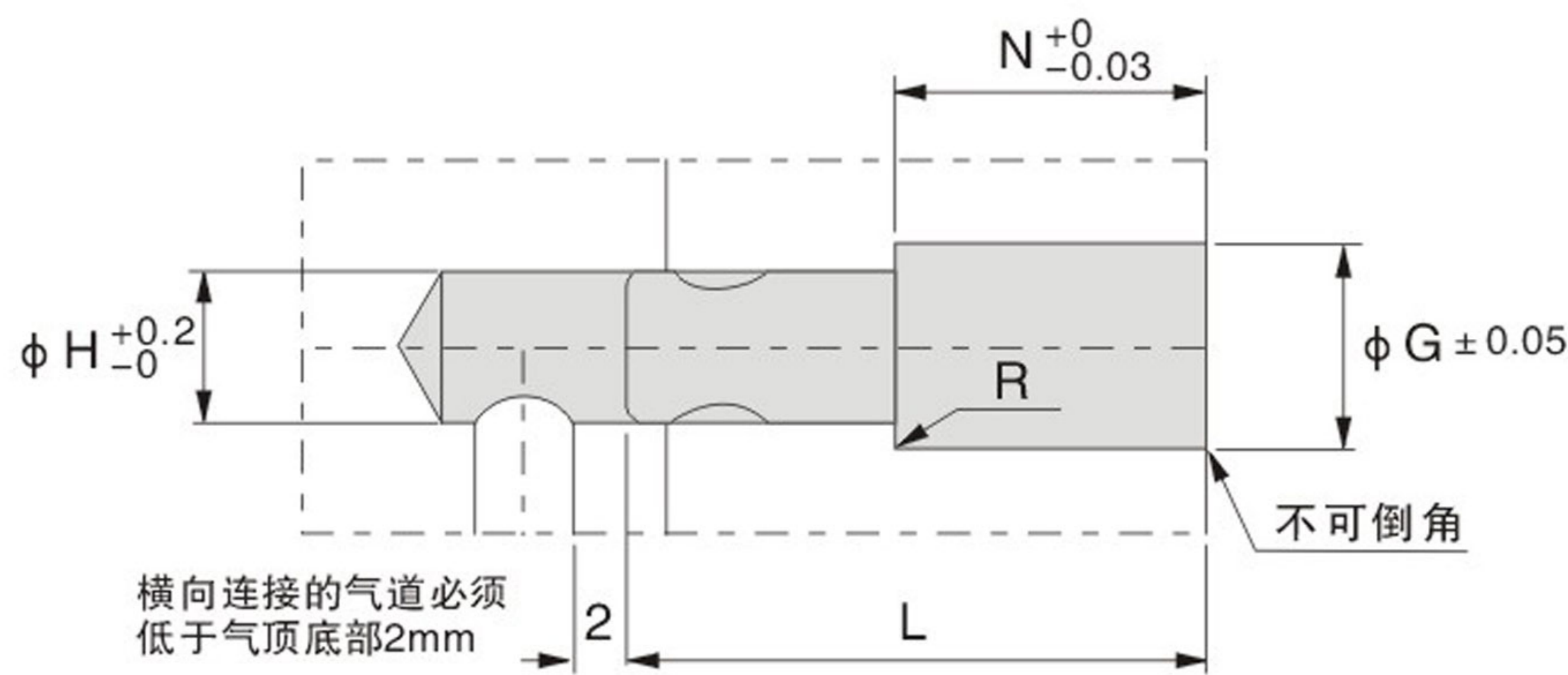
- 材質：SUS420
- 硬度：48° ~54°
- 工作壓力：1.5-6BARS

1. Prevent the damage to mould caused by ejection problems effectively under closed vacuum status with depth, moreover, it is much precise and reliable compared with other products;
2. Solve the problems of rapid molding thimble effectively;
3. The spring adopts the original ones with 220° temperature resistance from the USA and it can produce 1 million moulds without any stop.

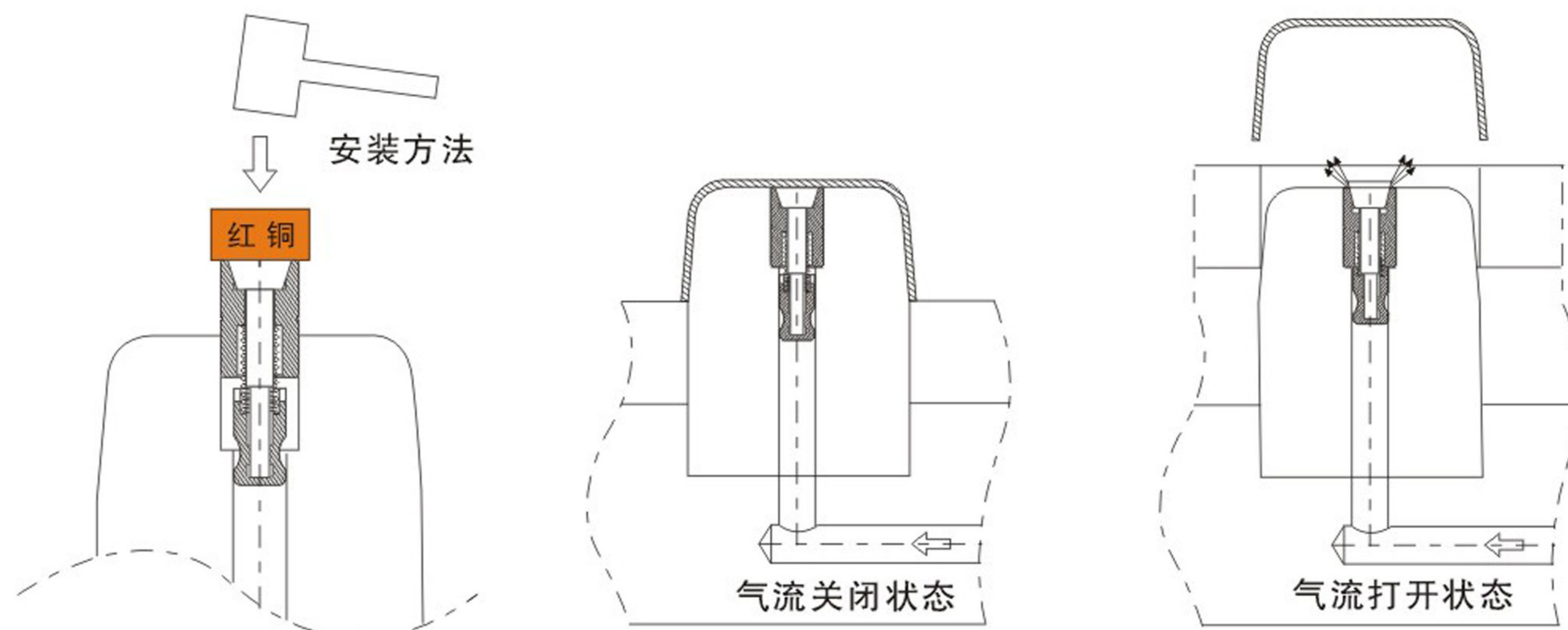


Type	φ A	φ B	C	L	φ E	T 頂出距離	單價	
							精密級	普通級
GVA08	8 $\begin{smallmatrix} +0.015 \\ +0.006 \end{smallmatrix}$	6.6	11	24	6	1.2	○	○
GVA12	12 $\begin{smallmatrix} +0.018 \\ +0.007 \end{smallmatrix}$	9.7	18	34	8	1.9	○	○
GVA18	18 $\begin{smallmatrix} +0.018 \\ +0.007 \end{smallmatrix}$	14.8	22	45.5	12	2.5	○	○

Order: **GVA08** - Q'TY



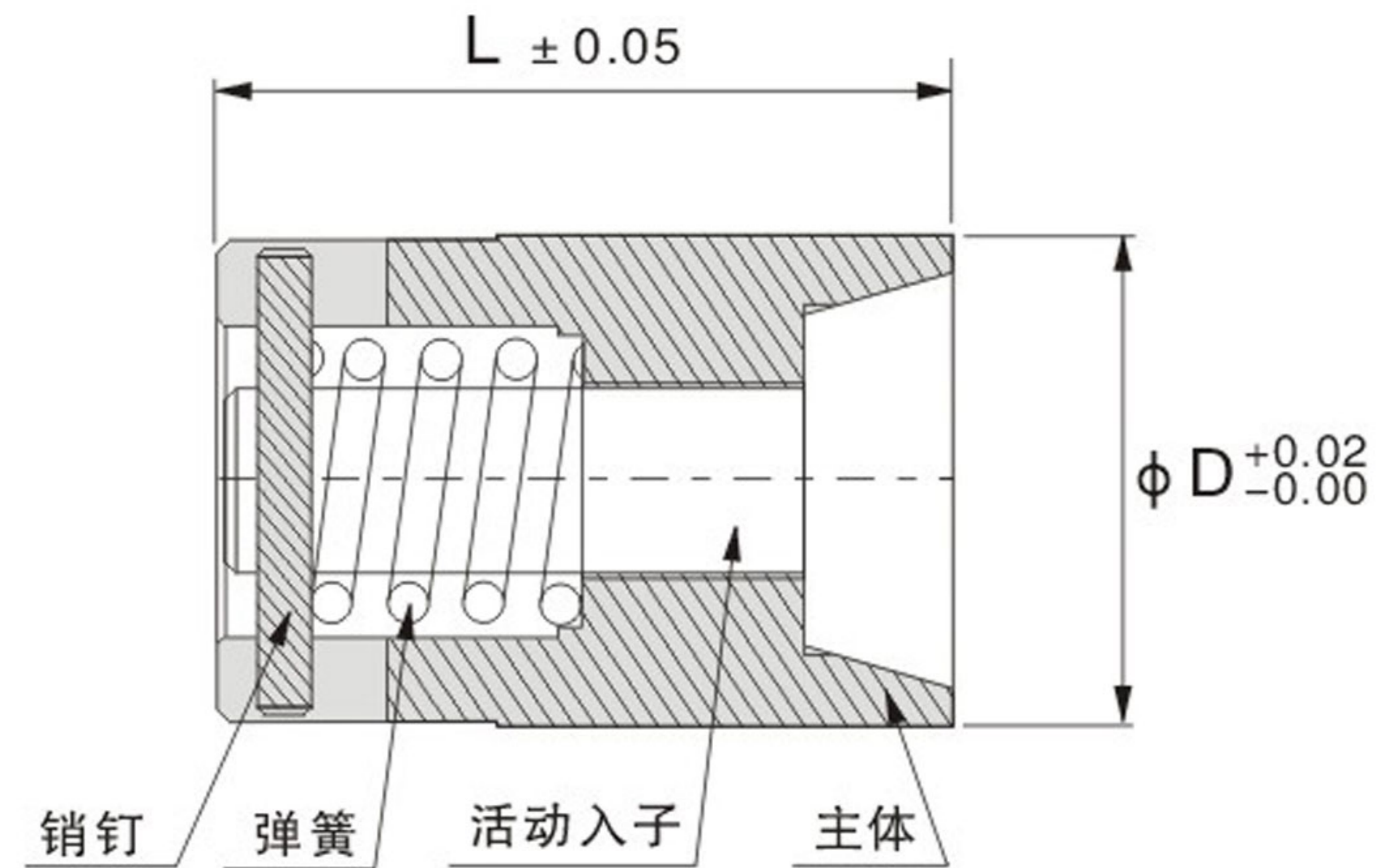
Type	φ G	N	φ H	R	L
GVA08	8	8	6.75	0.1	24
GVA12	12	11	9	0.2	34
GVA18	18	22	14	0.3	45.5



GAJV 氣頂 Air Valves

- 1、在有深度，密闭之真空状态下顶针顶出困难时用，产品面积大，不容易脱落时，亦可采用。本装置精度高，装设很简单，且不占空间，而发挥的功能很大。
- 2、实用于大平面模具顶出，工作速度相比较慢，有顶出胶位深的优势；
- 3、弹簧用日本原产弹簧，耐温220° 可生产100万模次。

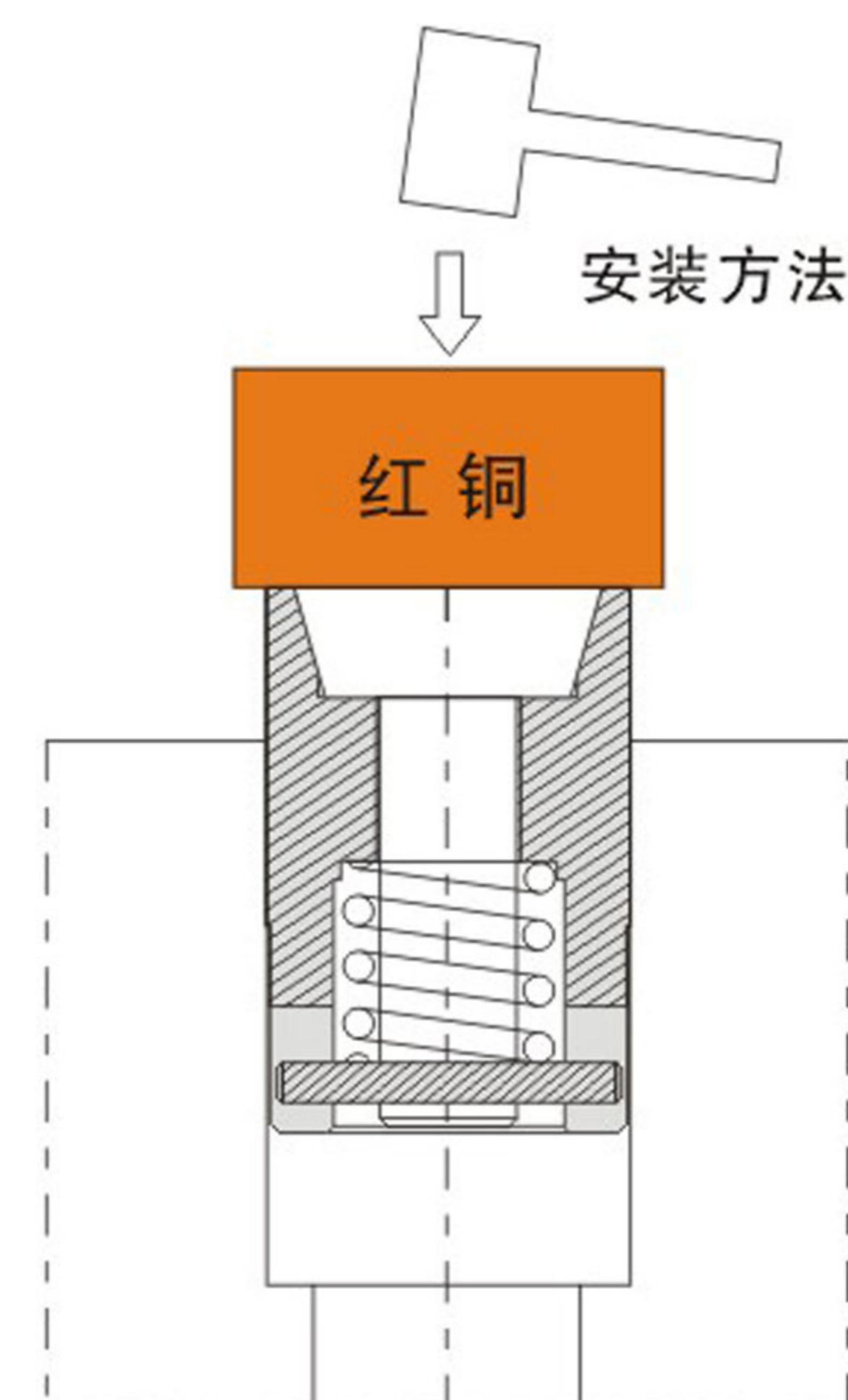
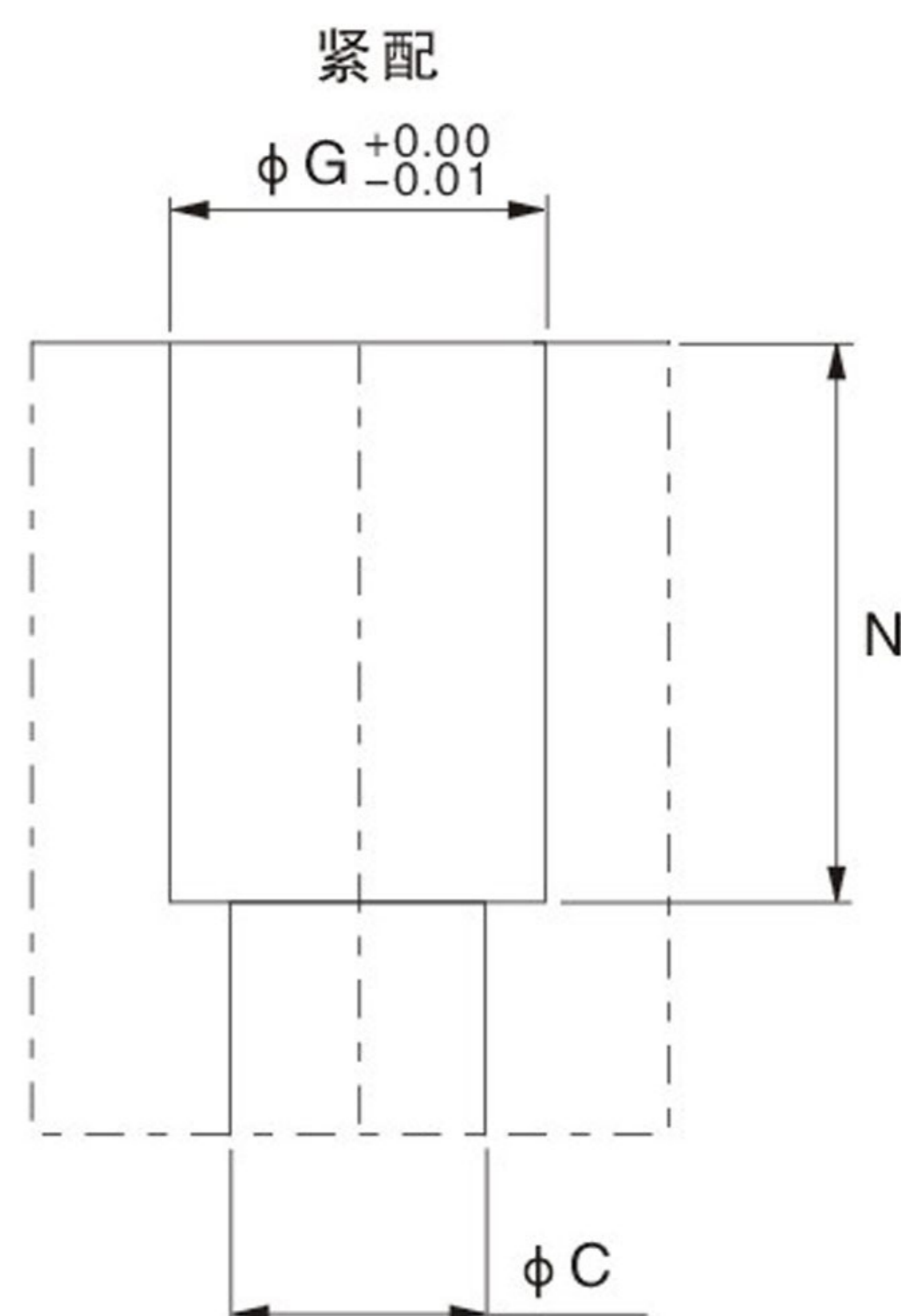
1. It can be used when it is difficult for thimble to eject under closed vacuum status with depth; the product area is large and can be used when it is not easy to fall off. The device owns a high precision with simple installation, in addition, it covers a little space and is able to exert a very significant function.
2. It is applicable of ejecting moulds with big plane, and the working speed is relatively slow with the advantage of deep ejection glue bit;
3. The spring is originally imported from Japan 220° temperature resistance and it can produced 1 million moulds without any stop.



Type	$\phi D^{+0.02}_{-0.00}$	$L \pm 0.05$	ϕG	N	ϕC	单价
GAJV	6	12	6	12	4	○
	8	15	8	15	6	○
	10	20	10	20	8	○
	12	25	12	25	10	○
	16	30	16	30	14	○
	20	30	20	30	18	○
	25	30	25	30	23	○
	30	30	30	30	28	○

Order: GAJV - D - Q'TY

Example 使用例



氣頂系列 Air Valves Series

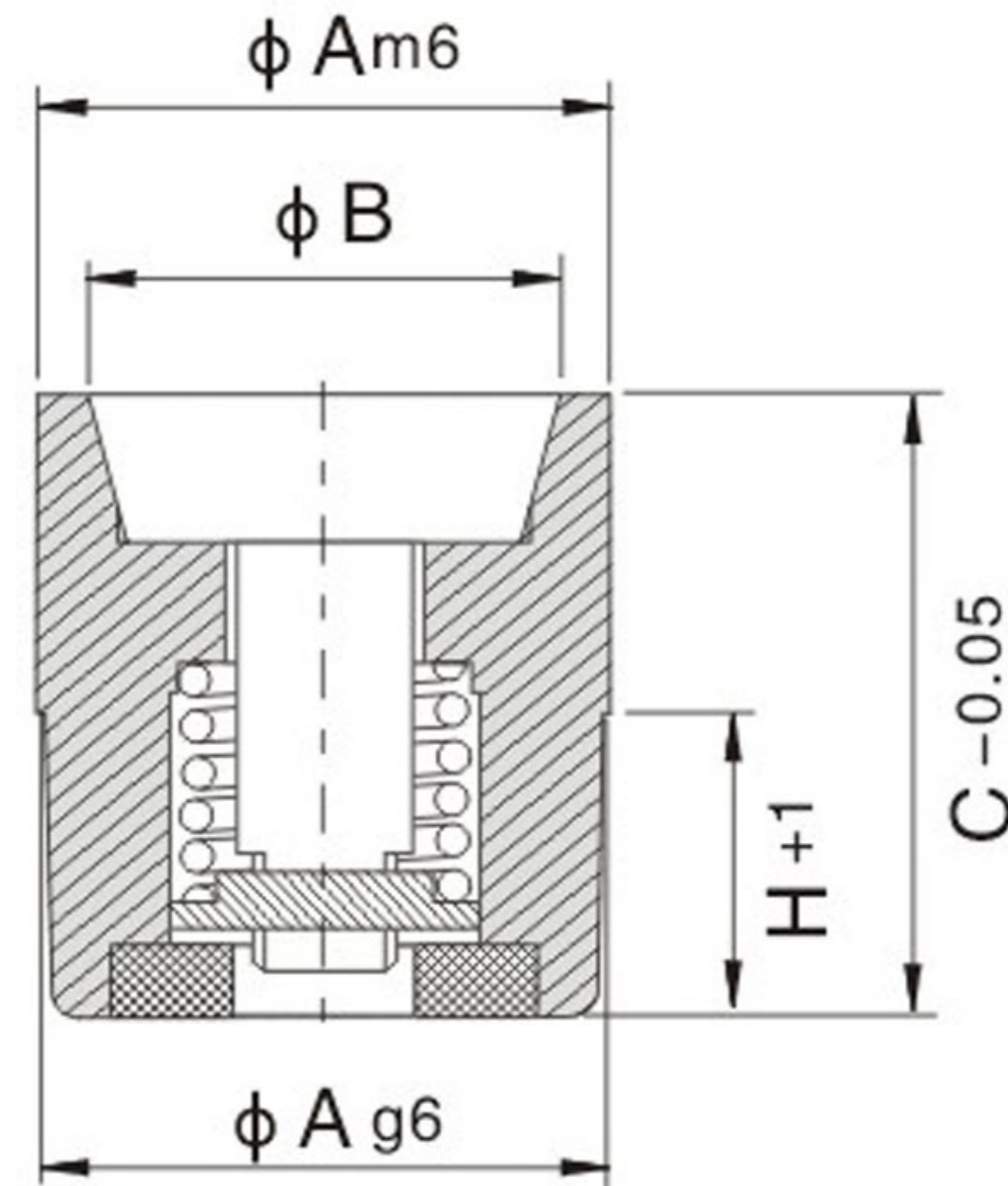


氣頂 Air Valves

- 材质: SUS420
- 硬度: 48° ~54°
- 工作压力: 1.5-6BARS

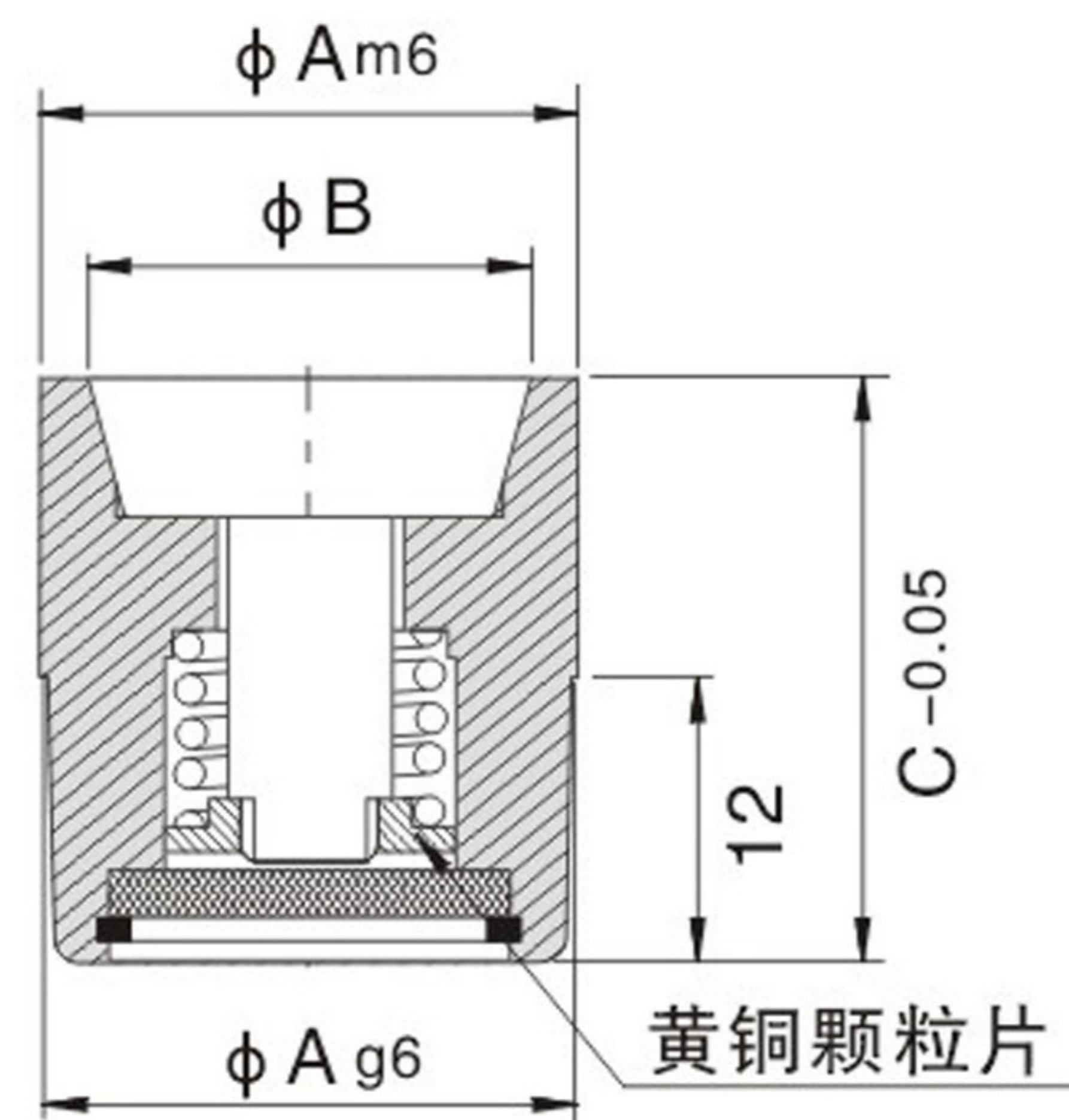
- 1、欧洲标准气顶;
- 2、快速成型顶出优点;
- 3、采用日本原产弹簧耐温220° ;
- 4、有高气流通特点。

1. Gas cap with European standard;
2. Advantage of rapid molding ejection;
3. The spring is originally imported from Japan 220° temperature resistance;
4. Own the characteristic of high-pressure circulation.



Type	φ A	φ B	C	φ E	H	单价 ¥ Unit price
GVJ	5	3	12	4	7	○
	6	5.2	12	4	7	○
	8	6.5	12	4	7	○
	10	8	12	8	7	○
	12	10	12	10	7	○
	16	13	20	12	12	○
20	17	20	16	12	○	

Order: GVJ - A - Q'TY

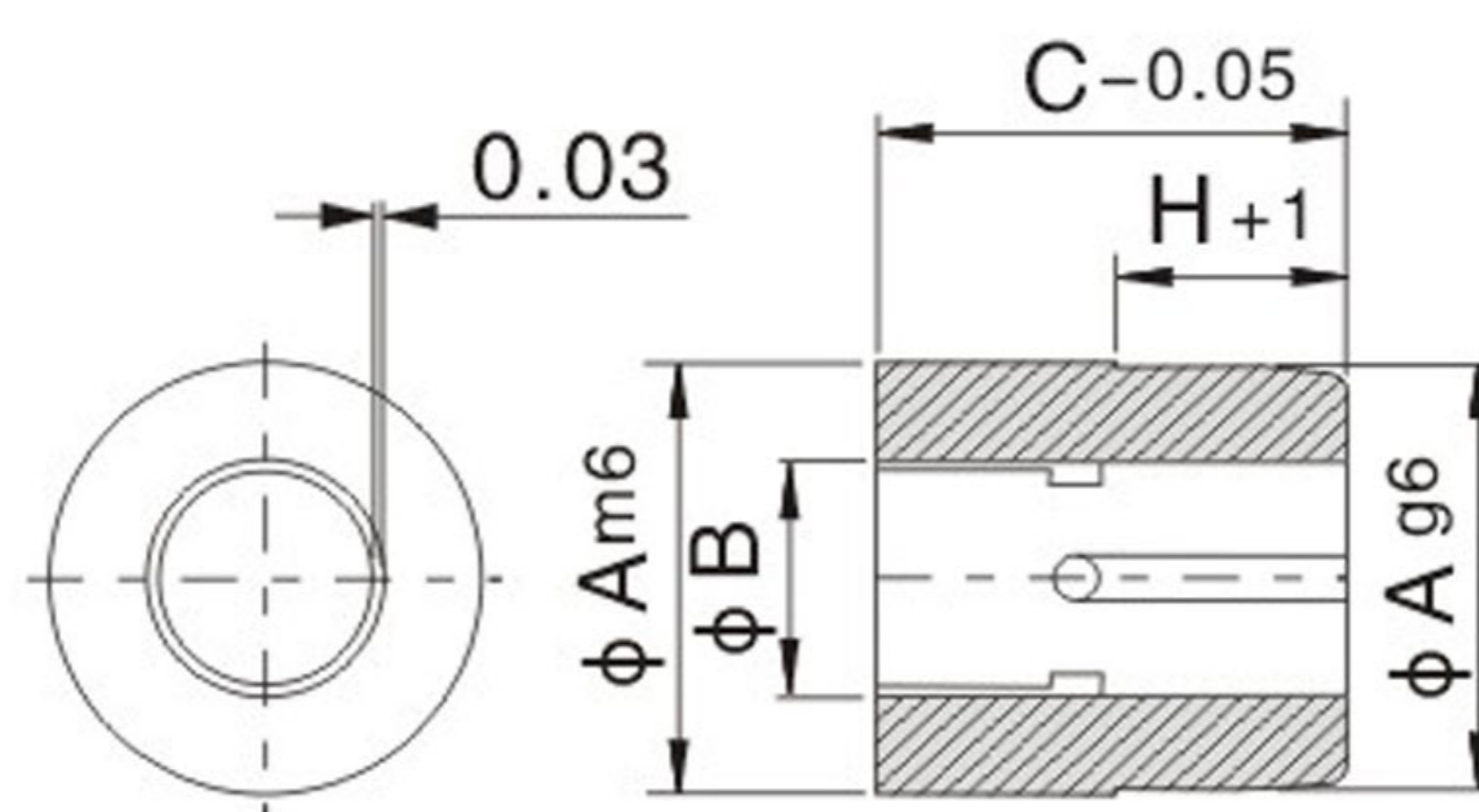


带滤网气顶

Type	φ A	φ B	C	φ E	单价 ¥ Unit price
GFA	16	13	20	14	○
	20	17	20	18	○

Order: GFA - A - Q'TY

排气阀 GVD

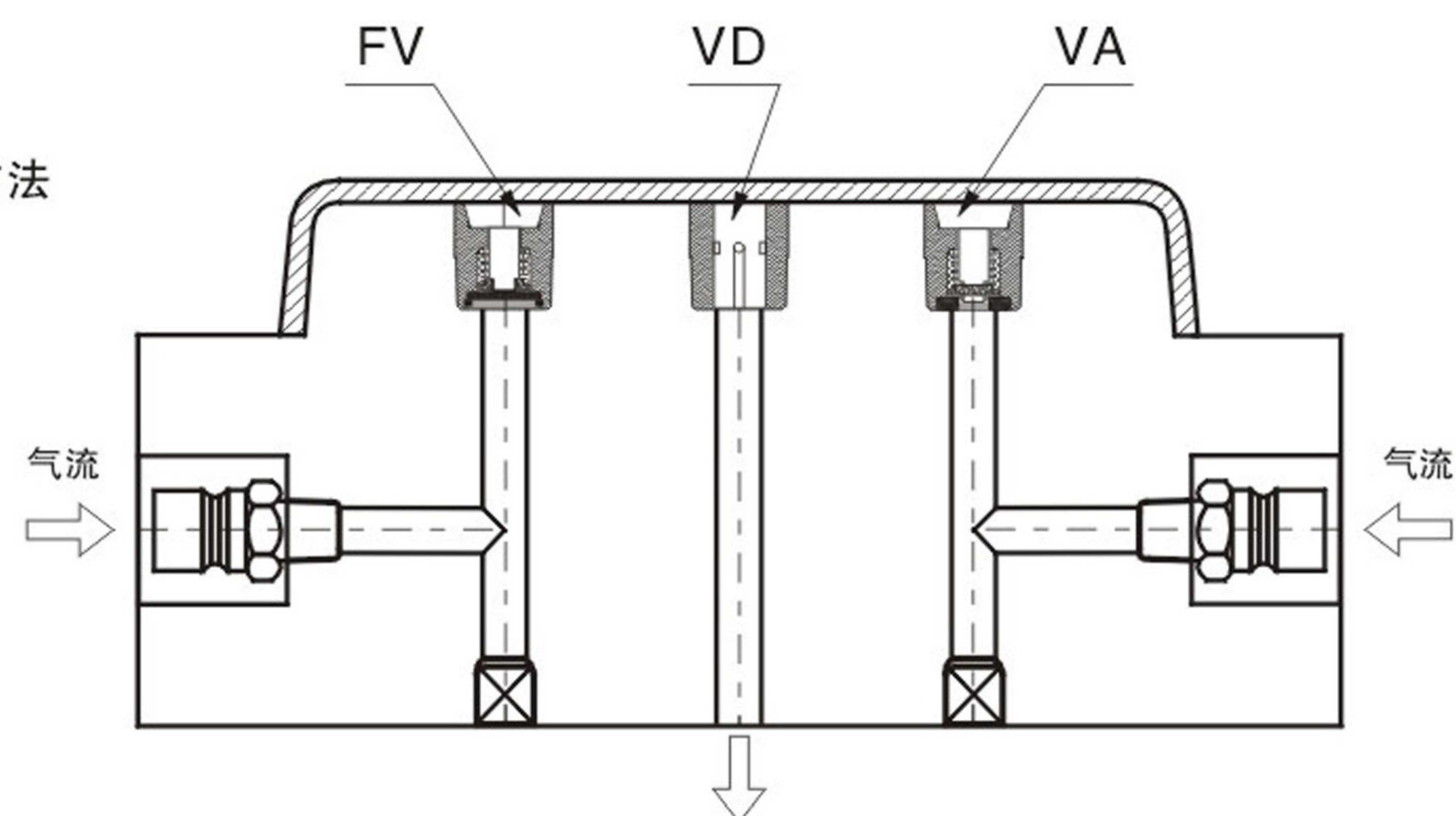
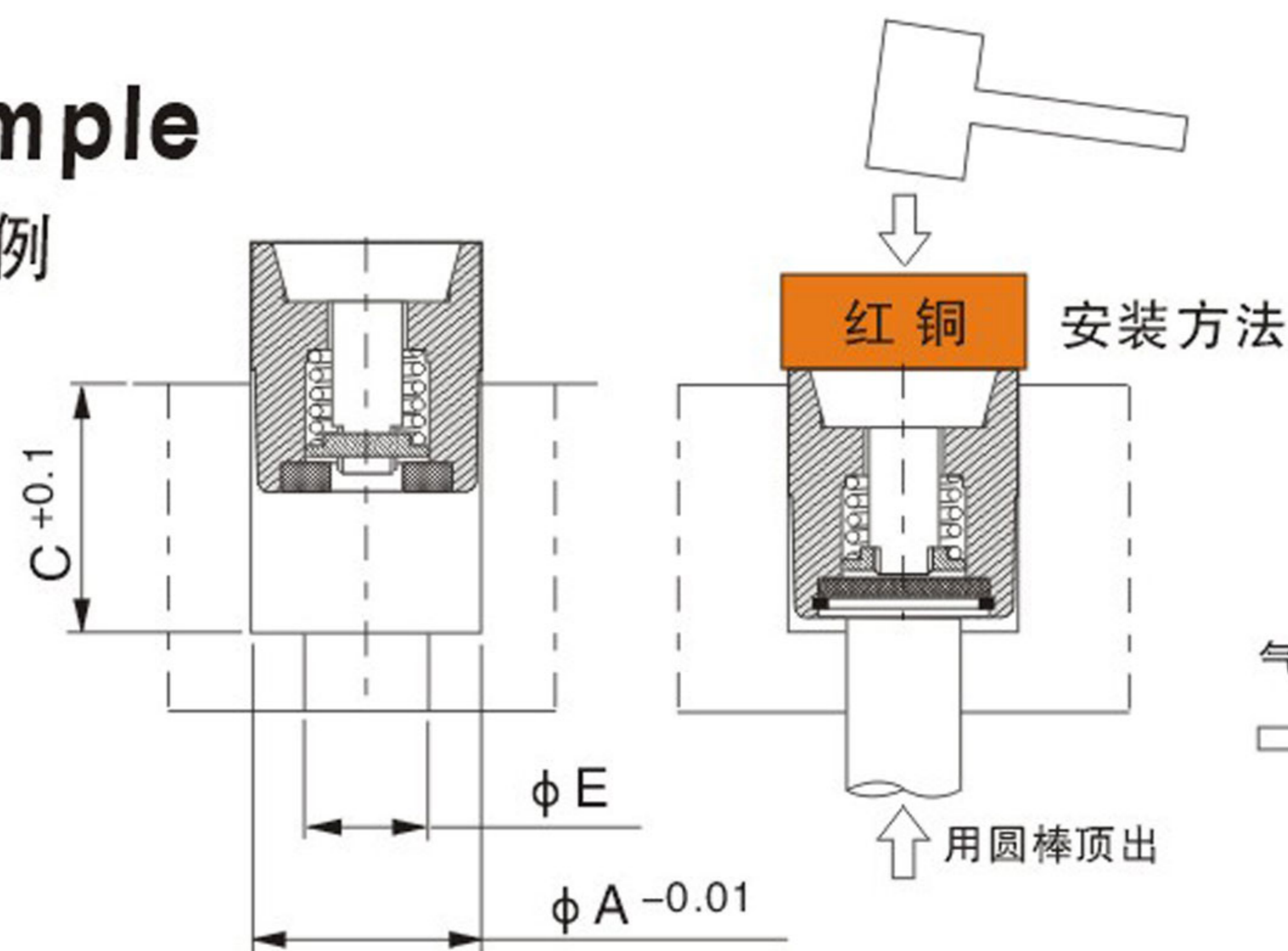


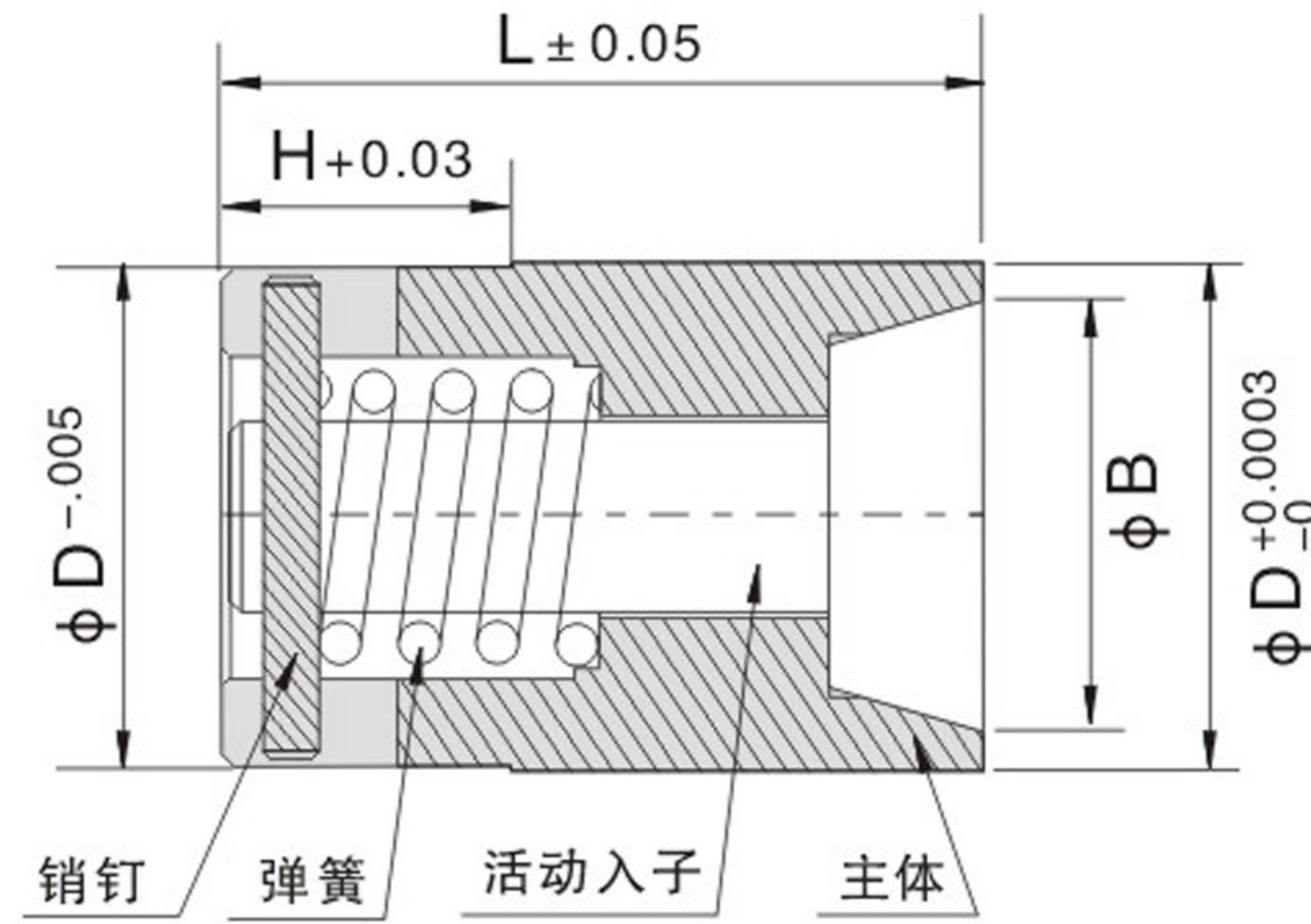
Type	φ A	φ B	C	φ E	H	单价 ¥ Unit price
GVD	8	5	12	4	7	○
	10	6	12	5	7	○
	12	8	12	7		○
	16	10	20	9	12	○

Order: GVD - A - Q'TY

Example

使用例



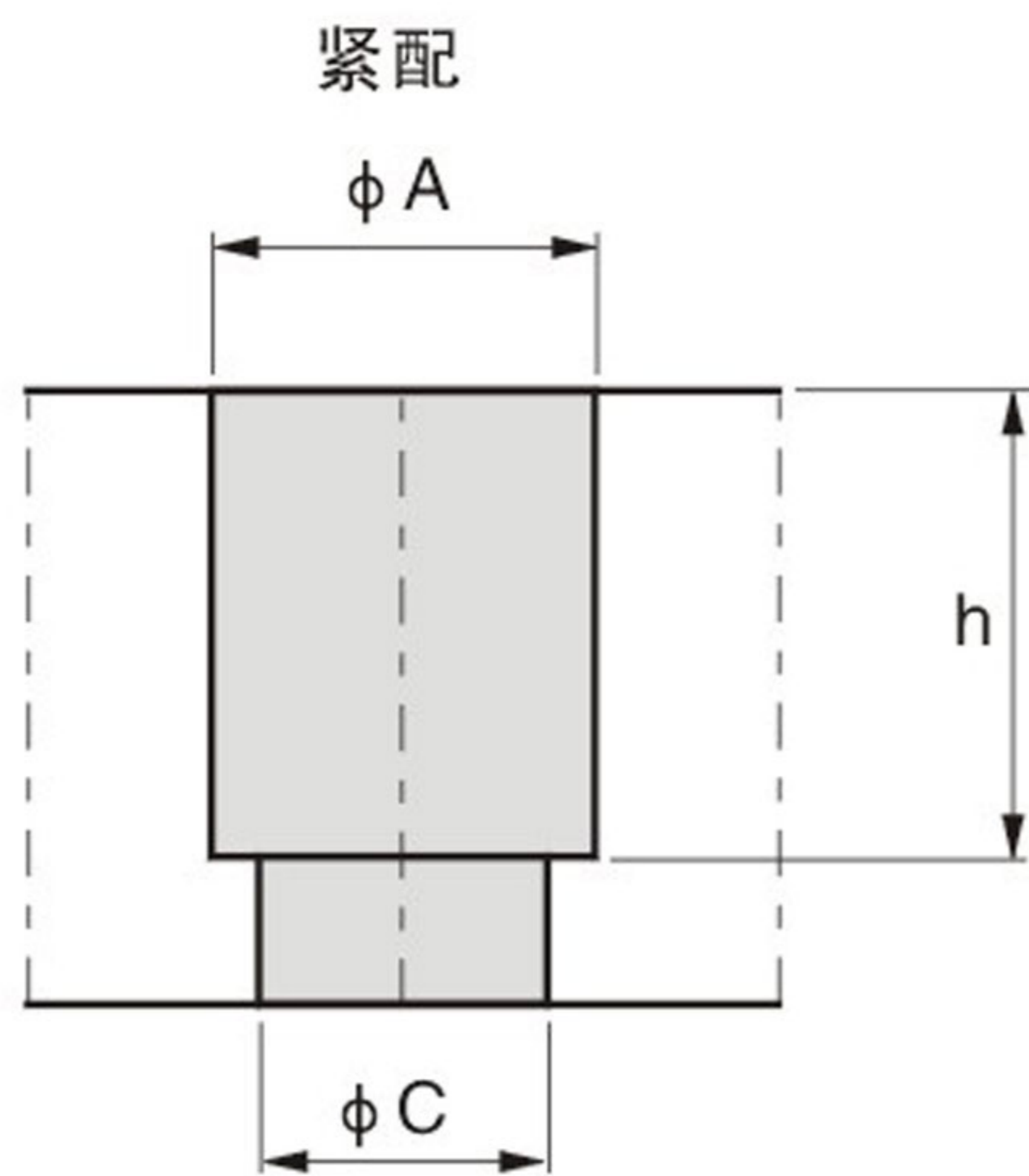


Type		$\phi D1 \begin{smallmatrix} +.0003 \\ -0 \end{smallmatrix}$	$\phi B \pm .005$	$\phi L \begin{smallmatrix} +.002 \\ -0 \end{smallmatrix}$	$H \begin{smallmatrix} +.002 \\ -0 \end{smallmatrix}$	单价 ¥ Unit price
APV-02	1/4"	.2504	.215	.375	.185	○
APV-03	3/8"	.3754	.325	.375	.185	○
APV-05	1/2"	.5005	.437	.500	.250	○
APV-07	3/4"	.7505	.656	.750	.370	○
APV-10	1"	1.0006	.875	1.000	.500	○
APV-15	1-1/2"	1.5006	1.312	1.500	.750	○

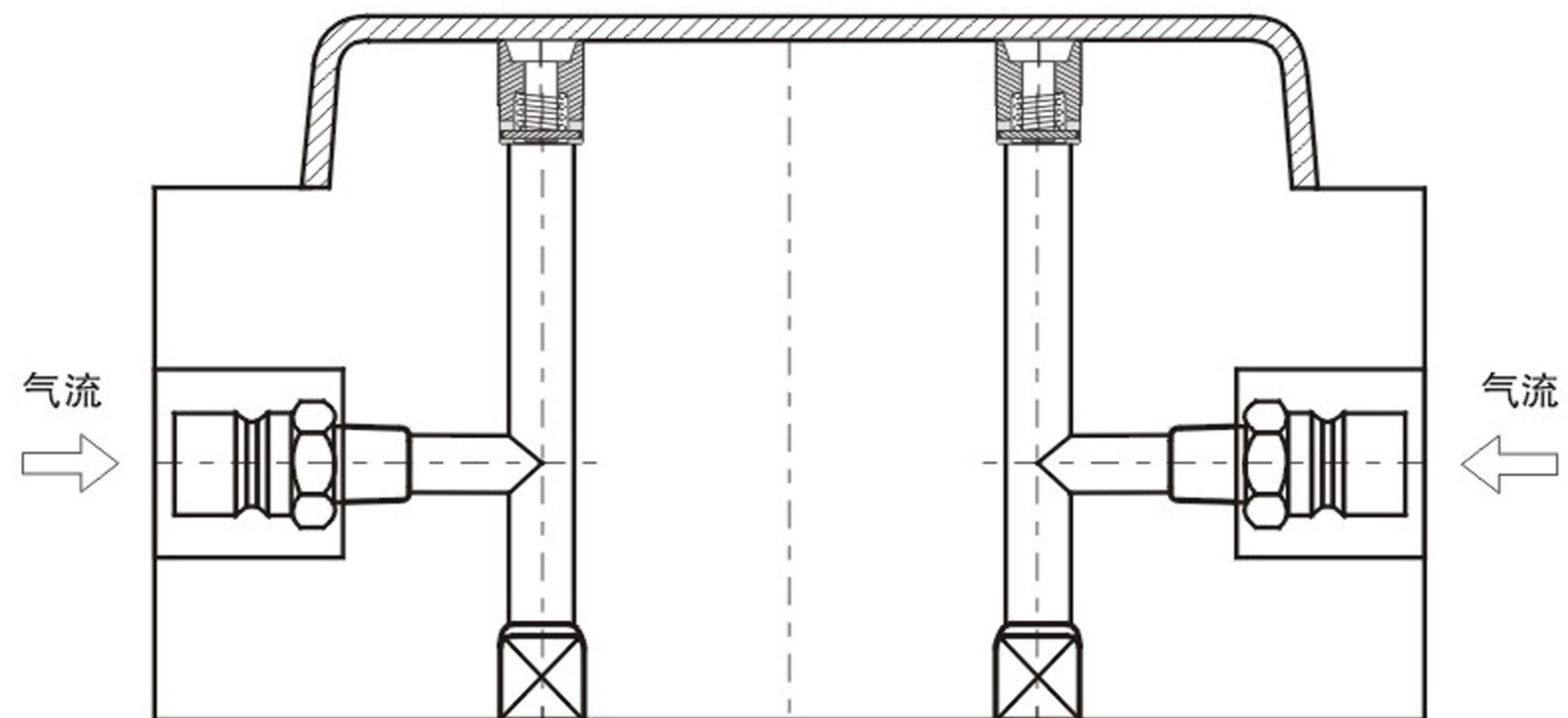
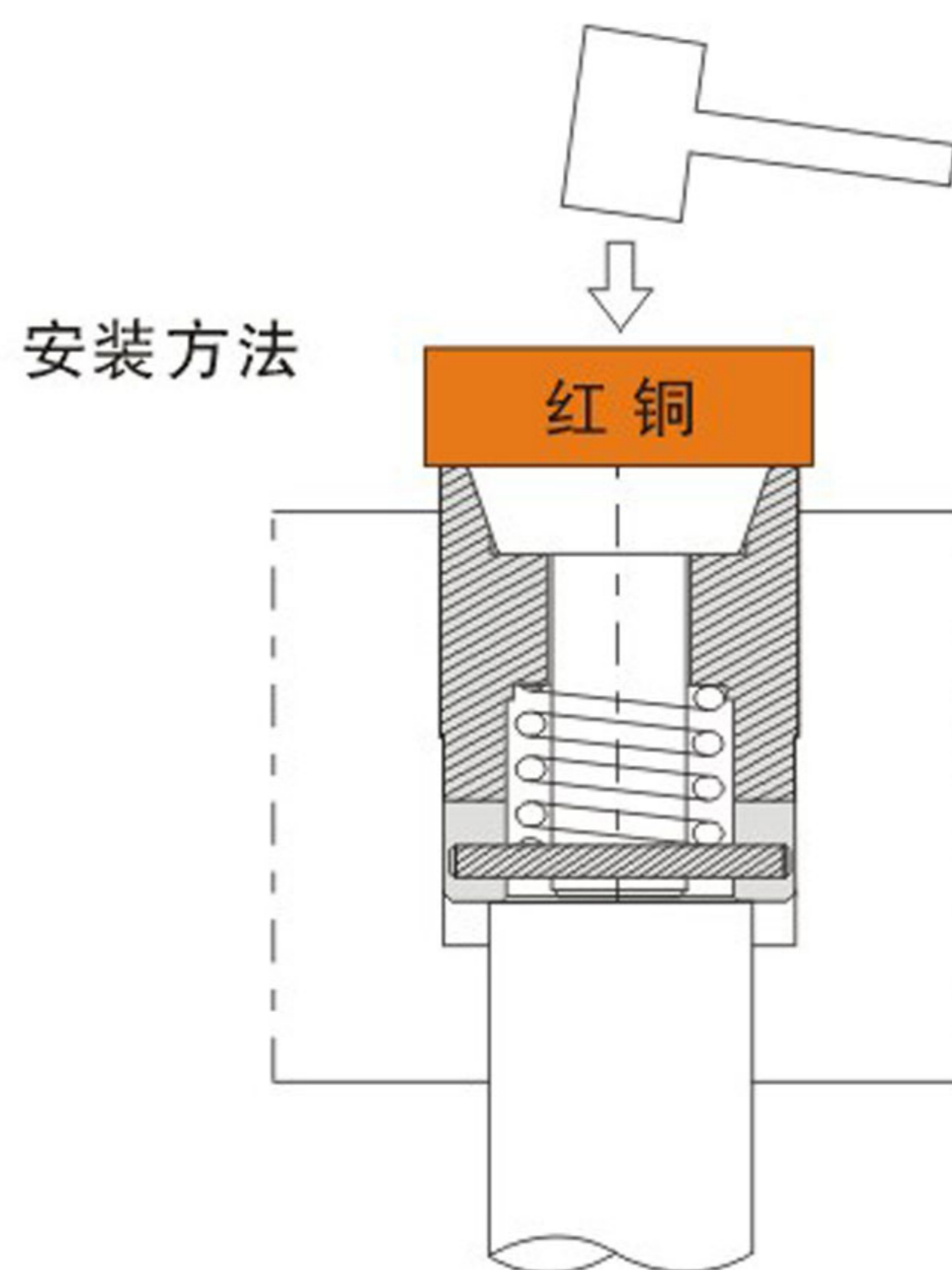


Order: APV-02 - Q'TY

Example 使用例




ϕA	ϕC	h
1/4"	3/16"	.375
3/8"	9/32"	.375
1/2"	3/2"	.500
3/4"	9/16"	.750
1"	3/4"	1.000
1-1/2"	1"	1.500



氣頂系列 Air Valves Series

GAS

排氣栓 GAS Vent



GAS1

不锈钢--射出模具专用
Stainless steel: special for ejection mold
Hardness: RV20 Diameter:0.03

极微细的排气孔，能将模具内的瓦斯或空气立即排出於模具外，简单而最有效果的产品为提升塑胶成型生产性能发挥威力。有效解决下列之问题：

烧焦

树脂的填充较排气快时，空气受断热压缩，前端部变成高温，依情形而定，会引起变色，烧焦等问题。

溢料

在结合部前端的树脂温度上升，粘度下降，而易发生溢料，另外，空气造成填充障碍，则射出压力上升，结果模具微张，而全体发生溢料。

填充不足

虽然没有烧焦、溢料发生，但因空气造成的阻力，减缓了填充不足的现象。

气泡银线

空气与树脂凝缩造成气泡、银线、污点等外观不良问题。

循环时间延长

若提高树脂温度，模具温度，降低射出速度，虽然这些不良现象不会发生，但使循环时间延长。

节省能源、节省时间、节省成本

若从设计阶段开始考虑TX排气栓的话，模具的试模次数、时间、材料均可减少。

装入排气栓的费用与时间约以往的1/3~1/10。

排气栓使用方法：

- 1、排气栓在压入模具时，表面请勿直接打击。
- 2、排气栓在压入模具时，请使用JIS规格H7/S6之差。



GAS2

铜--中空模具专用
Copper: special for vacuumed mold
Hardness: RV50 Diameter:0.5

In order to achieve its maximum molding productivities ,simply using its ultra micro breathing cell to exhale gas and air from molds.

Common questions:

1.burnt:

When aberration and burnt issues occurred ,it is because resin is filling faster than air exhaling which will result gasven to overheat.

2.overflow:

There are 2 possible conditions:

- When temperature of resin gets higher at the tip of seaming,it weakens its bonding strength.
- Air can filled up the path and blocks resin to flow functionallu which will cause ejection pressure to rise and materials to overflow.

3.Not enough fillings:

Due to air pressure ,it reduces the ratio of the filling speed.even there is no any sign of burnt or overflow.

4.Cell streak:

If there are some cells ,streaks and mottles occurred ,it is because the cells have not been vaporized completely between air and resin.

5.Extensive Cycling Time:

The higher temperature of resin,molds and slower speed of injection cause extensive cycling time, however, it will not a ffect the quality of final products.

Enerty,time and cost savor:

- 1.It will reduce the trial die,time and materials if users consider to use TX gasvent the beginning of the design.
- 2.It will save up to 1/3 to 1/10 of the total cost and time if installing gasvent

Installation:

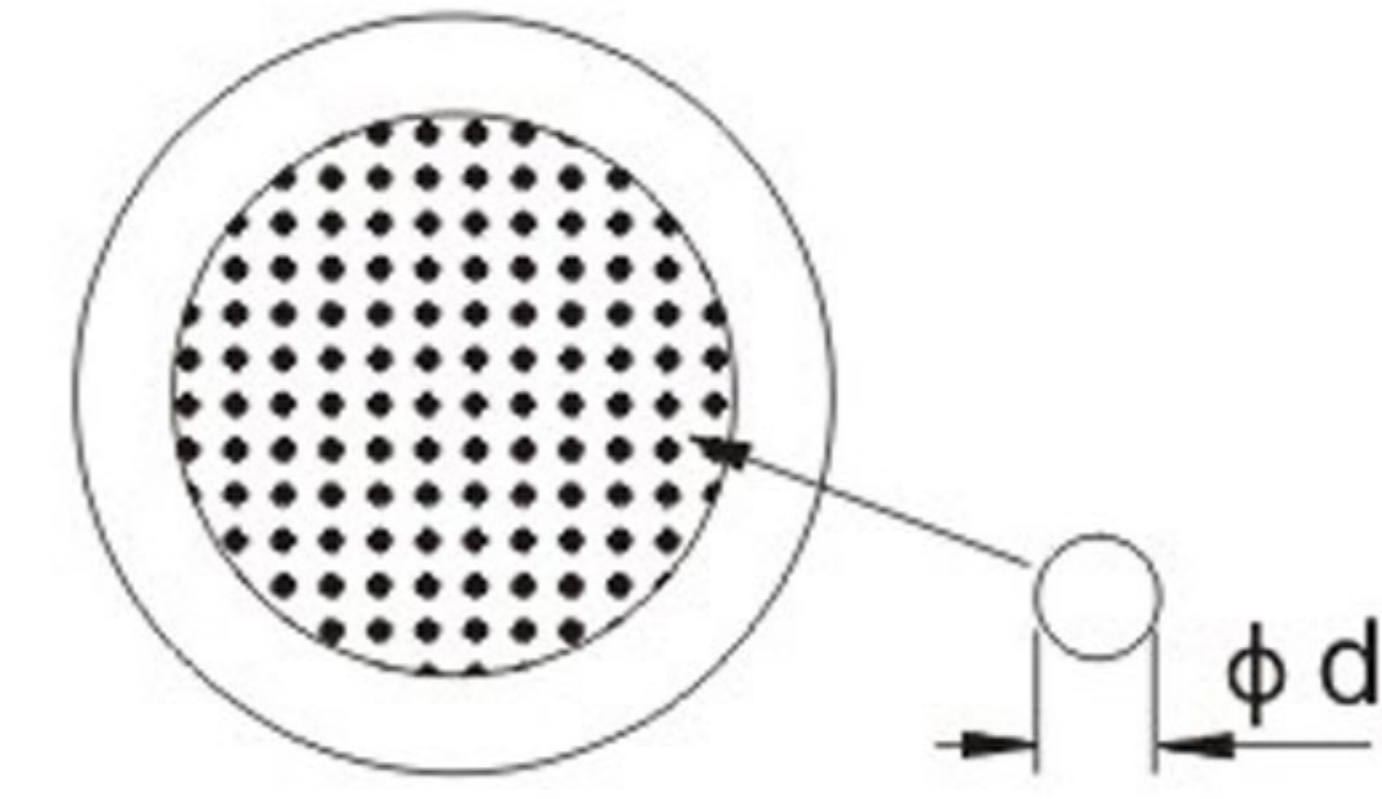
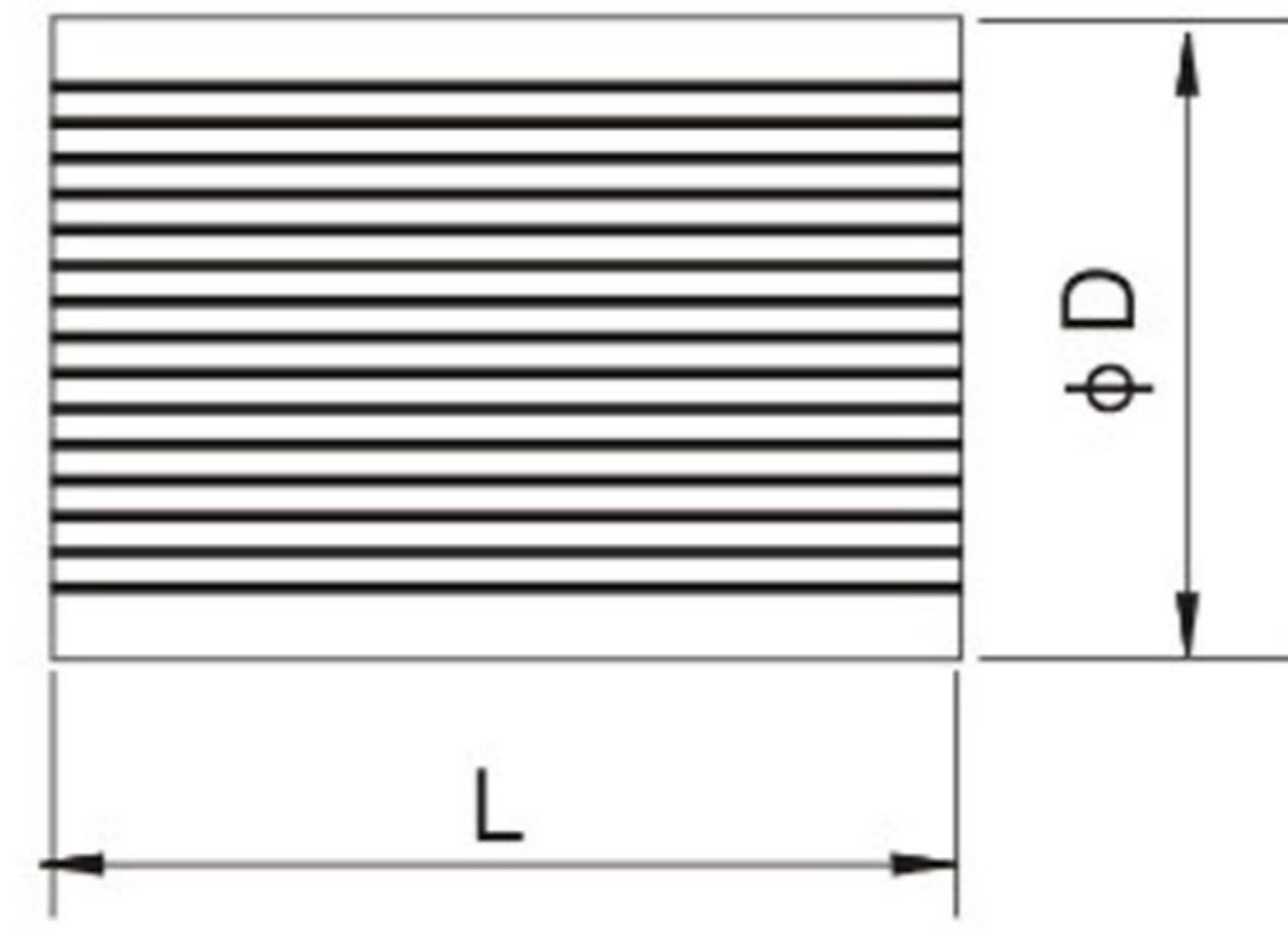
- 1.Do not touch the surface when gasvent is in use.
- 2.Use H7/s6 from JIS reference chart.

Type	φ D	L	单价(¥) Unit price
GAS1 GAS2	3	4.5/10	○
	4	4.5/10	○
	5	10	○
	6	10	○
	8	10	○
	10	10	○
	12	12	○

Order: **GAS1** - **D** - **Q'TY**

GASP

燒結式排氣塞 Sintered Vents



φ 0.3适用低压铸造模具

φ 0.5适用低压铸造模具与重力铸造模具


Type	d	D ^{+0.08} / _{+0.03}	L±0.2	孔数	空孔率(%)	适用产品	单价(¥) Unit price
GASP	0.3	5.0	10.0	89	30	低压铸造模具	○
		5.0	15.0	89	30		○
		6.0	10.0	89	29		○
		6.0	15.0	89	29		○
		8.0	10.0	200	28		○
		8.0	15.0	200	28		○
		10.0	10.0	340	31		○
		10.0	15.0	340	31		○
		12.0	10.0	340	28		○
		12.0	15.0	340	28		○
		14.0	15.0	550	27		○
	0.5	4.0	10.0	39	55	低压铸造模具 重力铸造模具	○
		6.0	10.0	61	40		○
		6.0	15.0	61	40		○
		8.0	10.0	89	35		○
		8.0	15.0	89	35		○
		10.0	10.0	200	34		○
		10.0	15.0	200	34		○
		12.0	10.0	200	31		○
		12.0	15.0	200	31		○
		14.0	15.0	340	35		○
		16.0	15.0	340	32		○



Order: GASP - d - D - L - Q'TY

GASY

透氣鋼 Cylinder



Type	φD	L	单价(¥) Unit price
GASY	4	10	○
	6	10	○
	8	10	○
	10	12	○
	12	12	○
	16	14	○
	20	15	○
	28	15	○



Order: GASY - D - Q'TY



精展精密科技股份有限公司(總公司)
GIN TECH PRECISION CO., LTD.

238001 台灣新北市樹林區保安街一段341巷7號

Address: No 7, Lane 341, Sec. 1, Bau An Street, Shulin Dist.,
New Taipei City, 238001, Taiwan

TEL: 886-2-2681-8596 (Rep.)

Email: Sales@ginchan.com.tw

FAX: 886-2-2681-8516

Web: www.gin-chan.com

東莞美商精展機械五金有限公司
東莞市精展機械五金有限公司
GIN CHAN MACHINERY & HARDWARE CO., LTD.(DONGGUAN)

廣東省東莞市大朗鎮石廈村金沙崗二路27號

Address: No 27, Jinshagang 2nd Road, Shixia Village,
Dalang Town, Dongguan, Guandong, P.R. China

TEL: 86-769-8318-5858 (Rep.)

Email: Sales@ginchan.com.cn

FAX: 86-769-8318-5838/8313-5003

Web: www.ginchan.com.cn



YouTube



微信扫一扫